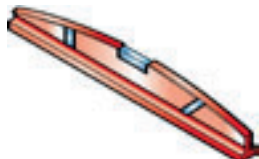


mas 030

corrimano ferro





2 mm ($\frac{5}{64}$ "
 2,5 mm ($\frac{3}{32}$ "
 3 mm ($\frac{1}{8}$ "
 5 mm ($\frac{13}{64}$ "
 6 mm ($\frac{15}{64}$ "



13 mm ($\frac{33}{64}$ "
 16 mm ($\frac{5}{8}$ "
 17 mm ($\frac{43}{64}$ "
 22 mm ($\frac{55}{64}$ "
 24 mm ($\frac{15}{16}$ "



24 mm ($\frac{5}{8}$ "
 450 ÷ 500 mm
 (17 $\frac{11}{16}$ " ÷ 19 $\frac{11}{16}$ "
 60 ÷ 200 Nm
 (44 ÷ 148 ftlb)



Ø 8 x 300 mm
 (D $\frac{5}{16}$ " x 11 $\frac{13}{16}$ "
 Ø 12 x 120 mm
 (D $\frac{15}{32}$ " x 4 $\frac{23}{32}$ "
 Ø 14 x 170 mm
 (D $\frac{35}{64}$ " x 5 $\frac{29}{32}$ "
 Ø 18 x 120 mm
 (D $\frac{45}{64}$ " x 4 $\frac{23}{32}$ "

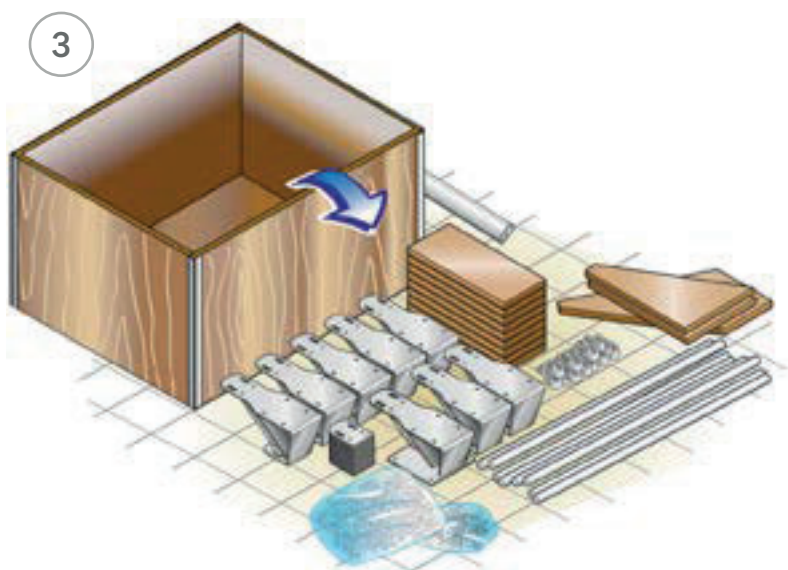
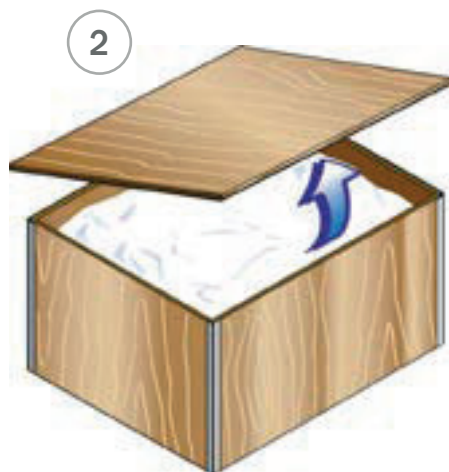
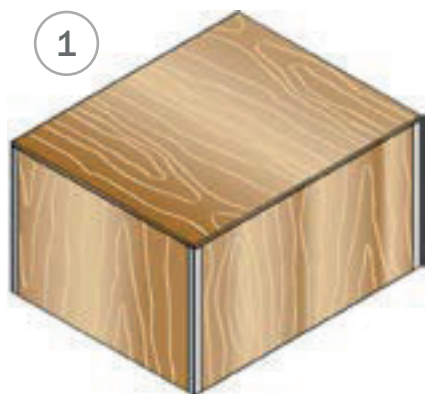


Ø 2,5 mm ($\frac{3}{32}$ "
 Ø 3 mm ($\frac{1}{8}$ "
 Ø 5 mm ($\frac{13}{64}$ "

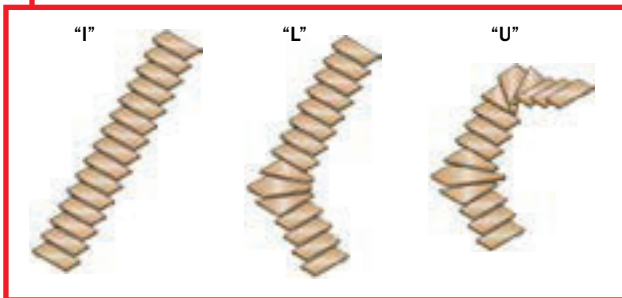
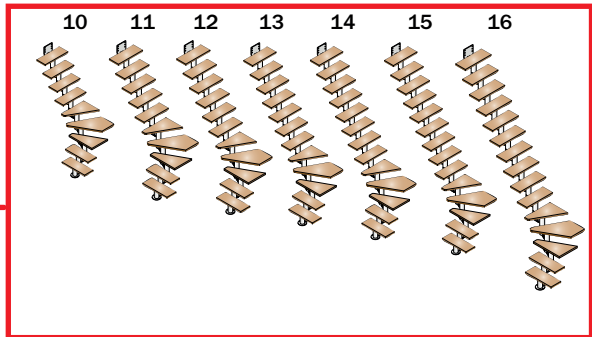


10 mm ($\frac{25}{64}$ "
 13 mm ($\frac{33}{64}$ "
 17 mm ($\frac{43}{64}$ "






	10	11	12	13	14	15	16
"I"	2	2	2	2	2	2	2
"L"	2	2	4	4	4	4	4
"U"	2	2	4	4	4	4	4



A42



	10	11	12	13	14	15	16
"I"	4	4	4	4	4	5	5
"L"	3	3	3	3	4	4	4
"U"	3	3	3	3	3	4	4

A43



	10	11	12	13	14	15	16
"I"	8	8	8	8	8	10	10
"L"	8	8	8	8	10	10	10
"U"	10	10	10	10	10	12	12

A44



	10	11	12	13	14	15	16
"I"	8	8	8	8	8	10	10
"L"	8	8	8	8	10	10	10
"U"	10	10	10	10	10	12	12

B02



	10	11	12	13	14	15	16
"I"	32	35	38	41	44	47	50
"L"	25	28	31	34	37	40	43
"U"	18	21	24	27	30	33	36

B12



Ø8 mm
(D 5/16")

	10	11	12	13	14	15	16
"I"	7	7	7	7	7	7	7
"L"	7	7	7	7	7	7	7
"U"	7	7	7	7	7	7	7

B13



M8 mm
(M 5/16")

	10	11	12	13	14	15	16
"I"	4	4	4	4	4	4	4
"L"	4	4	4	4	4	4	4
"U"	4	4	4	4	4	4	4

B23



	10	11	12	13	14	15	16
"I"	3	3	3	3	3	4	4
"L"	2	2	2	2	3	3	3
"U"	2	2	2	2	2	3	3

B82



	10	11	12	13	14	15	16
"I"	18	20	22	24	26	28	30
"L"	13	15	17	19	21	23	25
"U"	11	13	15	17	19	21	23

B95



	10	11	12	13	14	15	16
"I"	5	5	5	5	5	5	5
"L"	5	5	5	5	5	5	5
"U"	5	5	5	5	5	5	5

BB5



M4,5 x 40 mm
(M 1/16" x 1 3/64")

	10	11	12	13	14	15	16
"I"	84	93	102	111	120	129	138
"L"	63	72	81	90	99	108	117
"U"	42	51	60	69	78	87	96

BP8



	10	11	12	13	14	15	16
"I"	2	2	2	2	2	2	2
"L"	4	4	4	4	4	4	4
"U"	6	6	6	6	6	6	6

BP9



	10	11	12	13	14	15	16
"I"	3	3	3	3	3	4	4
"L"	3	3	3	2	2	2	2
"U"	2	2	2	2	2	3	3

BS6



	10	11	12	13	14	15	16
"I"	1	1	1	1	1	1	1
"L"	1	1	1	1	1	1	1
"U"	1	1	1	1	1	1	1

BU1



M16 x 55 mm
(M 5/8" x 2 1/32")

	10	11	12	13	14	15	16
"I"	16	18	20	22	24	26	28
"L"	16	18	20	22	24	26	28
"U"	16	18	20	22	24	26	28

BU2



	10	11	12	13	14	15	16
"I"	16	18	20	22	24	26	28
"L"	16	18	20	22	24	26	28
"U"	16	18	20	22	24	26	28

BU3



	10	11	12	13	14	15	16
"I"	32	36	40	44	48	52	56
"L"	32	36	40	44	48	52	56
"U"	32	36	40	44	48	52	56

BU4



	10	11	12	13	14	15	16
"I"	16	18	20	22	24	26	28
"L"	16	18	20	22	24	26	28
"U"	16	18	20	22	24	26	28

C03



	10	11	12	13	14	15	16
"I"	18	20	22	24	26	28	30
"L"	13	15	17	19	21	23	25
"U"	9	11	13	15	17	19	21

C13



	10	11	12	13	14	15	16
"I"	28	31	34	37	40	43	46
"L"	21	24	27	30	33	36	39
"U"	14	17	20	23	26	29	32

C47



	10	11	12	13	14	15	16
"I"	4	4	4	4	4	4	4
"L"	4	4	4	4	4	4	4
"U"	4	4	4	4	4	4	4

C48



	10	11	12	13	14	15	16
"I"	2	2	2	2	2	2	2
"L"	2	2	2	2	2	2	2
"U"	2	2	2	2	2	2	2

C49



M6 mm
(M 1⁵/₆₄")

	10	11	12	13	14	15	16
"I"	3	3	3	3	3	3	3
"L"	7	7	7	7	7	7	7
"U"	11	11	11	11	11	11	11

C50



M6 x 25 mm
(M 1⁵/₆₄" x 6³/₆₄")

	10	11	12	13	14	15	16
"I"	1	1	1	1	1	1	1
"L"	3	3	3	3	3	3	3
"U"	5	5	5	5	5	5	5

C53



	10	11	12	13	14	15	16
"I"	36	40	44	48	52	56	60
"L"	36	40	44	48	52	56	60
"U"	36	40	44	48	52	56	60

C54



	10	11	12	13	14	15	16
"I"	2	2	2	2	2	2	2
"L"	2	2	2	2	2	2	2
"U"	2	2	2	2	2	2	2

C57



	10	11	12	13	14	15	16
"I"	8	8	8	8	8	8	8
"L"	8	8	8	8	8	8	8
"U"	8	8	8	8	8	8	8

C58



Ø 6,4 x 40 mm
(Ø 1/4" x 1 3⁷/₆₄")

	10	11	12	13	14	15	16
"I"	5	5	5	5	5	5	5
"L"	5	5	5	5	5	5	5
"U"	5	5	5	5	5	5	5

C62



	10	11	12	13	14	15	16
"I"	2	2	2	2	2	2	2
"L"	2	2	2	2	2	2	2
"U"	2	2	2	2	2	2	2

C63



	10	11	12	13	14	15	16
"I"	18	20	22	24	26	28	30
"L"	13	15	17	19	21	23	25
"U"	9	11	13	15	17	19	21

C65



M4 mm
(M 5³/₃₂")

	10	11	12	13	14	15	16
"I"	18	20	22	24	26	28	30
"L"	13	15	17	19	21	23	25
"U"	9	11	13	15	17	19	21

C66



M4 x 14 mm
(M 5³/₃₂" x 3⁵/₆₄")

	10	11	12	13	14	15	16
"I"	18	20	22	24	26	28	30
"L"	13	15	17	19	21	23	25
"U"	9	11	13	15	17	19	21

C81



	10	11	12	13	14	15	16
"I"	2	2	2	2	2	2	2
"L"	2	2	2	2	2	2	2
"U"	2	2	2	2	2	2	2

C82



	10	11	12	13	14	15	16
"I"	0	0	0	0	0	0	0
"L"	1	1	1	1	1	1	1
"U"	2	2	2	2	2	2	2

C83



	10	11	12	13	14	15	16
"I"	2	2	2	2	2	2	2
"L"	2	2	2	2	2	2	2
"U"	2	2	2	2	2	2	2

CN1



Ø 3,5 x 20 mm
(Ø 9/64" x 25/32")

	10	11	12	13	14	15	16
"I"	42	46	50	54	58	62	66
"L"	34	38	42	46	50	54	58
"U"	28	32	36	40	44	48	52

D34



	10	11	12	13	14	15	16
"I"	1	1	1	1	1	1	1
"L"	1	1	1	1	1	1	1
"U"	1	1	1	1	1	1	1

D43



	10	11	12	13	14	15	16
"I"	2	2	2	2	2	2	2
"L"	2	2	2	2	2	2	2
"U"	2	2	2	2	2	2	2

D85



	10	11	12	13	14	15	16
"I"	1	1	1	1	1	1	1
"L"	1	1	1	1	1	1	1
"U"	1	1	1	1	1	1	1

D87



	10	11	12	13	14	15	16
"I"	7	8	9	10	11	12	13
"L"	7	8	9	10	11	12	13
"U"	7	8	9	10	11	12	13

D88



	10	11	12	13	14	15	16
"I"	1	1	1	1	1	1	1
"L"	1	1	1	1	1	1	1
"U"	1	1	1	1	1	1	1

D89



	10	11	12	13	14	15	16
"I"	32	36	40	44	48	52	56
"L"	32	36	40	44	48	52	56
"U"	32	36	40	44	48	52	56

D90



	10	11	12	13	14	15	16
"I"	1	1	1	1	1	1	1
"L"	1	1	1	1	1	1	1
"U"	1	1	1	1	1	1	1

D91



	10	11	12	13	14	15	16
"I"	1	1	1	1	1	1	1
"L"	1	1	1	1	1	1	1
"U"	1	1	1	1	1	1	1

D92



	10	11	12	13	14	15	16
"I"	1	1	1	1	1	1	1
"L"	1	1	1	1	1	1	1
"U"	1	1	1	1	1	1	1

F08



	10	11	12	13	14	15	16
"I"	2	2	2	2	2	2	2
"L"	6	6	6	6	6	6	6
"U"	10	10	10	10	10	10	10

F09



	10	11	12	13	14	15	16
"I"	1	1	1	1	1	1	1
"L"	1	1	1	1	1	1	1
"U"	1	1	1	1	1	1	1

F12



	10	11	12	13	14	15	16
"I"	4	4	4	4	4	4	4
"L"	4	4	4	4	4	4	4
"U"	4	4	4	4	4	4	4

F34



	10	11	12	13	14	15	16
"I"	2	2	2	2	2	2	2
"L"	2	2	2	2	2	2	2
"U"	2	2	2	2	2	2	2

F65



	10	11	12	13	14	15	16
"I"	26	29	32	35	38	41	44
"L"	19	22	25	28	31	34	37
"U"	12	15	18	21	24	27	30

F66




	10	11	12	13	14	15	16
"I"	2	2	2	2	2	2	2
"L"	2	2	2	2	2	2	2
"U"	2	2	2	2	2	2	2

L75



	10	11	12	13	14	15	16
"I"	9	10	11	12	13	14	15
"L"	6	7	8	9	10	11	12
"U"	3	4	5	6	7	8	9

L76



	10	11	12	13	14	15	16
"I"	0	0	0	0	0	0	0
"L"	1	1	1	1	1	1	1
"U"	2	2	2	2	2	2	2

L77



	10	11	12	13	14	15	16
"I"	0	0	0	0	0	0	0
"L"	1	1	1	1	1	1	1
"U"	2	2	2	2	2	2	2

L78



	10	11	12	13	14	15	16
"I"	0	0	0	0	0	0	0
"L"	1	1	1	1	1	1	1
"U"	2	2	2	2	2	2	2

N79



	10	11	12	13	14	15	16
"I"	1	1	1	1	1	1	1
"L"	1	1	1	1	1	1	1
"U"	1	1	1	1	1	1	1

N80



	10	11	12	13	14	15	16
"I"	7	8	9	10	11	12	13
"L"	7	8	9	10	11	12	13
"U"	7	8	9	10	11	12	13

N81



	10	11	12	13	14	15	16
"I"	1	1	1	1	1	1	1
"L"	1	1	1	1	1	1	1
"U"	1	1	1	1	1	1	1

S07



	10	11	12	13	14	15	16
"I"	1	1	1	1	1	1	1
"L"	1	1	1	1	1	1	1
"U"	1	1	1	1	1	1	1

S08



M16 x 40 mm
(M 5/8" x M 1 37/64")

	10	11	12	13	14	15	16
"I"	0	0	0	0	0	0	0
"L"	3	3	3	3	3	3	3
"U"	6	6	6	6	6	6	6



IT) ATTENZIONE!

Leggere e seguire scrupolosamente queste istruzioni e tenere per future consultazioni.
Eseguire l'installazione "a regola d'arte", utilizzando attrezzi idonei; seguire scrupolosamente le istruzioni di montaggio. Informarsi prima dell'installazione, sui regolamenti locali e nazionali da rispettare, in funzione della destinazione d'uso (privato principale, secondario, uffici, negozi,...).

FR) ATTENTION !

Lire et respecter scrupuleusement les présentes instructions ; les conserver pour toute autre consultation.
Effectuer l'installation dans les règles de l'art en utilisant des outils appropriés ; suivre scrupuleusement les instructions de montage. Pour réaliser un montage conforme aux normes en vigueur, il faut s'informer avant l'installation quant aux réglementations locales et nationales à respecter, en fonction du domaine d'utilisation (résidence privée principale, secondaire, bureaux, magasins,...).

EN) WARNING!

Carefully read and strictly follow these instruction and keep them for future consultation.
Carry out the installation in a "workmanlike" manner, strictly following the installation instructions and using suitable tools. Always consult your local building department for code requirements that must be respected depending on its destination of use (private, secondary, public...).

DE) ACHTUNG!

Lesen sie diese Anleitung sorgfältig durch und heben sie sie für spätere Zwecke auf.
Die Montage muss fachgerecht, unter Zuhilfenahme geeigneter Hilfsmittel und unter strikter Einhaltung der Montageanleitung ausgeführt werden. Damit die Montage normgerecht erfolgen kann, muss man zuvor Informationen zur Aufstellung und zu den lokal und national geltenden Vorschriften je nach Bestimmungszweck (privat, Haupt- oder Nebeneinrichtung, Büros, Geschäfte, ...) einholen.

ES) ¡ATENCIÓN!

Leer y seguir estrictamente estas instrucciones y conservarlas para consultas futuras.
Realizar la instalación "según las reglas del arte", utilizando herramientas adecuadas; seguir estrictamente las instrucciones de montaje. Informarse antes de la instalación sobre los reglamentos locales y nacionales a respetar, en función del destino de uso (privado principal, secundario, oficinas, tiendas,...).



SV) OBSERVERA!

Läs och följ noggrant dessa anvisningar och spara dem för framtida konsultation.

Utför installationen på ett yrkesmannamässigt sätt med lämpliga verktyg. Följ monteringsinstruktionerna i detalj. Informera dig före installationen om lokala och nationella bestämmelser som ska respekteras, beroende på avsett användningsområde (privat, offentlig, kontor, butiker o.s.v.).

DA) ADVARSEL!

Læs og overhold nøje disse anvisninger og opbevar dem til efterfølgende henvisninger.

Installationen skal udføres i overensstemmelse med bedste praksis, ved brug af egnede redskaber; følg omhyggeligt monteringsinstruktionerne. Hent oplysninger før installationen angående de lokale og nationale bestemmelser, der skal overholdes afhængigt af den påtænkte anvendelse (privat hovedbrug, privat sekundær brug, kontorer, butikker,...).

NO) ADVARSEL!

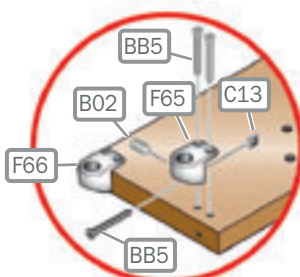
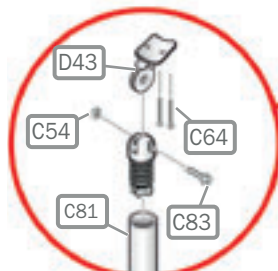
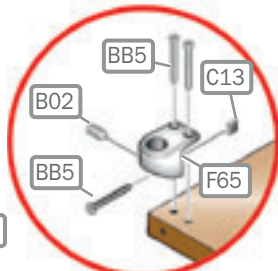
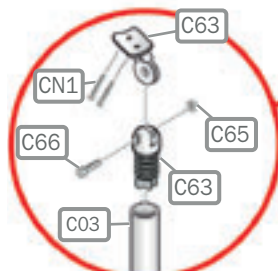
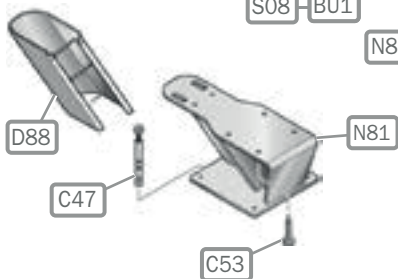
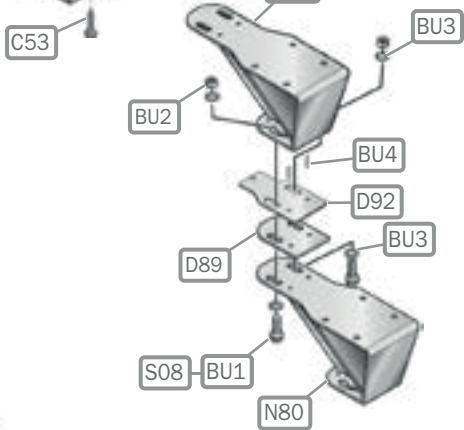
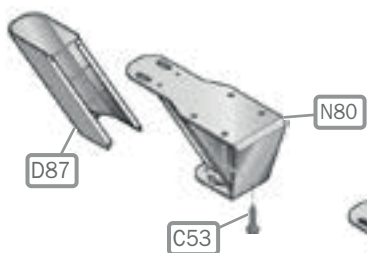
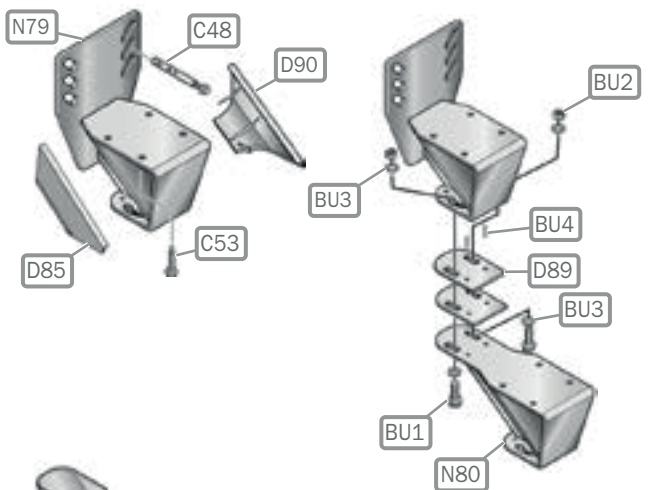
Les og følg bruksanvisningen nøye og oppbevar den for senere bruk.

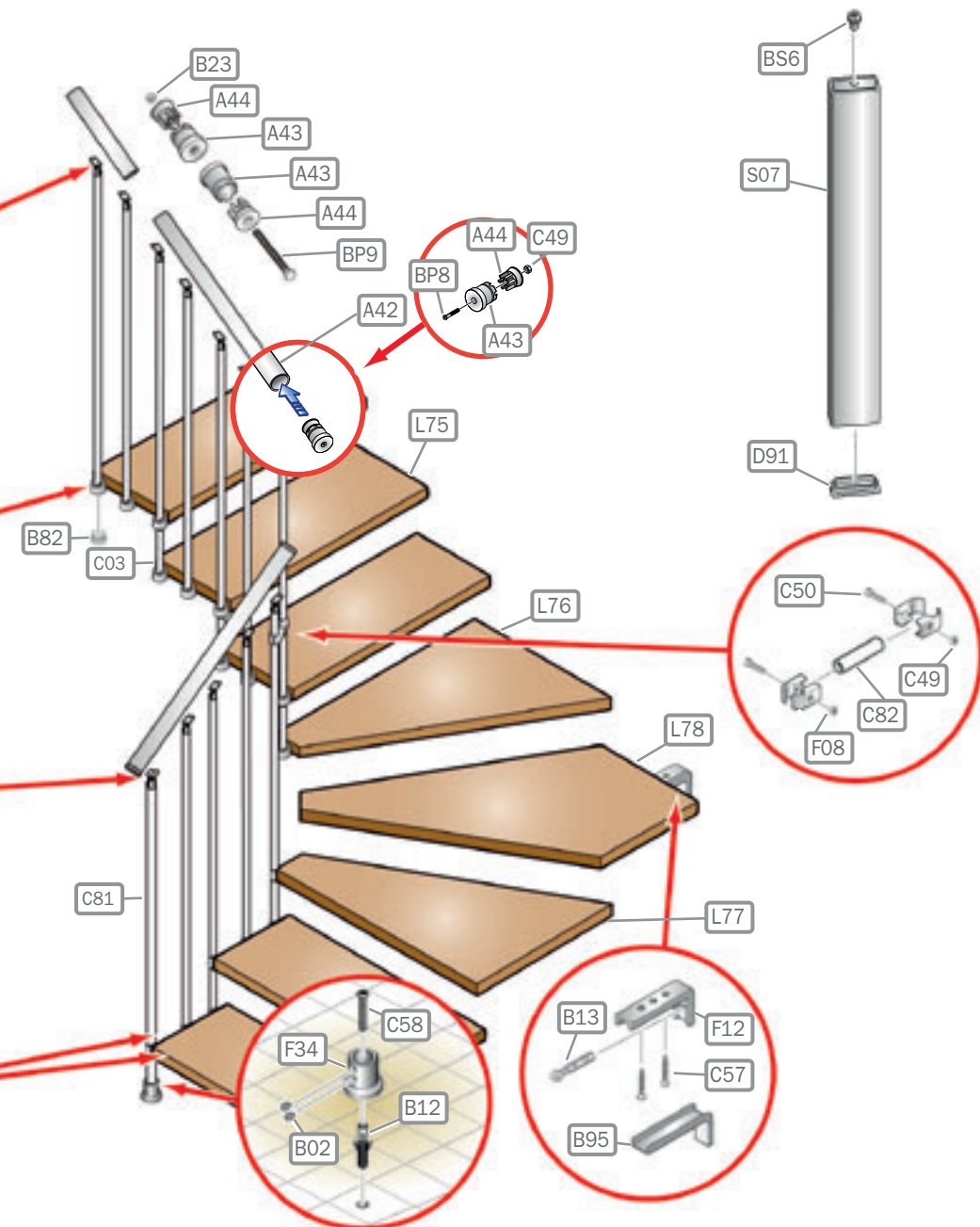
Produktet må installeres "etter alle kunstens regler" og med passende verktøy. Følg monteringsbeskrivelsen nøye. Informer deg om eventuelle lokale og nasjonale forskrifter som gjelder for ditt spesielle bruksområde (primær eller sekundær privat bruk, kontorer, forretninger osv.) før du installerer produktet.

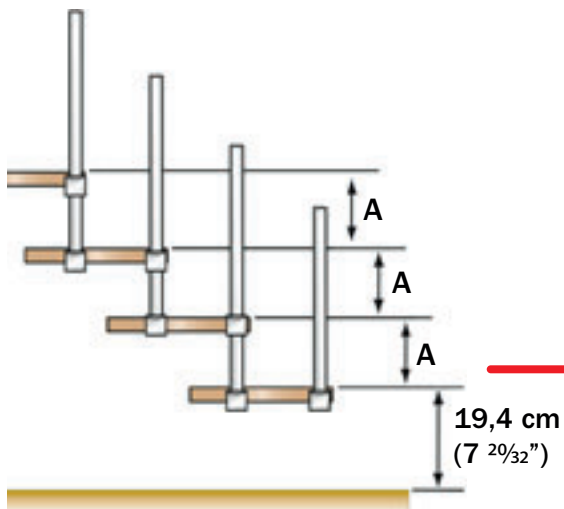
FI) VAROITUS!

Lue ja noudata huolellisesti näitä ohjeita ja säilytä ne tulevaa tarvetta varten.

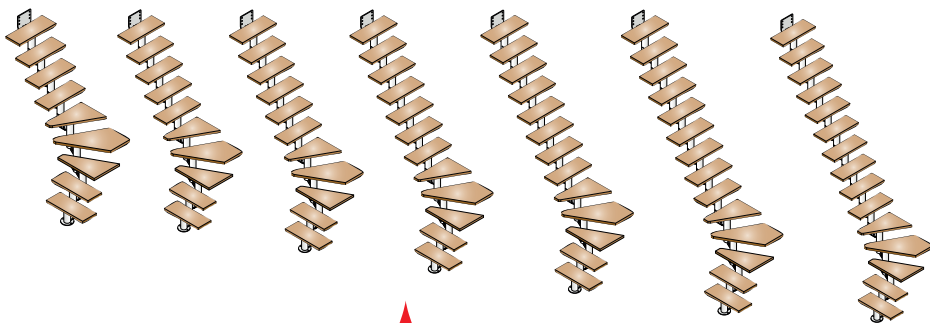
Suorita asennus kunnolla käyttäen asianmukaisia välineitä; noudata huolellisesti asennusohjeita. Tutustu ennen asennusta voimassa oleviin paikallisiin ja kansallisiin määräyksiin, käyttökohteen mukaan (yksityinen pääasiallinen, toissijainen, toimisto, kaupat,...).





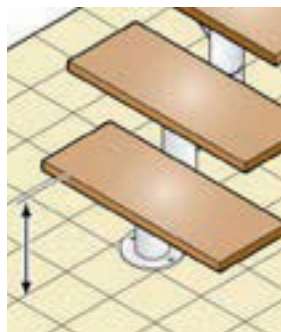
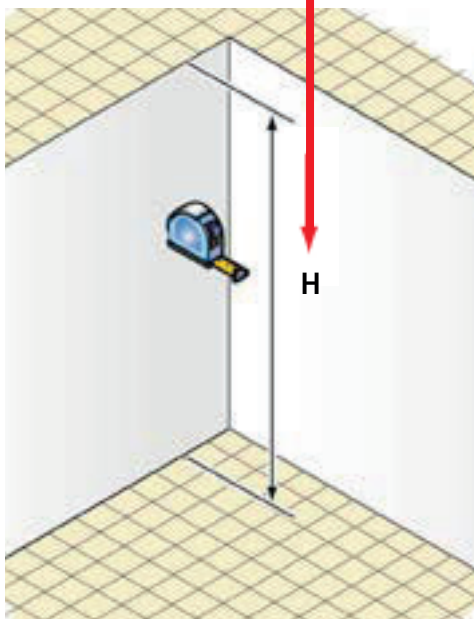


10 (N) 11 (N) 12 (N) 13 (N) 14 (N) 15 (N) 16 (N)



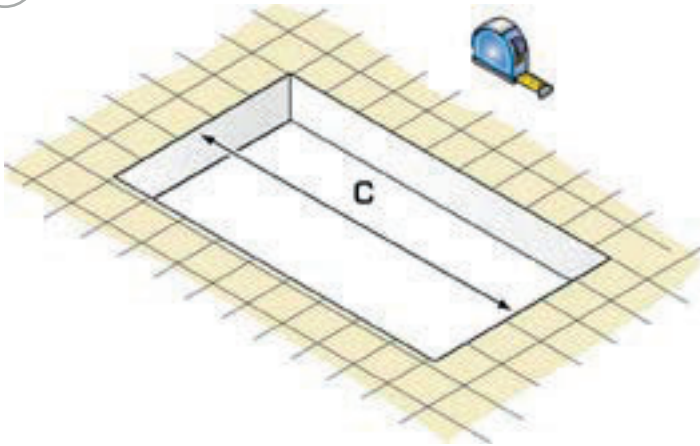
$$A = H - 19,4 \text{ cm} / N - 1 \quad (A = 18,5 \div 20,5 \text{ cm})$$

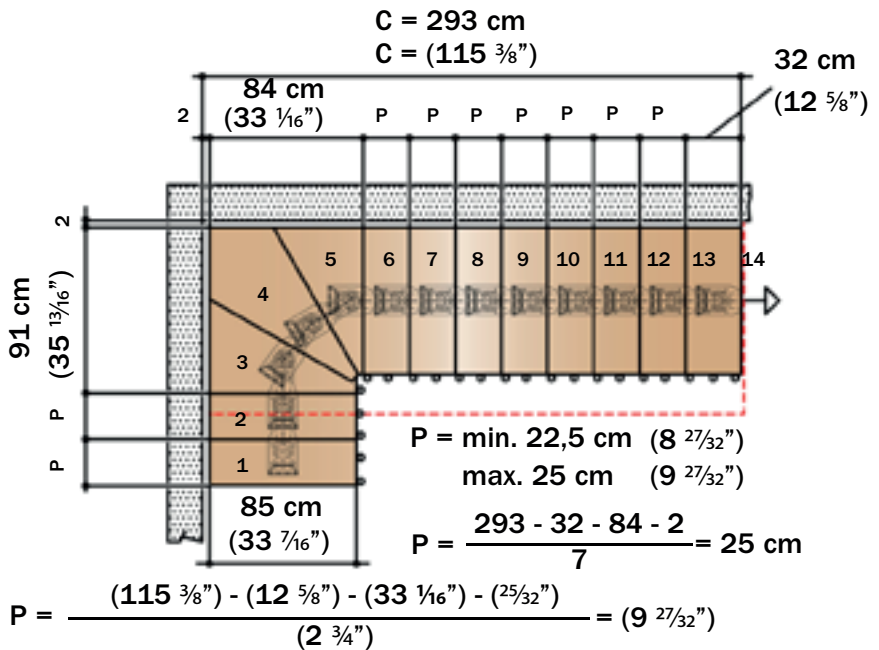
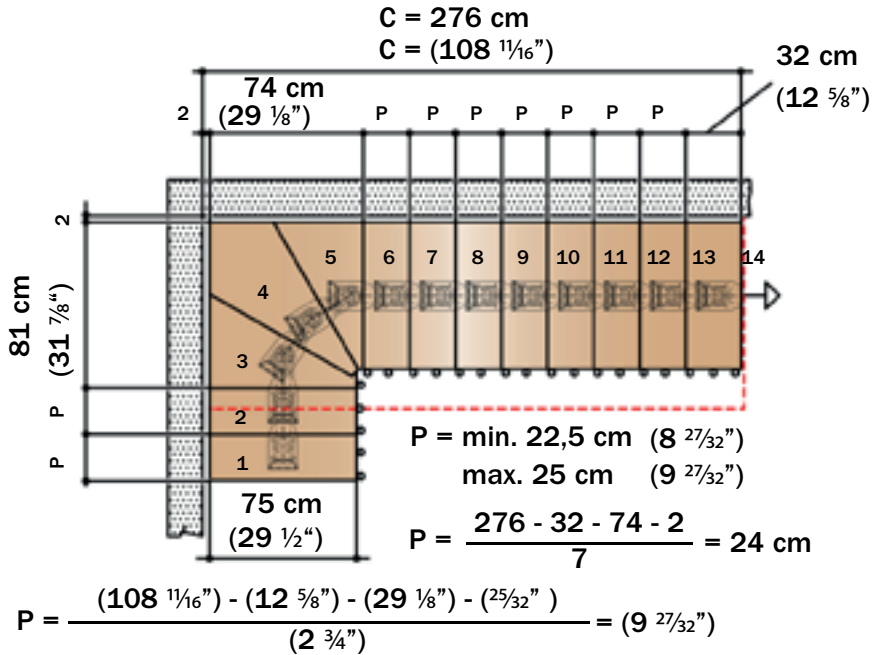
$$A = H - (7 \frac{20}{32} \text{''}) / N - 1 \quad (A = 7 \frac{9}{32} \text{''} \div 8 \frac{1}{16} \text{''})$$

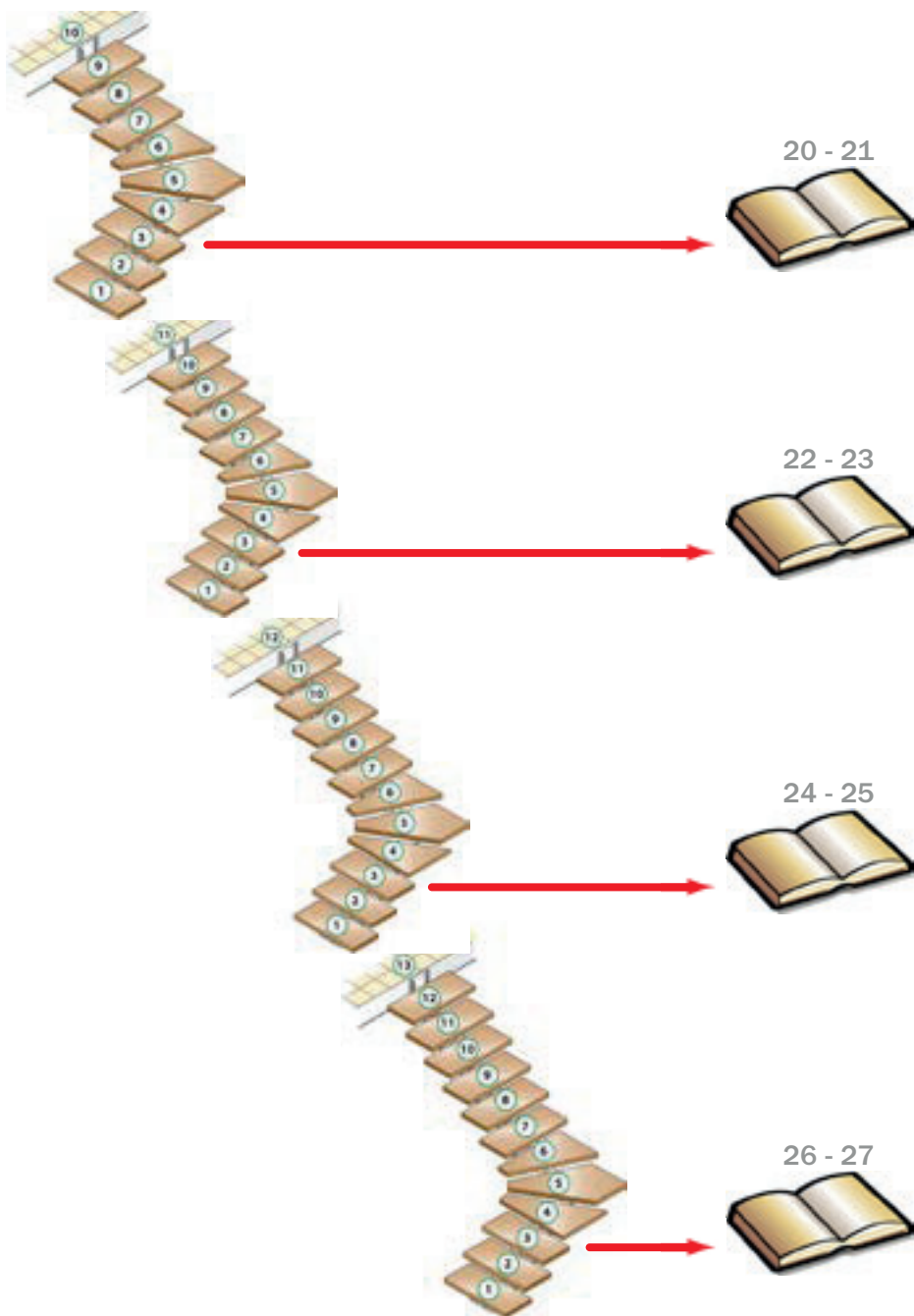


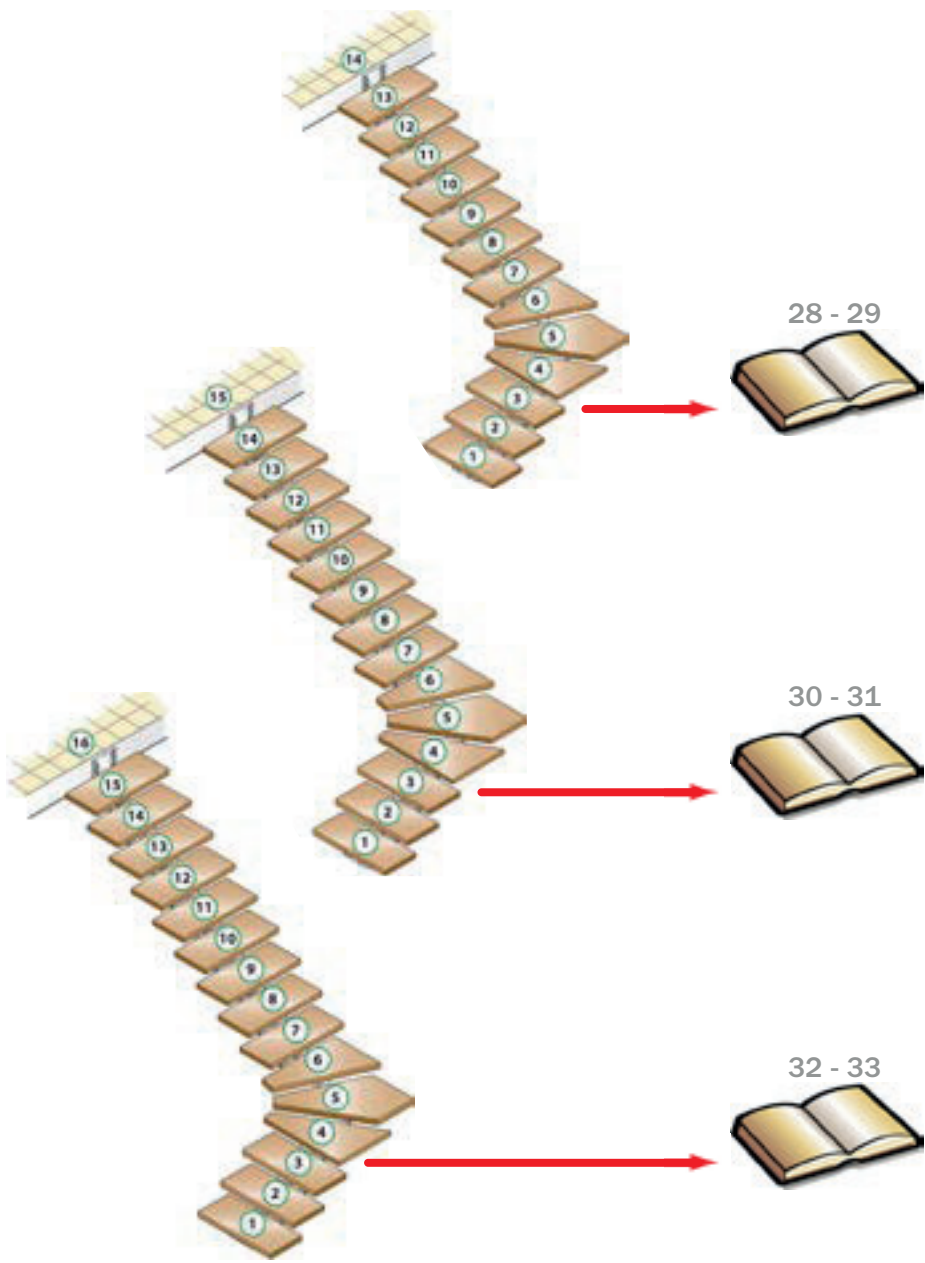
19,4 cm
(7 $\frac{20}{32}$ '')

4

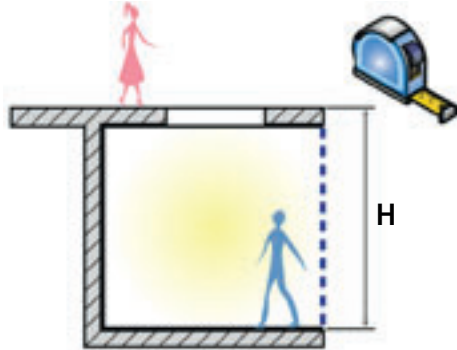




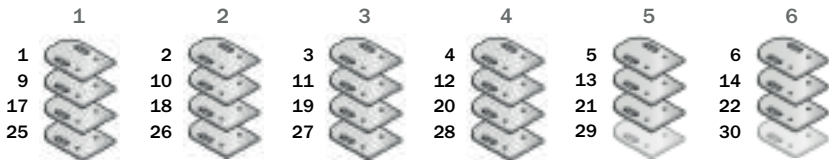


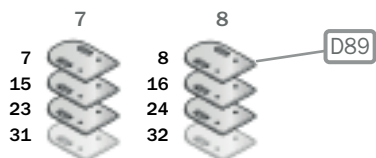
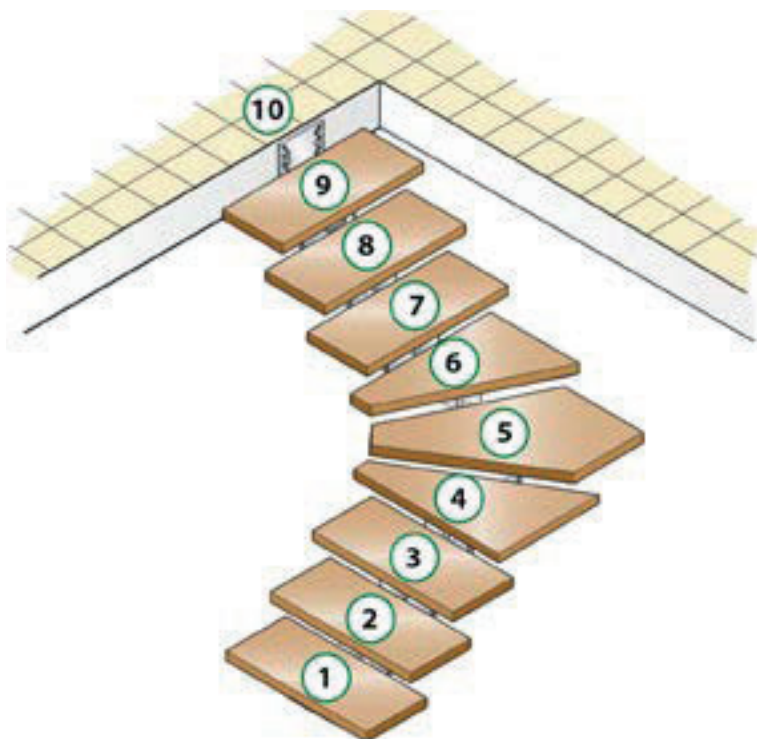


H cm	H inch	D89
186	73 ¼"	0
187	73 ⅝"	2
188	74 "	4
189	74 ⅞"	5
190	74 ⅞"	7
191	75 ⅜"	9
192	75 ⅝"	11
193	76 "	12
194	76 ⅜"	14
195	76 ¾"	16
196	77 ⅜"	18
197	77 ⅝"	20
198	77 ⅞"	21
199	78 ⅜"	23
200	78 ¾"	25
201	79 ⅛"	27
202	79 ½"	28
203	79 ⅝"	30
204	80 ⅝"	32

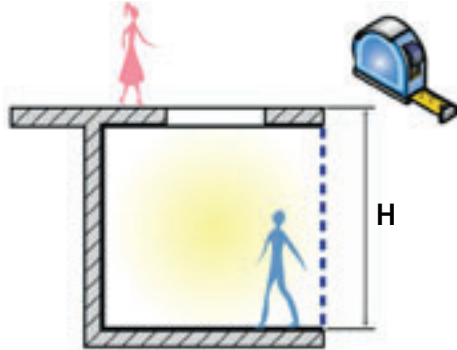


H = 202 ➤ D89 = 28
H = 79 ½" ➤ D89 = 28

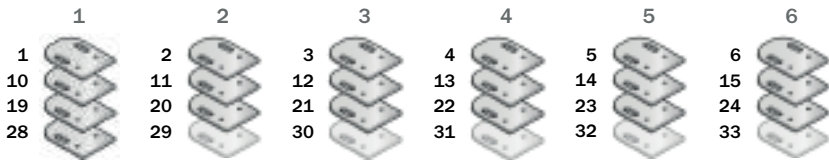


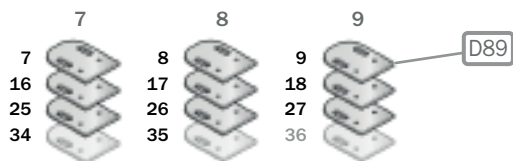
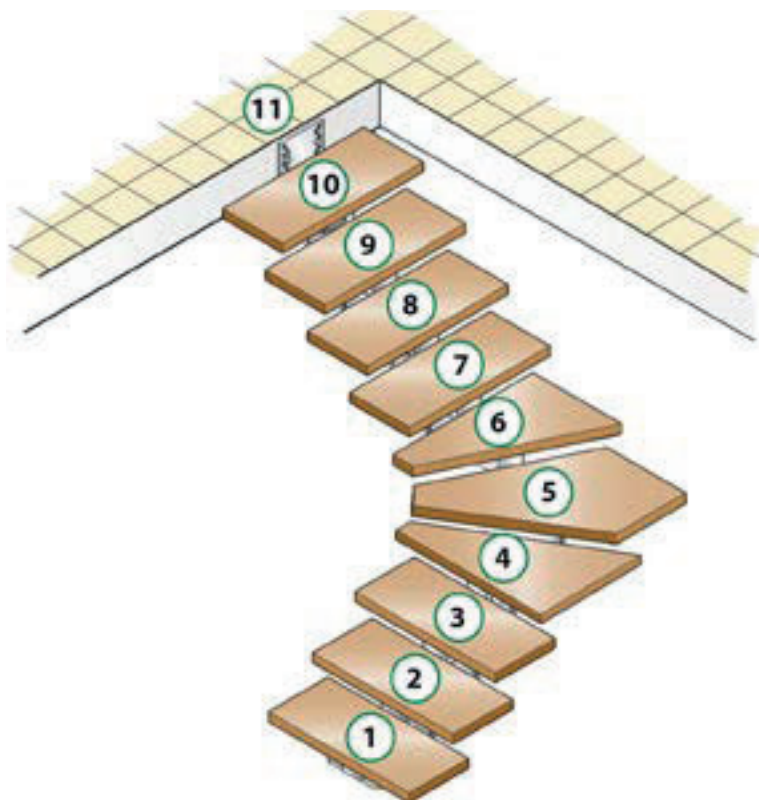


H cm	H inch	D89
204	80 5/16"	0
205	80 1/16"	1
206	81 1/8"	3
207	81 1/2"	5
208	81 7/8"	6
209	82 3/16"	8
210	82 1/16"	10
211	83 1/16"	12
212	83 7/16"	14
213	83 7/8"	15
214	84 1/4"	17
215	84 5/8"	19
216	85 1/16"	21
217	85 7/16"	23
218	85 13/16"	24
219	86 1/4"	26
220	86 5/8"	28
221	87 "	30
222	87 3/8"	32
223	87 13/16"	33
224	88 3/8"	35

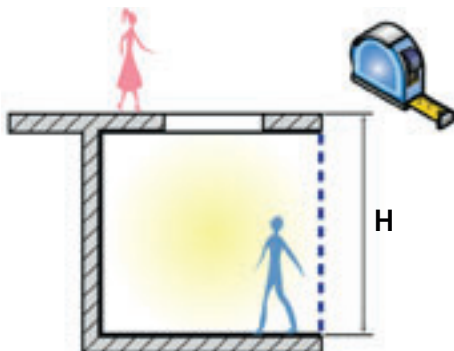


H = 220 ➤ **D89 = 28**
H = 86 5/8" ➤ **D89 = 28**

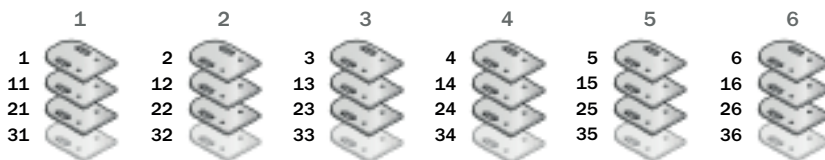


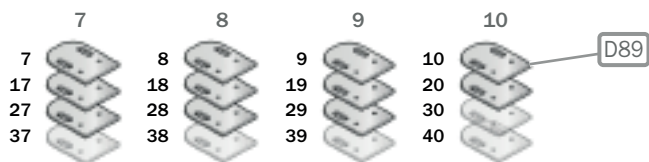
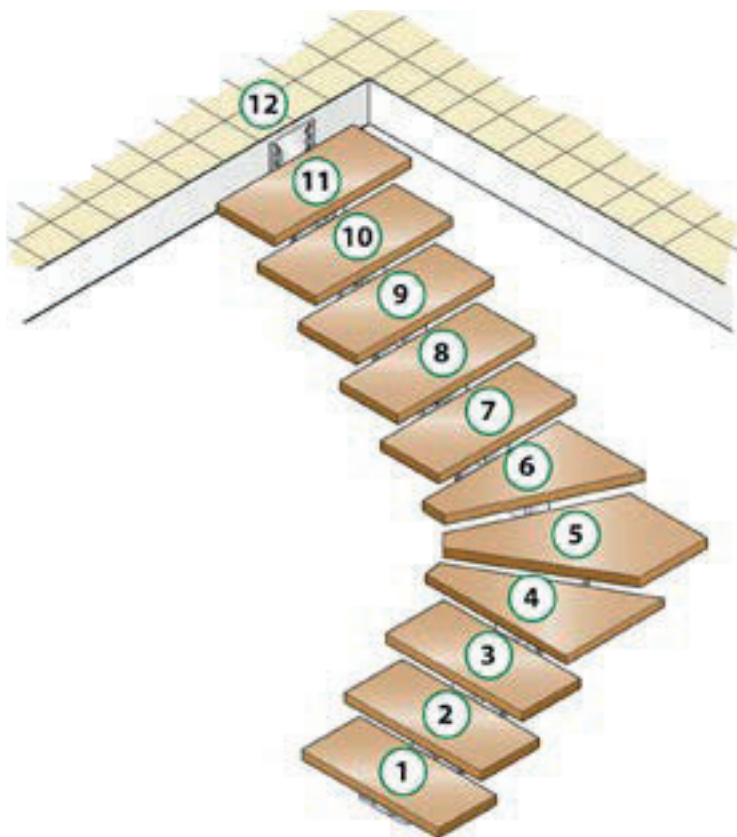


H cm	H inch	D89
223	87 13/16"	0
224	88 3/16"	2
225	88 9/16"	4
226	89"	6
227	89 3/8"	7
228	89 3/4"	9
229	90 3/16"	11
230	90 9/16"	13
231	90 15/16"	15
232	91 1/16"	16
233	91 3/4"	18
234	92 1/8"	20
235	92 1/2"	22
236	92 5/16"	24
237	93 3/16"	26
238	93 11/16"	27
239	94 1/8"	29
240	94 1/2"	31
241	94 7/8"	33
242	95 1/4"	35
243	95 11/16"	36
244	96 1/16"	38
245	96 7/16"	40

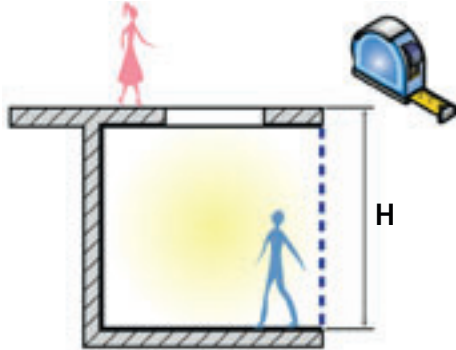


H = 239 **D89 = 29**
H = 94 1/8" **D89 = 29**

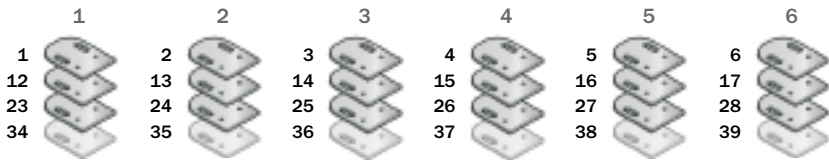


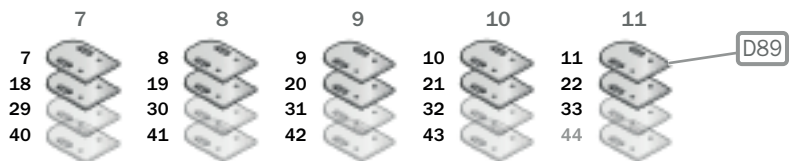
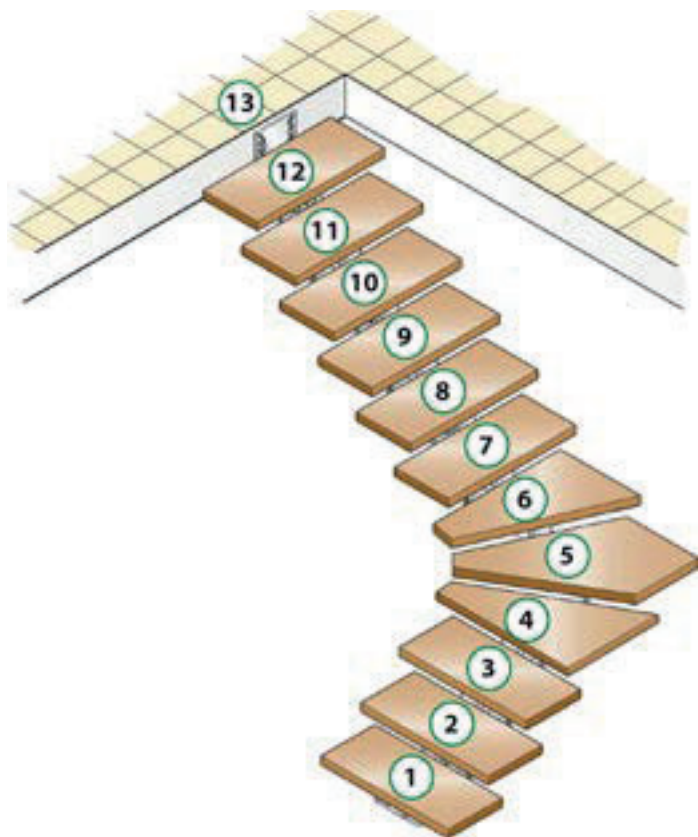


H cm	H inch	D89
241	94 7/8"	0
242	95 1/4"	1
243	95 11/16"	3
244	96 1/8"	5
245	96 7/16"	6
246	96 3/8"	8
247	97 1/4"	10
248	97 5/8"	12
249	98 1/16"	14
250	98 7/16"	16
251	98 3/8"	17
252	99 3/16"	19
253	99 5/8"	21
254	100 "	23
255	100 3/8"	25
256	100 7/16"	27
257	101 3/16"	28
258	101 9/16"	30
259	101 13/16"	32
260	102 3/8"	34
261	102 3/4"	36
262	103 1/8"	38
263	103 5/16"	39
264	103 15/16"	41
265	104 3/16"	43

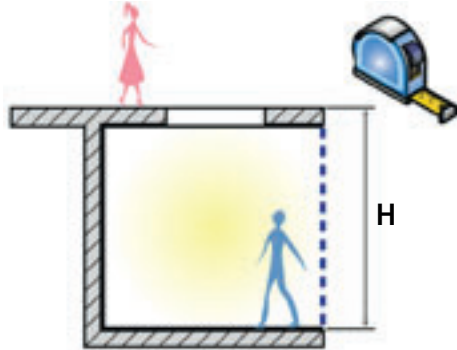


H = 257 D89 = 28
H = 101 3/16" D89 = 28

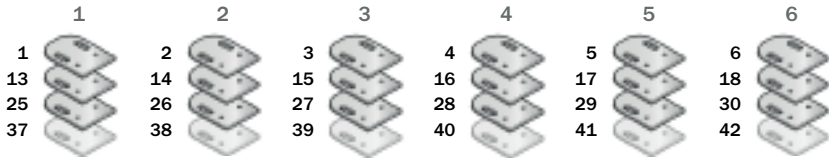


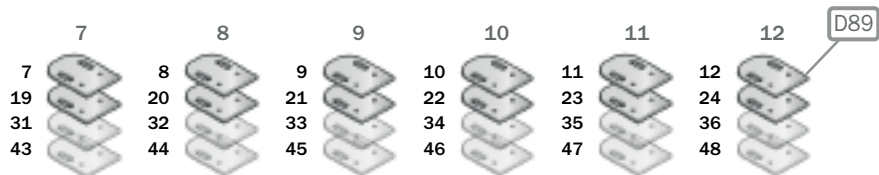
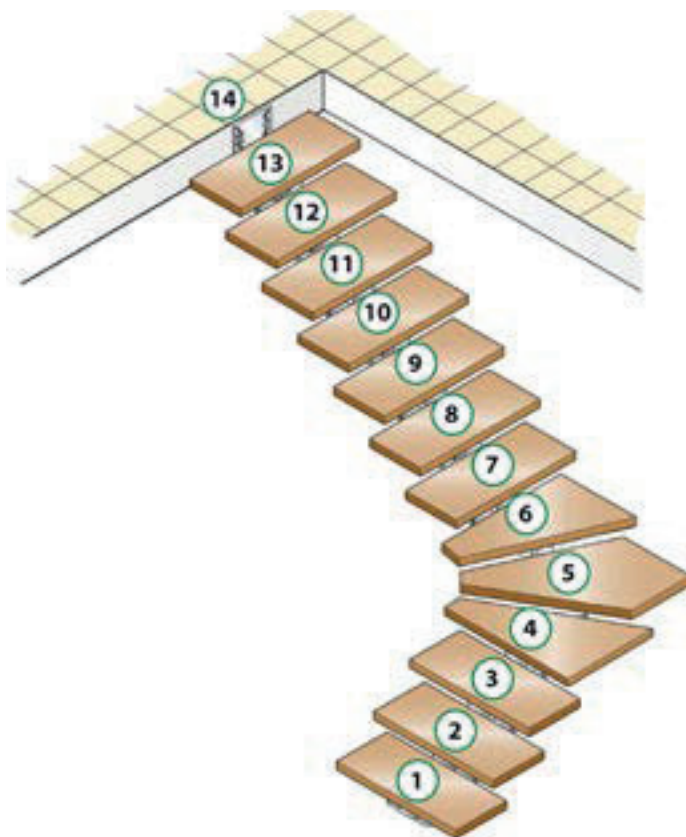


H cm	H inch	D89
260	102 3/8"	0
261	102 3/4"	2
262	103 1/8"	4
263	103 3/8"	6
264	103 7/8"	7
265	104 1/8"	9
266	104 3/4"	11
267	105 1/8"	13
268	105 1/2"	15
269	105 7/8"	17
270	106 3/8"	19
271	106 7/8"	20
272	107 1/8"	22
273	107 1/2"	24
274	107 7/8"	26
275	108 1/4"	28
276	108 11/16"	30
277	109 1/8"	31
278	109 7/8"	33
279	109 3/4"	35
280	110 1/4"	37
281	110 5/8"	39
282	111 "	41
283	111 7/8"	43
284	111 3/4"	44
285	112 3/8"	46
286	112 5/8"	48

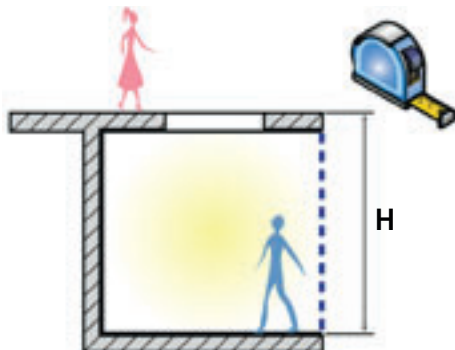


H = 276 ➤ D89 = 30
H = 108 11/16" ➤ D89 = 30

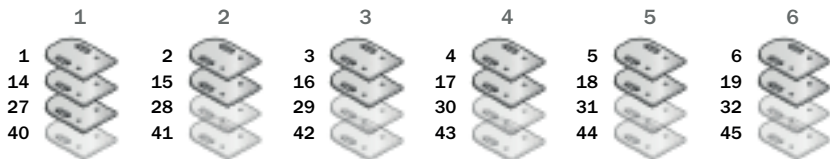


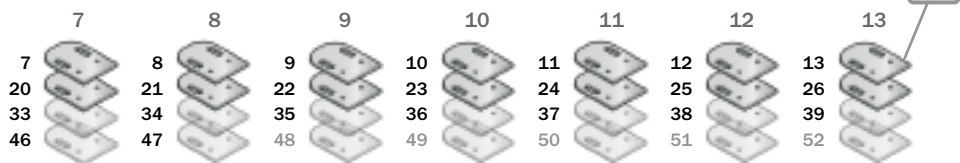
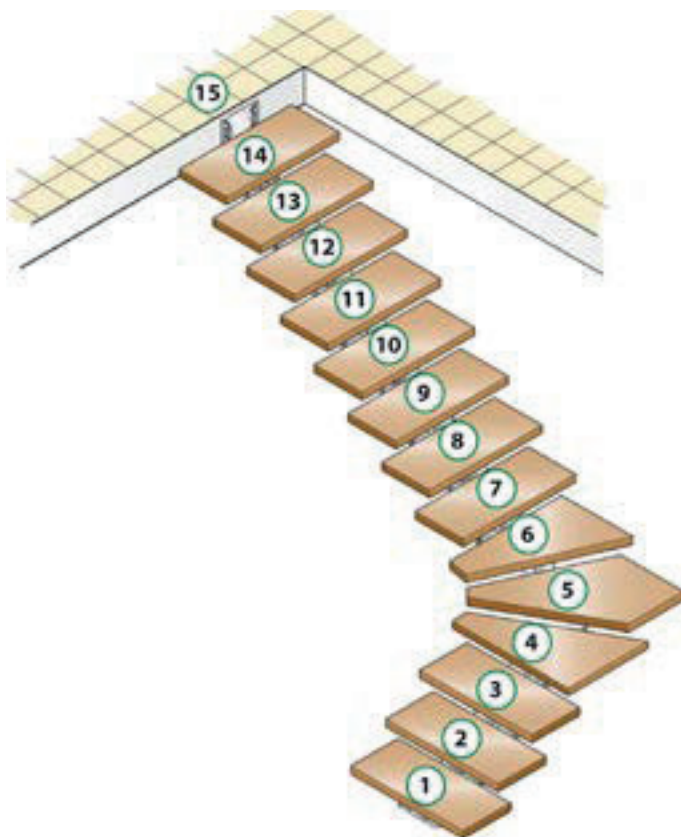


H cm	H inch	D89
278	109 ⁷ / ₁₆ "	0
279	109 ¹³ / ₁₆ "	1
280	110 ¹ / ₄ "	3
281	110 ⁵ / ₈ "	4
282	111 "	6
283	111 ⁷ / ₁₆ "	8
284	111 ¹³ / ₁₆ "	9
285	112 ³ / ₁₆ "	11
286	112 ⁵ / ₈ "	13
287	113 "	15
288	113 ³ / ₈ "	16
289	113 ³ / ₄ "	18
290	114 ³ / ₁₆ "	20
291	114 ⁵ / ₁₆ "	21
292	114 ¹⁵ / ₁₆ "	23
293	115 ³ / ₈ "	25
294	115 ³ / ₄ "	27
295	116 ¹ / ₈ "	28
296	116 ⁵ / ₁₆ "	30
297	116 ¹⁵ / ₁₆ "	32
298	117 ⁵ / ₁₆ "	33
299	117 ¹¹ / ₁₆ "	35
300	118 ¹ / ₈ "	37
301	118 ¹ / ₂ "	39
302	118 ⁷ / ₈ "	40
303	119 ⁵ / ₁₆ "	42
304	119 ¹¹ / ₁₆ "	44
305	120 ¹ / ₁₆ "	45
306	120 ¹ / ₂ "	47

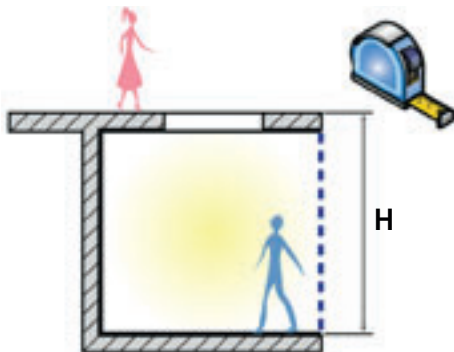


H = 294 ➤ D89 = 27
H = 115 ³/₄" ➤ D89 = 27

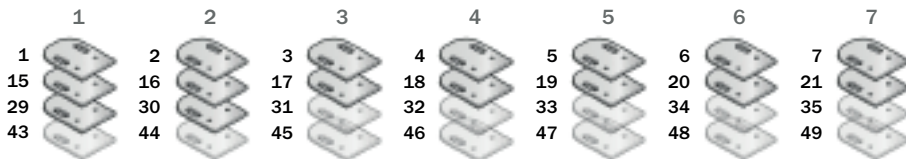


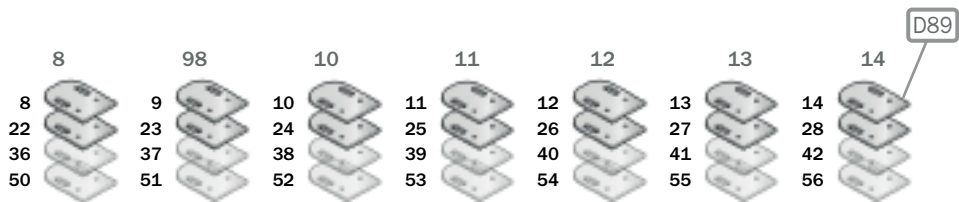
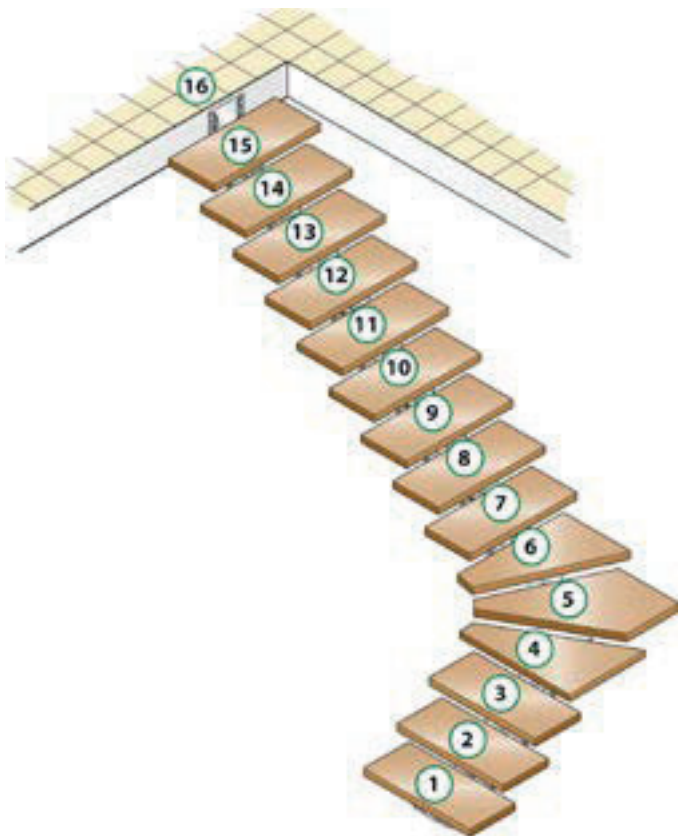


H cm	H inch	D89
297	116 ¹ / ₁₆ "	0
298	117 ⁵ / ₁₆ "	2
299	117 ¹ / ₁₆ "	4
300	118 ¹ / ₈ "	6
301	118 ¹ / ₂ "	8
302	118 ³ / ₈ "	9
303	119 ⁵ / ₁₆ "	11
304	119 ¹ / ₁₆ "	13
305	120 ¹ / ₁₆ "	15
306	120 ¹ / ₂ "	17
307	120 ³ / ₈ "	19
308	121 ¹ / ₄ "	21
309	121 ³ / ₈ "	22
310	122 ¹ / ₁₆ "	24
311	122 ³ / ₁₆ "	26
312	122 ¹ / ₄ "	28
313	123 ¹ / ₄ "	30
314	123 ³ / ₈ "	32
315	124 "	34
316	124 ³ / ₁₆ "	36
317	124 ¹ / ₁₆ "	37
318	125 ³ / ₁₆ "	39
319	125 ⁵ / ₁₆ "	41
320	126 "	43
321	126 ³ / ₈ "	45
322	126 ³ / ₄ "	47
323	127 ³ / ₁₆ "	49
324	127 ⁵ / ₁₆ "	50
325	127 ¹ / ₁₆ "	52
326	128 ³ / ₈ "	54
327	128 ³ / ₄ "	56

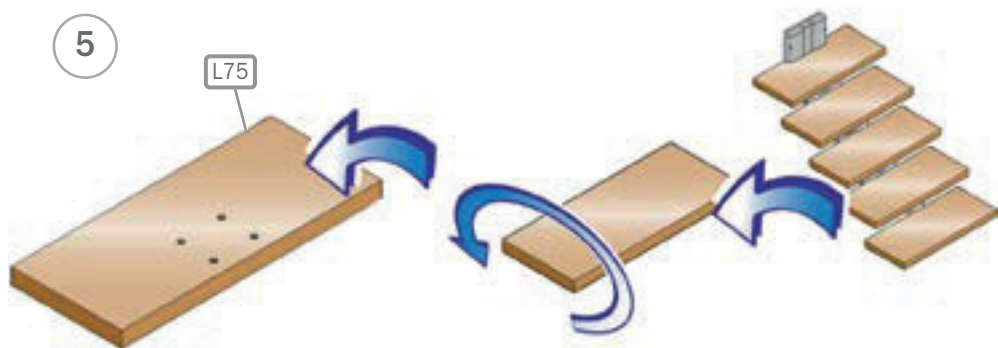
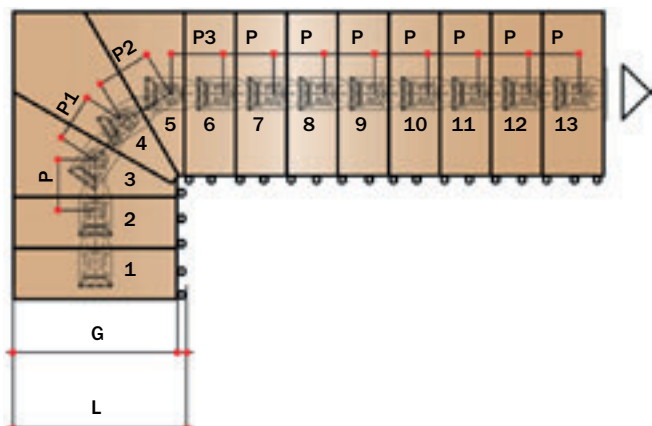


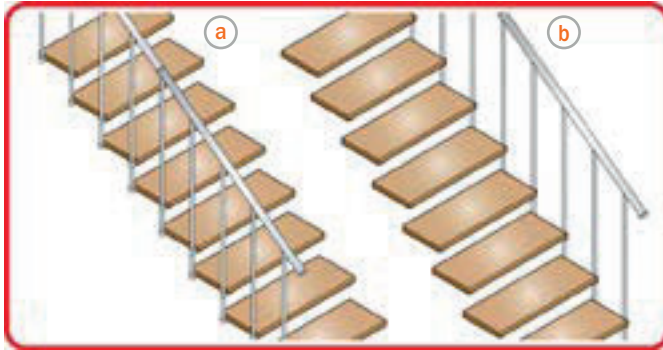
H = 313 ➤ D89 = 30
H = 123 ¹/₄" ➤ D89 = 30



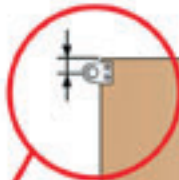
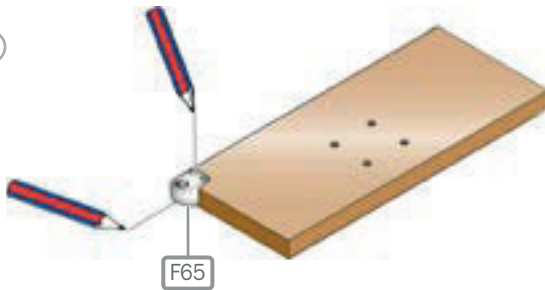


	cm	inch	cm	inch
L	75	(29 1/2")	85	(33 3/8")
G	70	(27 5/16")	80	(31 1/2")
P	22,5 ÷ 25	(8 27/32") ÷ (9 27/32")	22,5 ÷ 25	(8 27/32") ÷ (9 27/32")
P3	22,5	(8 27/32")	25	(9 27/32")
P2	22,5	(8 27/32")	25	(9 27/32")
P1	22,5	(8 27/32")	25	(9 27/32")

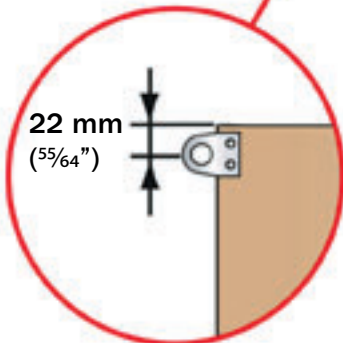


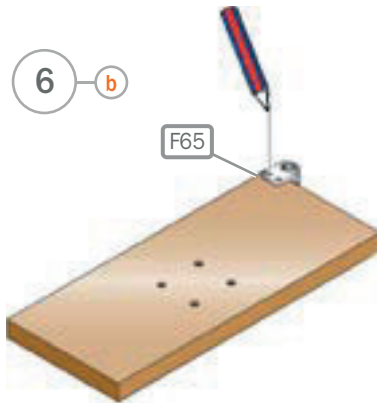


6 a

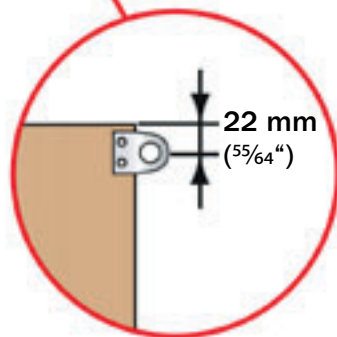


120 mm
(4 ²³/₃₂")

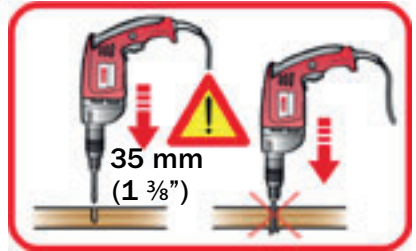
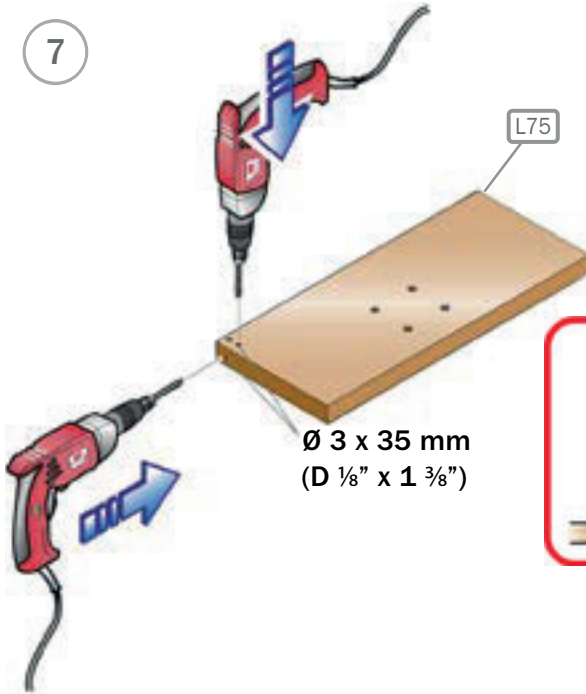




120 mm
(4 ²³/₃₂")



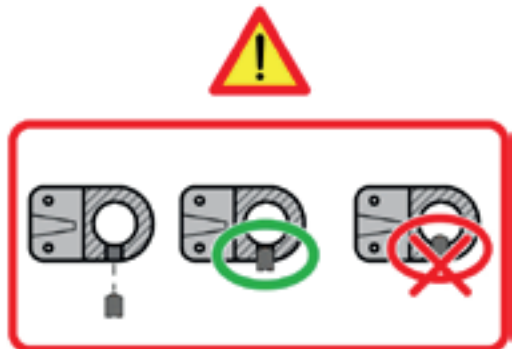

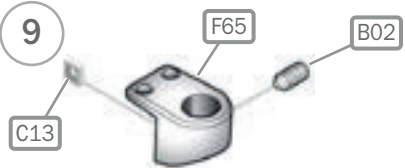
7

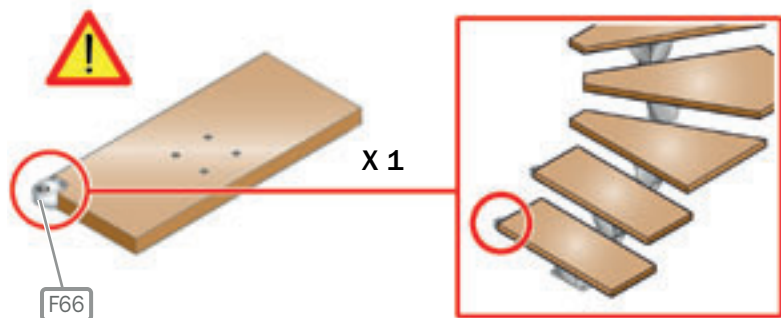


8

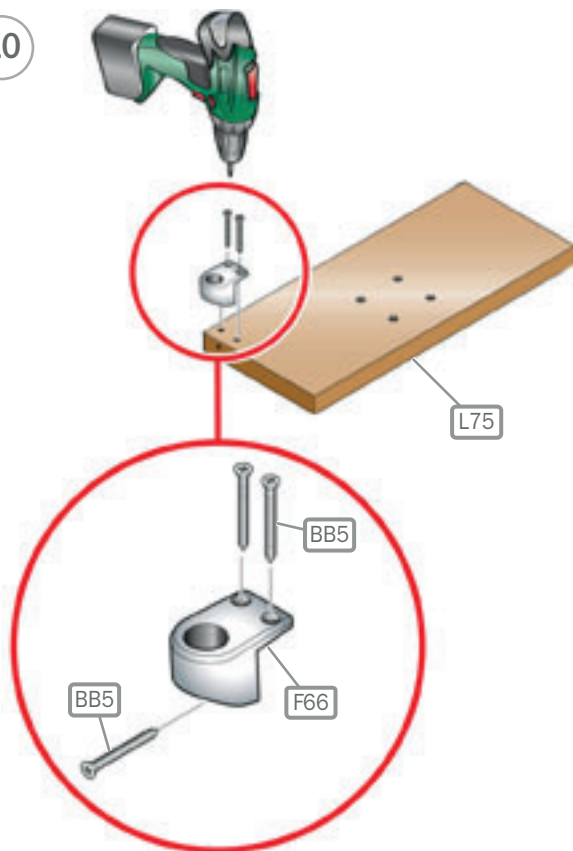


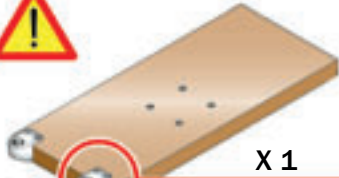
9





10



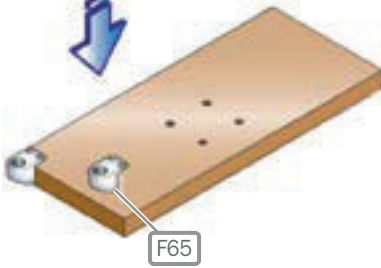


X 1

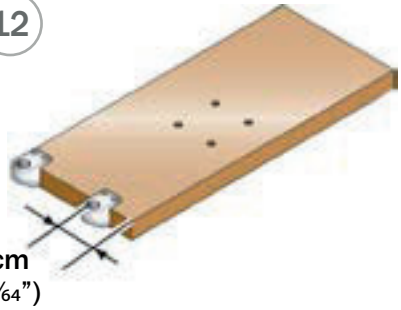
F65



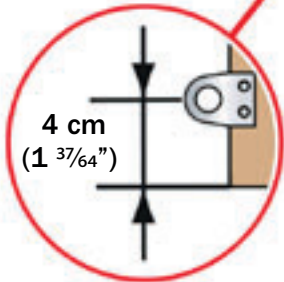
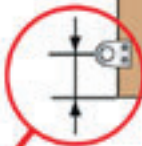
11



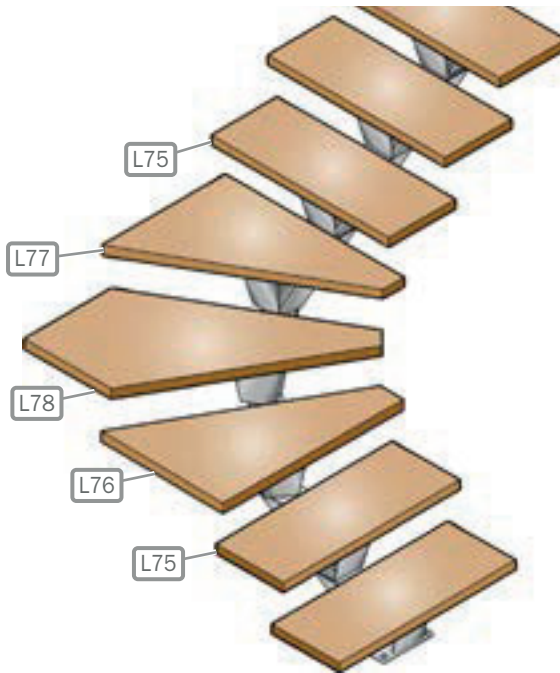
12

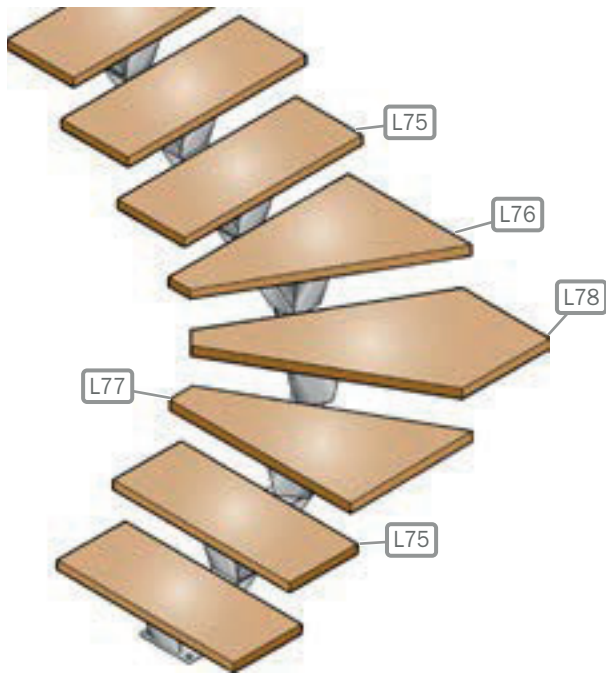


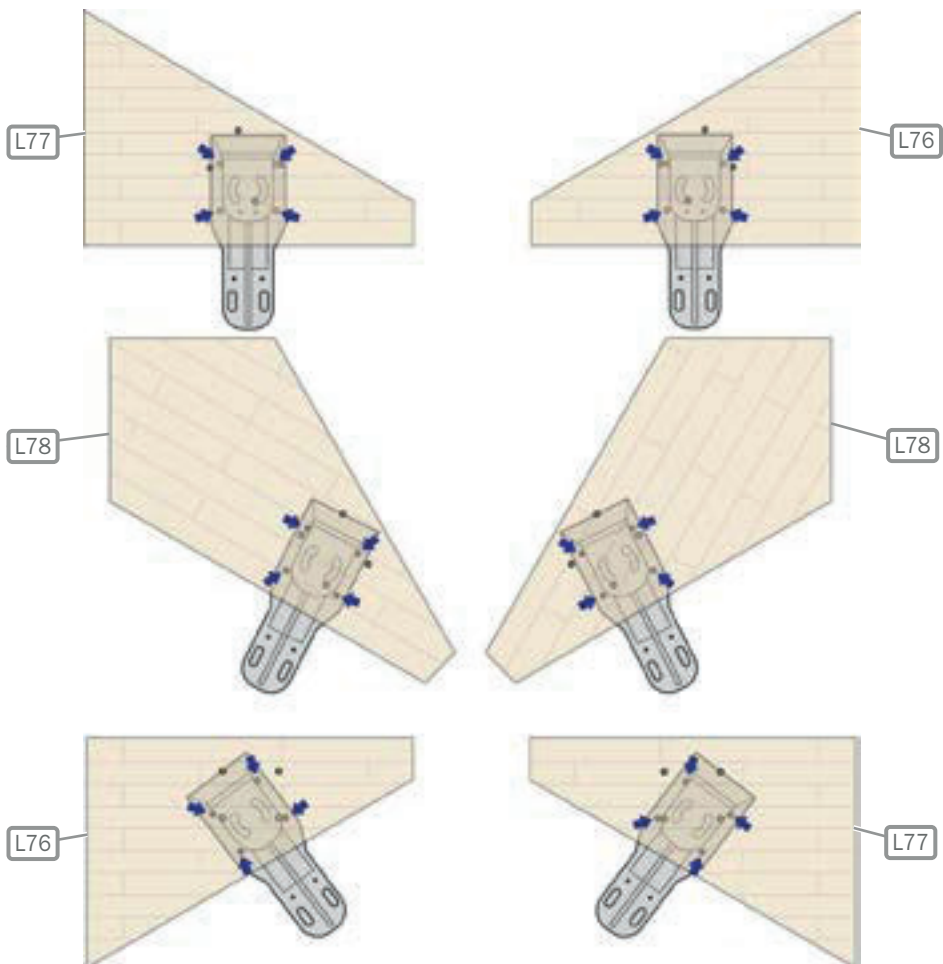
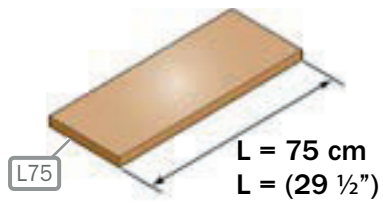
4 cm
(1 37/64")

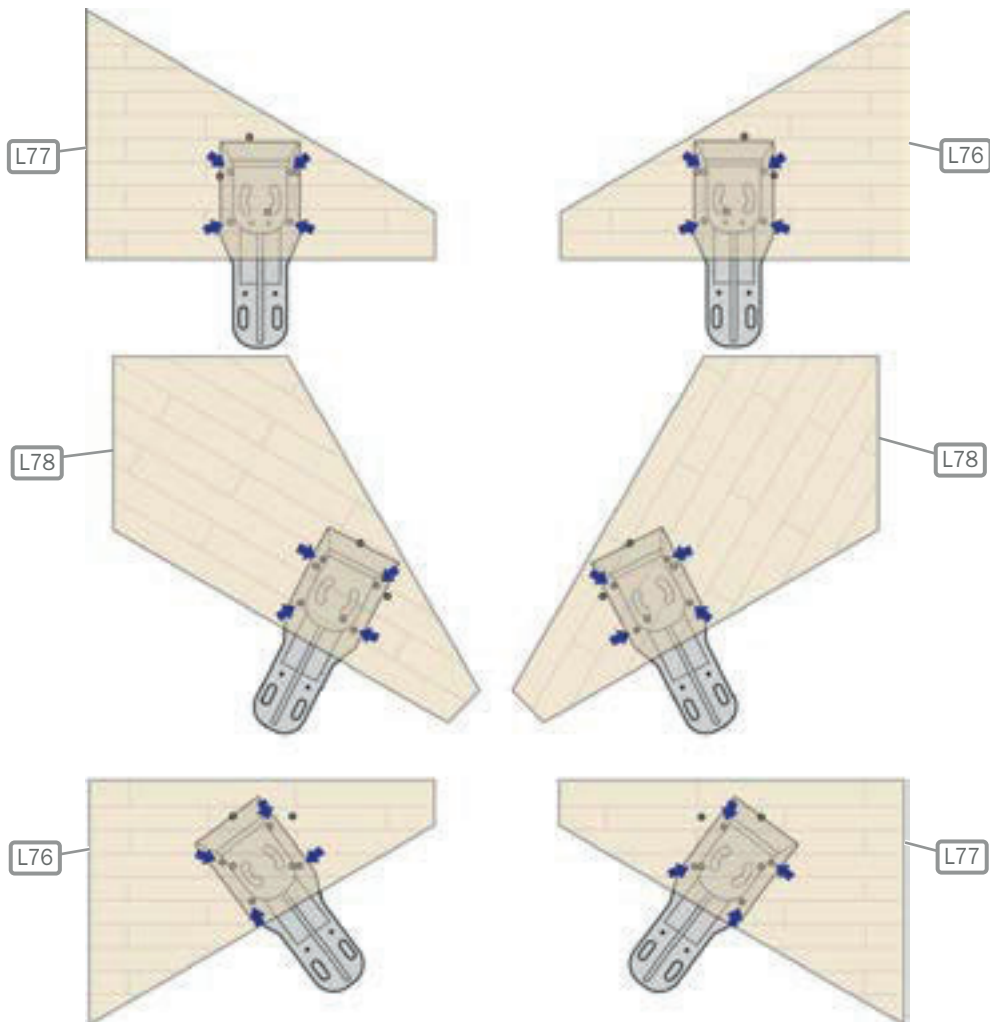
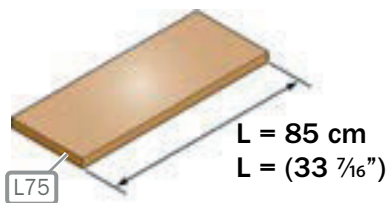


4 cm
(1 37/64")

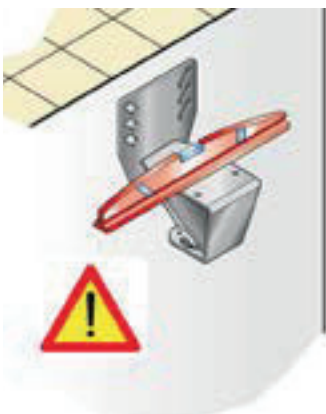






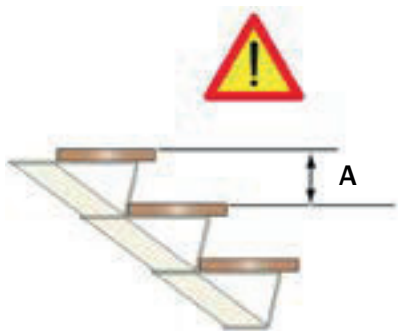
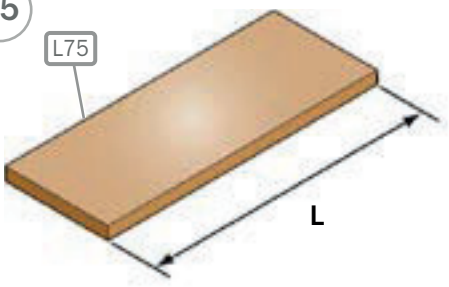


13

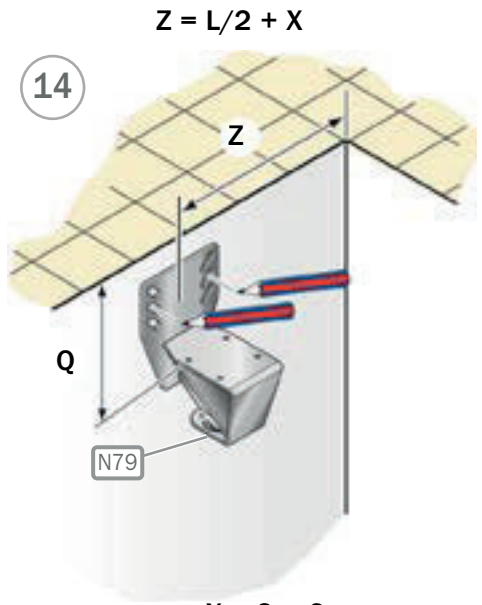


$Q = A + 4,2 \text{ cm}$
 $Q = A + (1 \frac{25}{64} \text{''})$

15

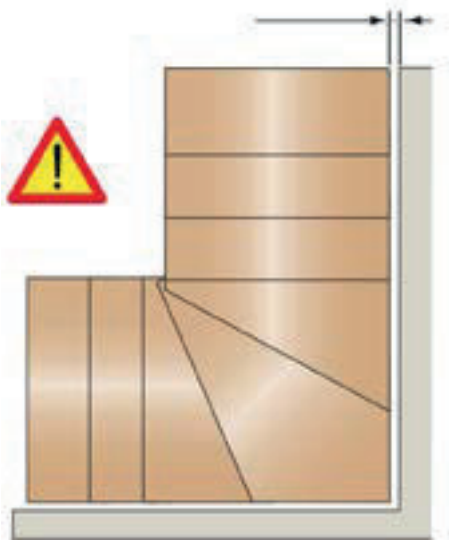


14

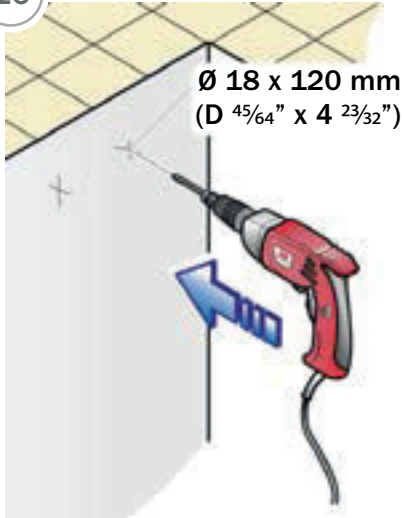


$Z = L/2 + X$

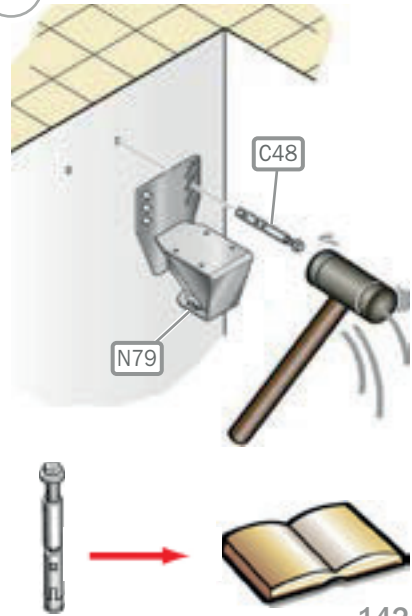
$X = 2 \div 6 \text{ cm}$
 $X = (25/32 \text{''}) \div (2 \frac{3}{8} \text{''})$



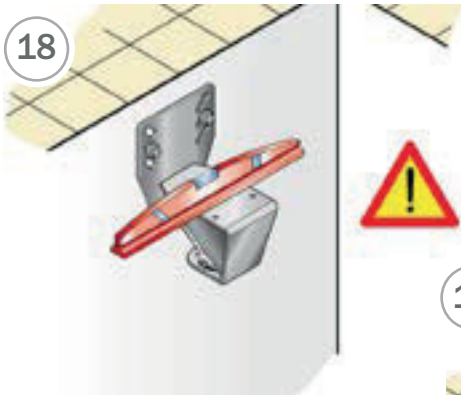
16



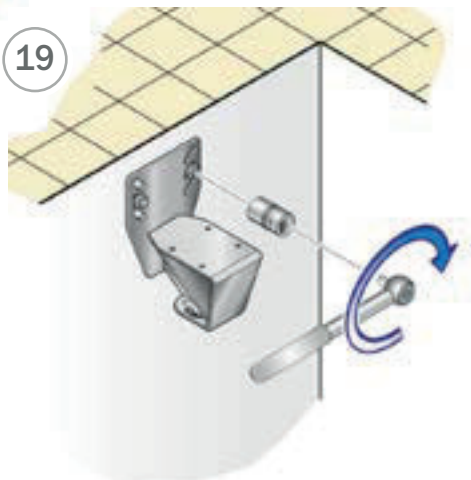
17

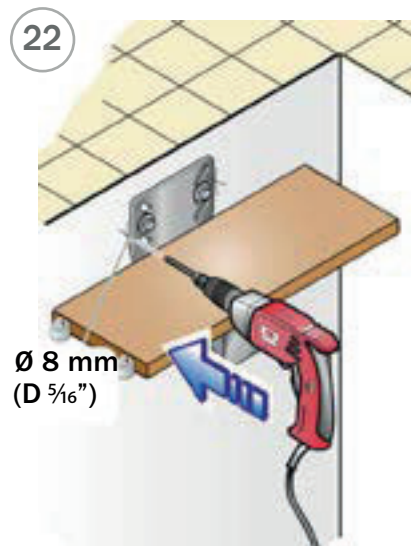
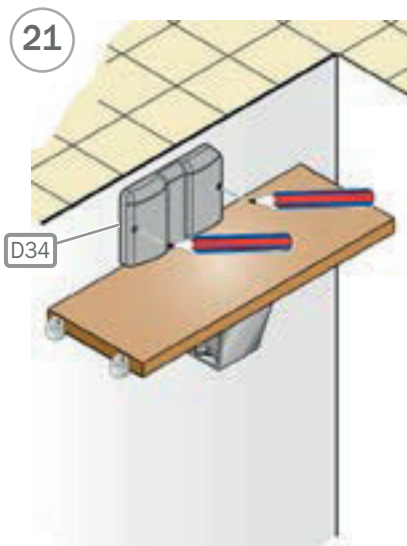

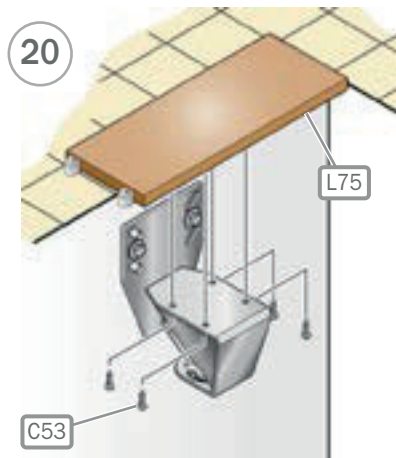


18

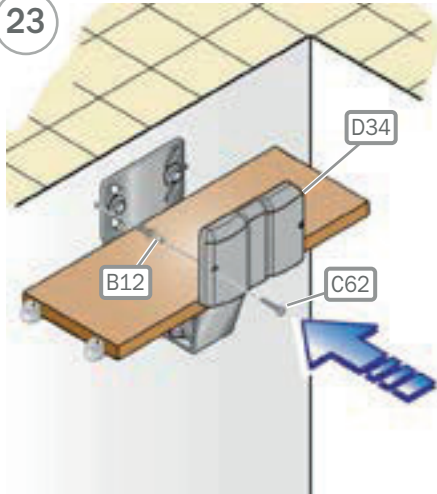


19

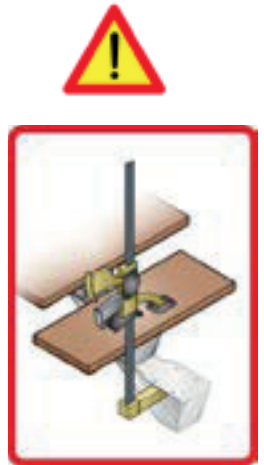
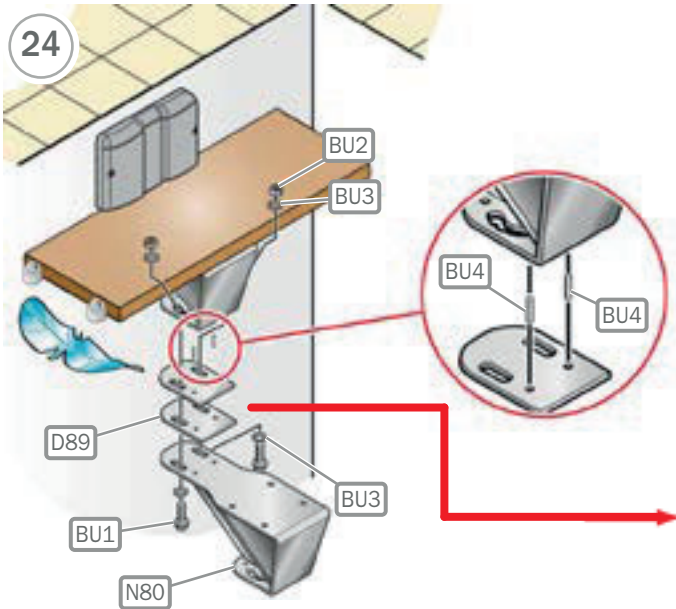




23

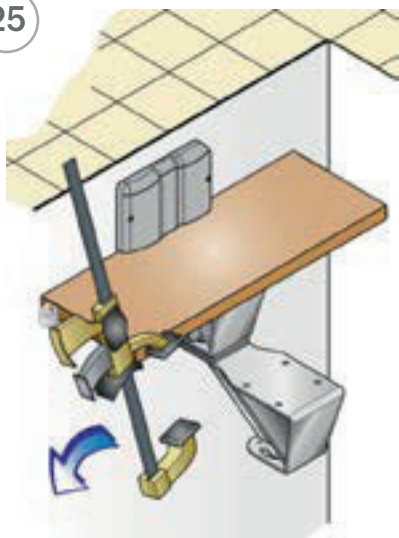


24

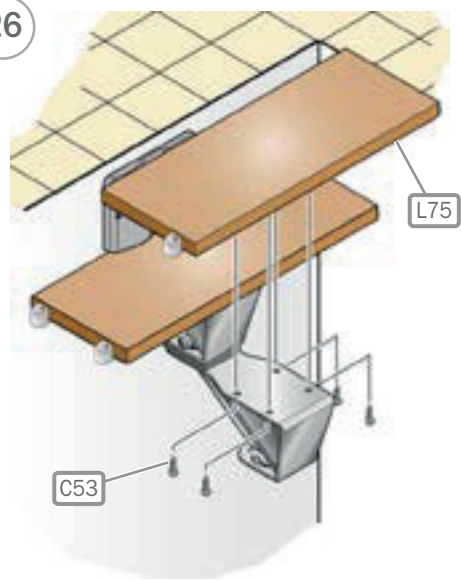


18-19

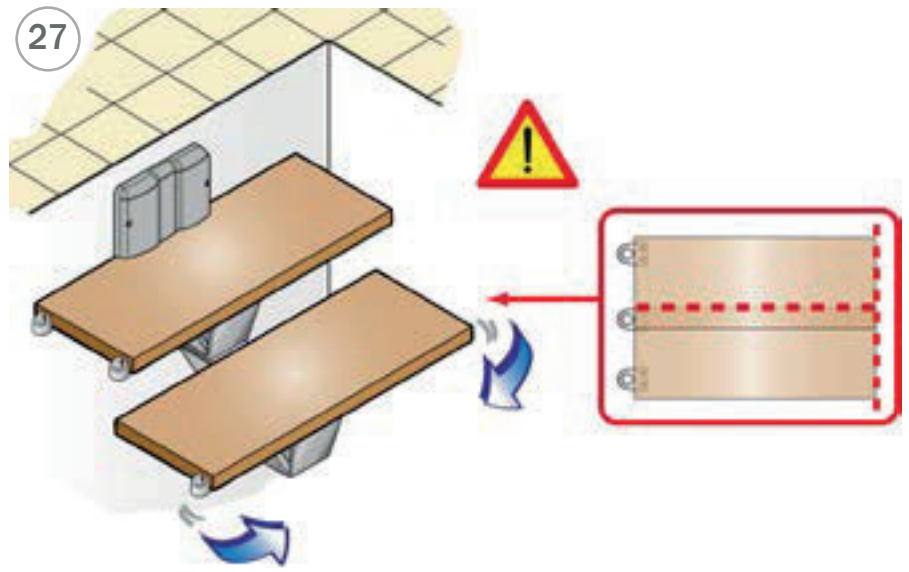
25

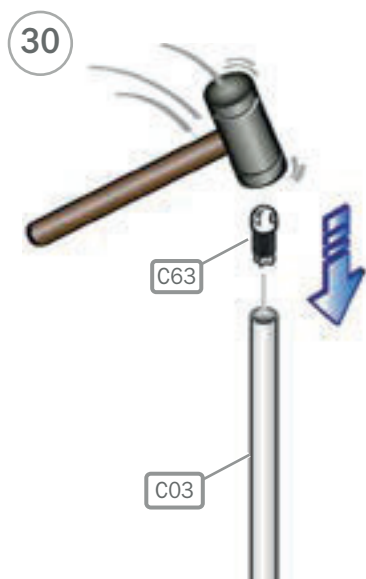
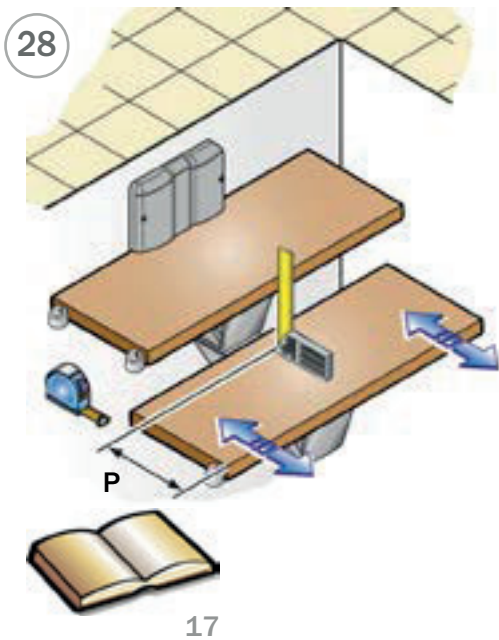


26

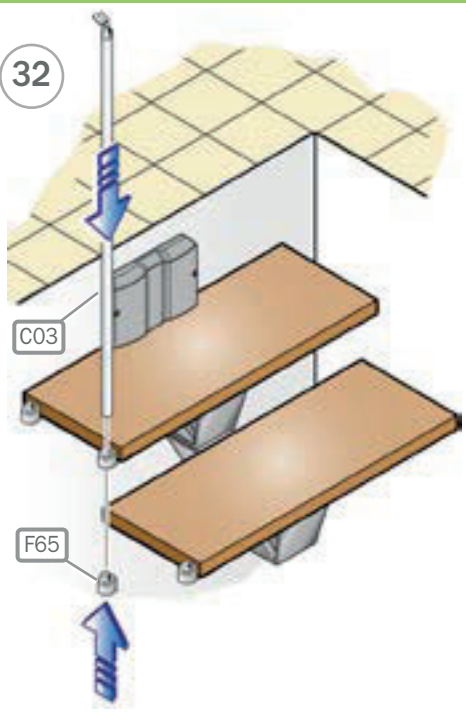


27

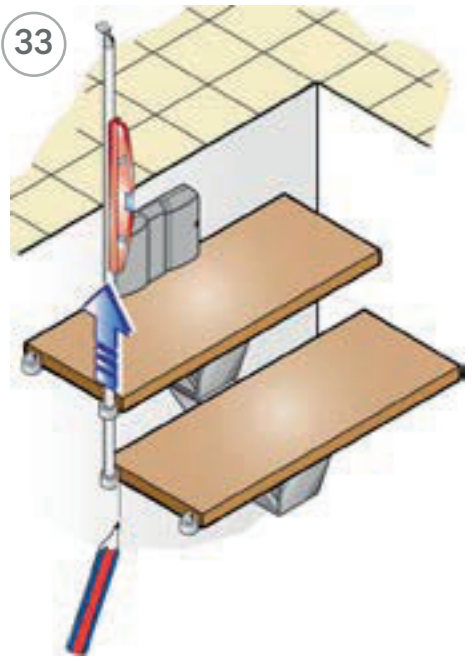




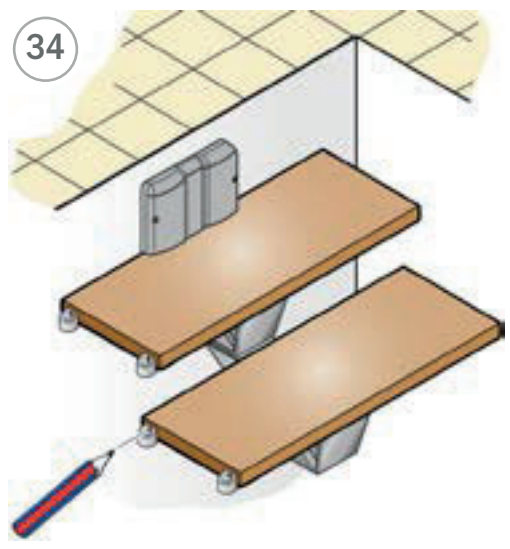
32



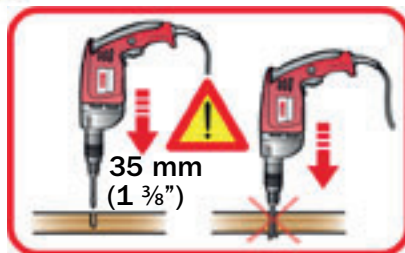
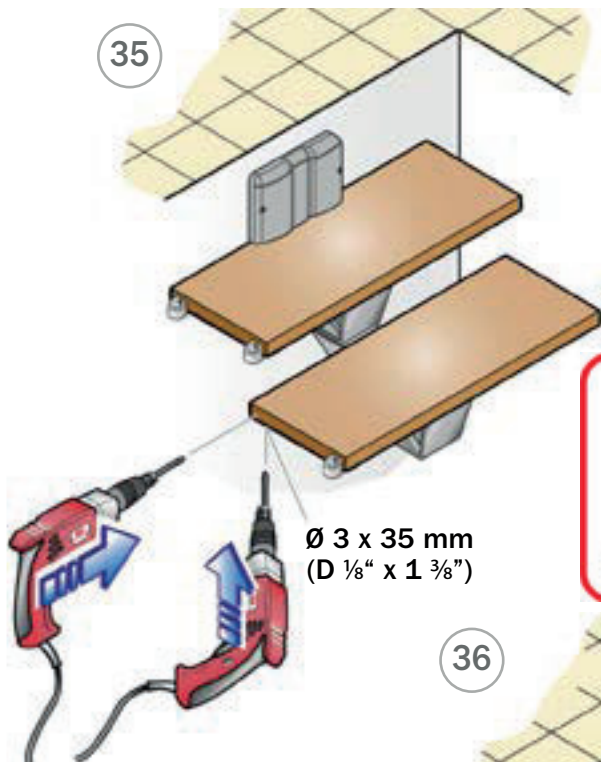
33



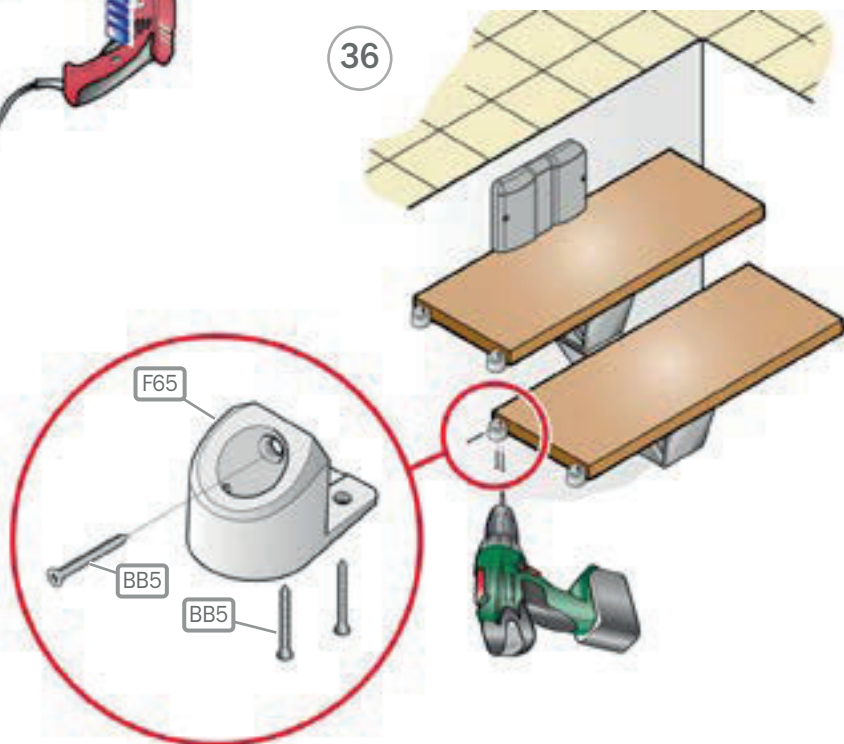
34



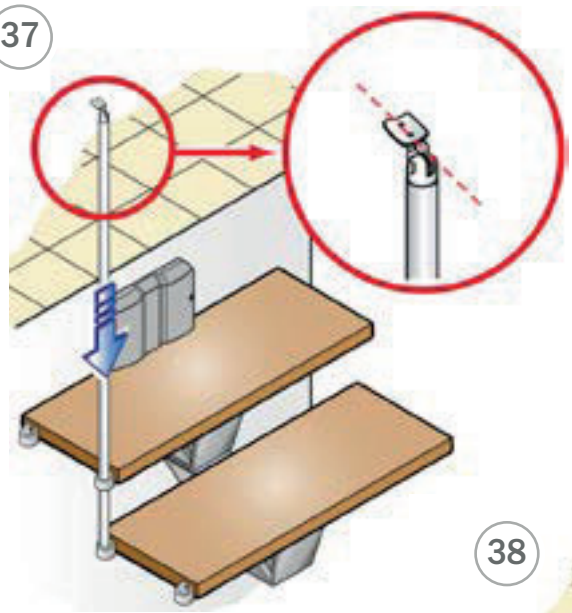
35



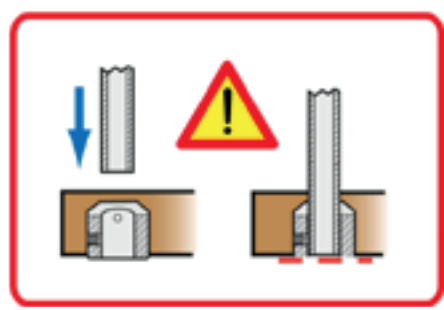
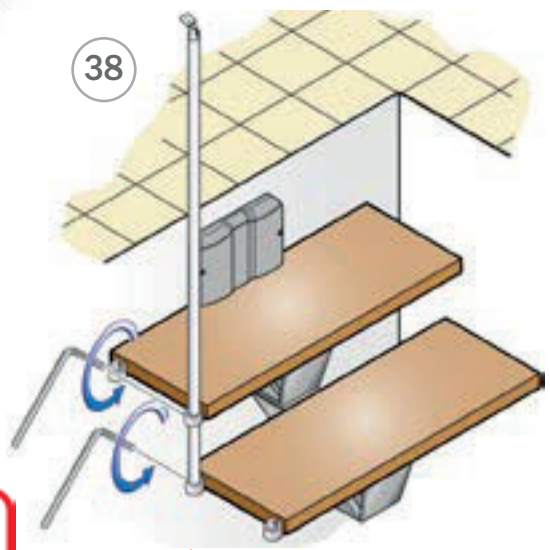
36



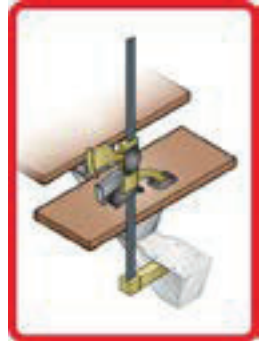
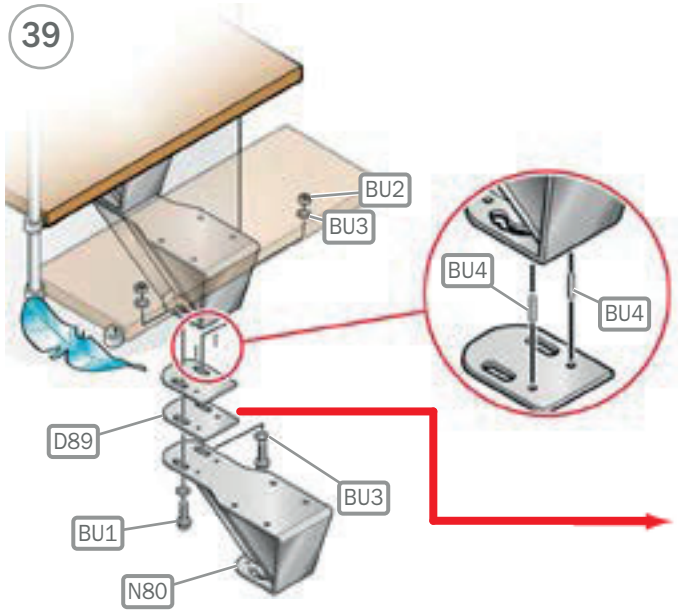
37



38



39

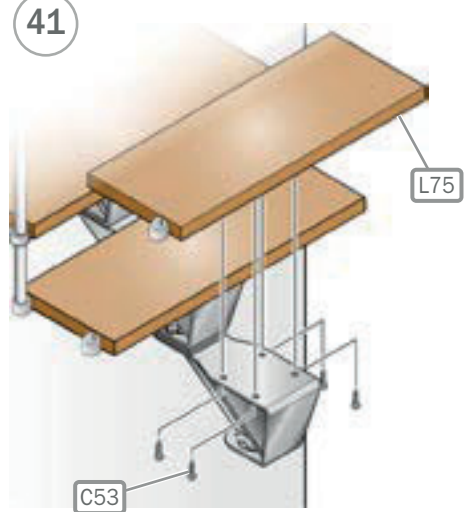


18-19

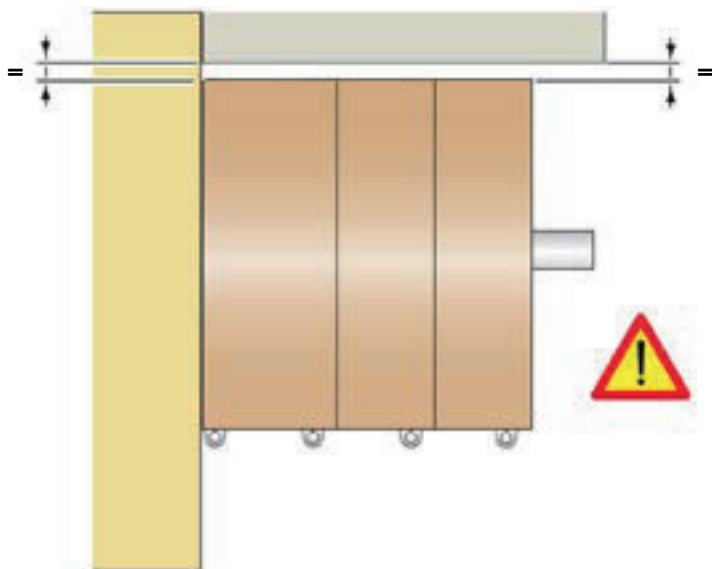
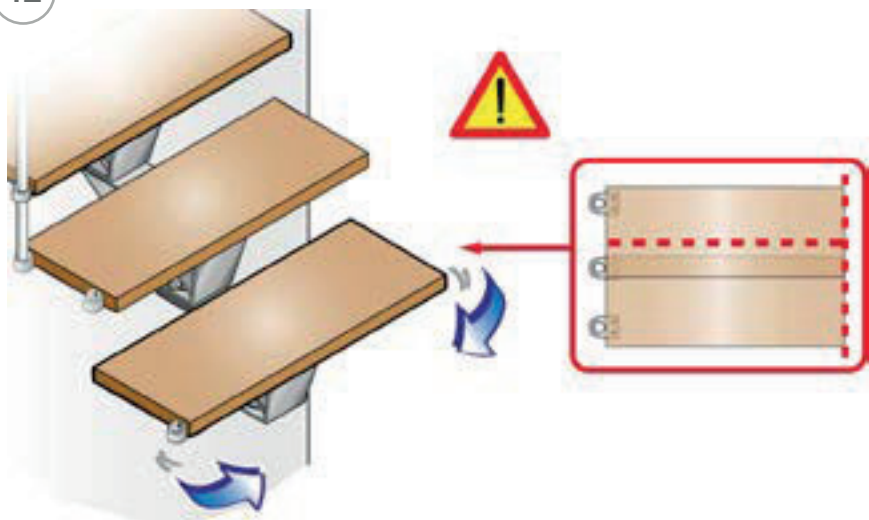
40



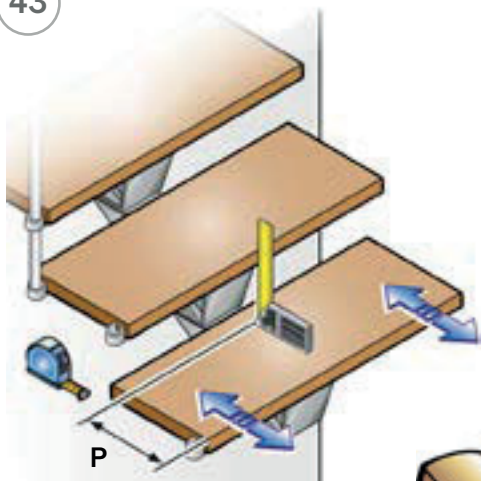
41



42

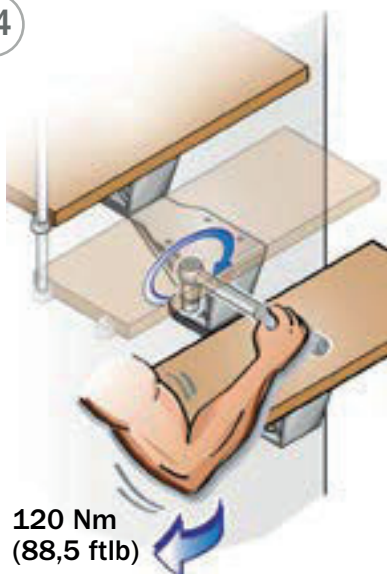


43



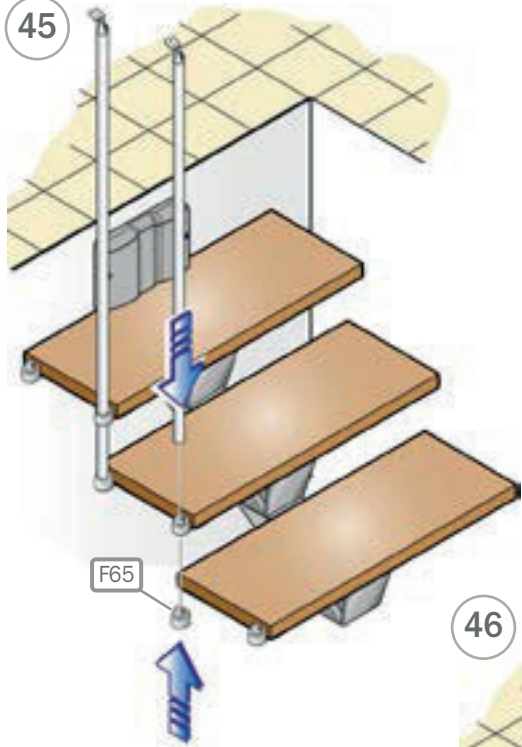
17

44

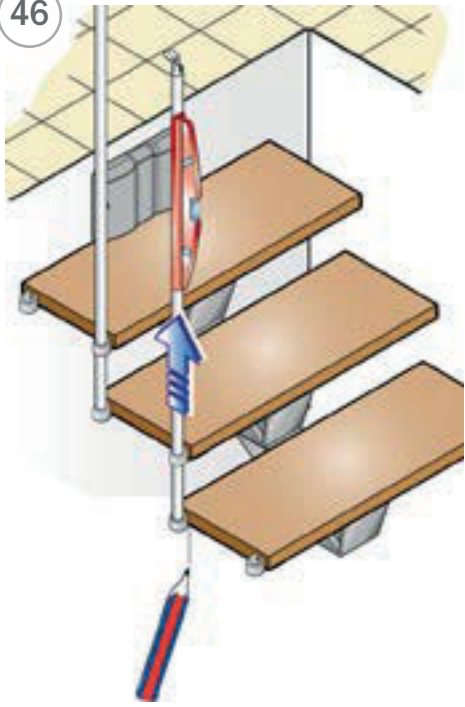


120 Nm
(88,5 ftlb)

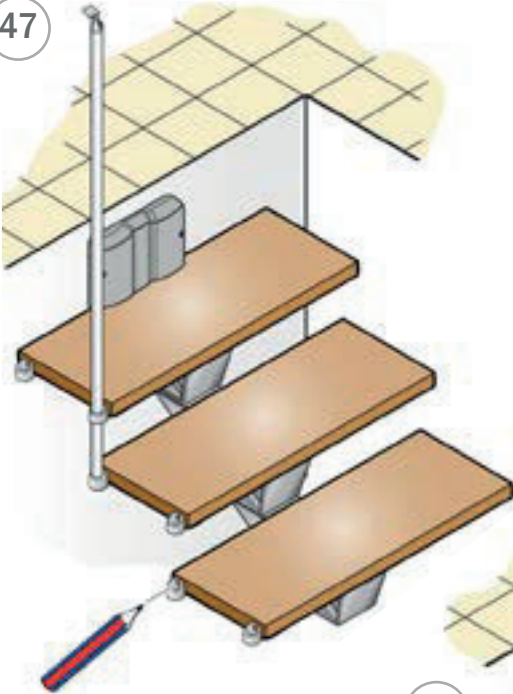
45



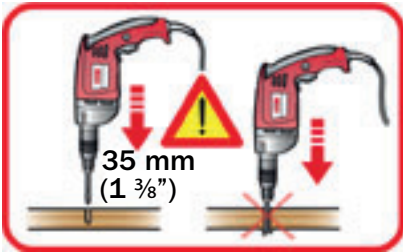
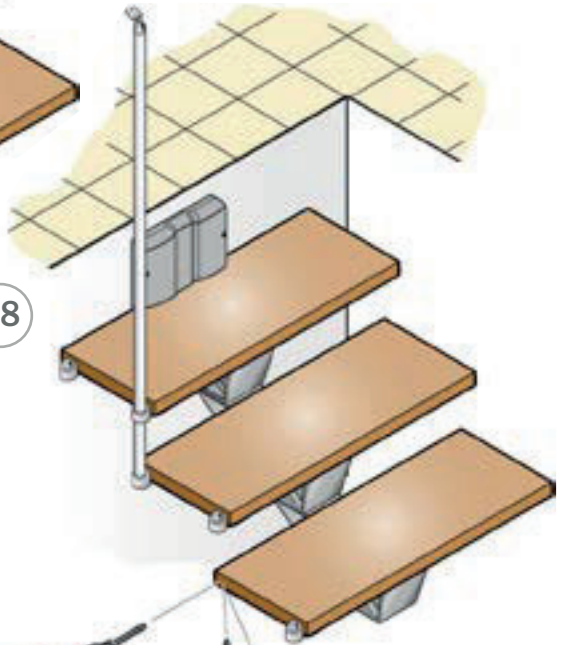
46



47

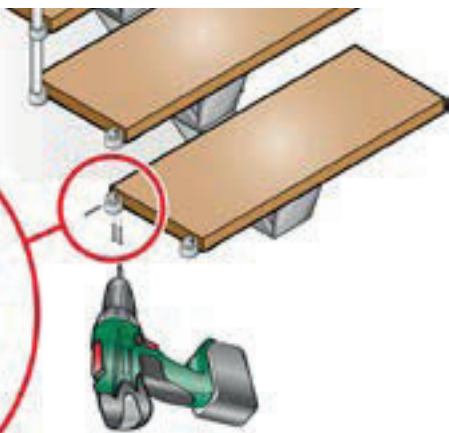
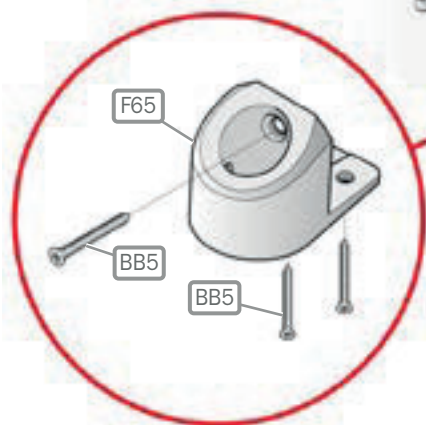


48

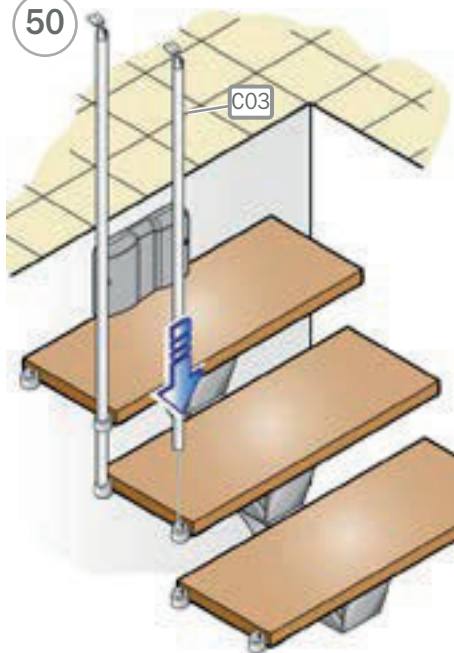


Ø 3 x 35 mm
(D 1/8" x 1 3/8")

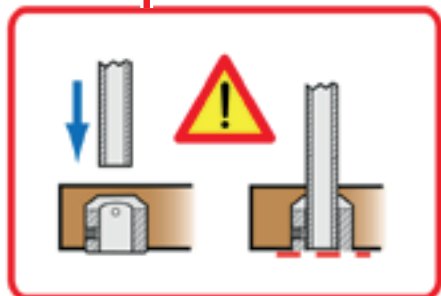
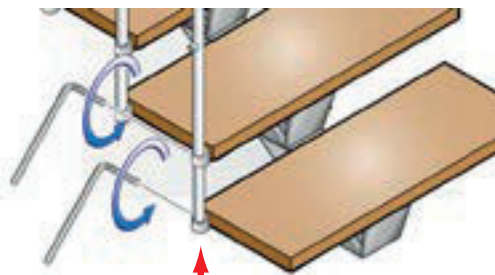
49

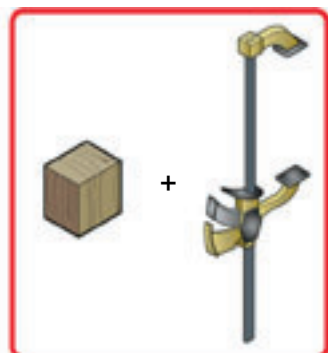



50

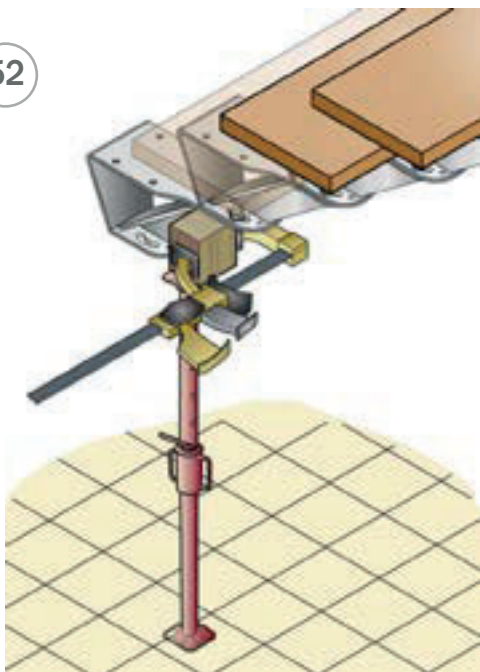


51





52

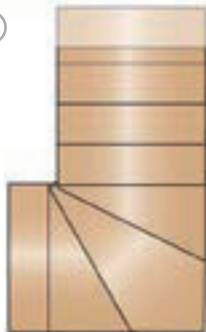


I




98

L

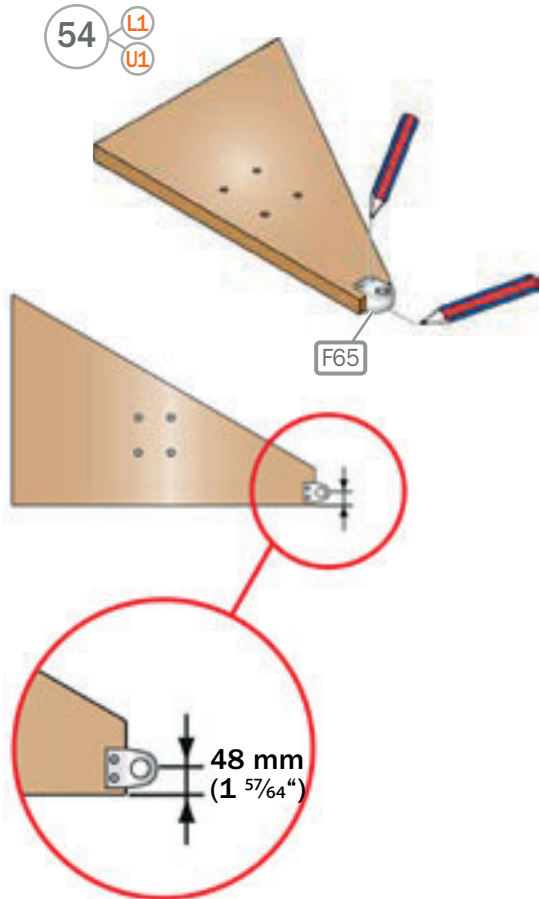
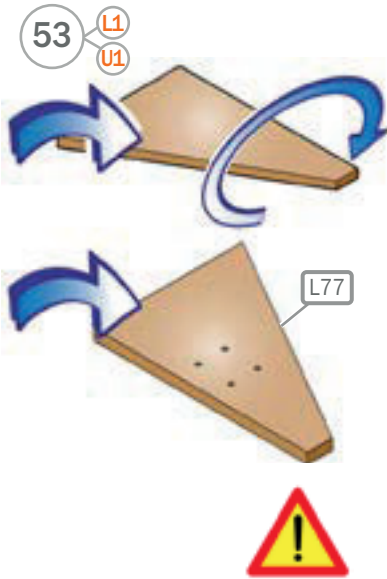
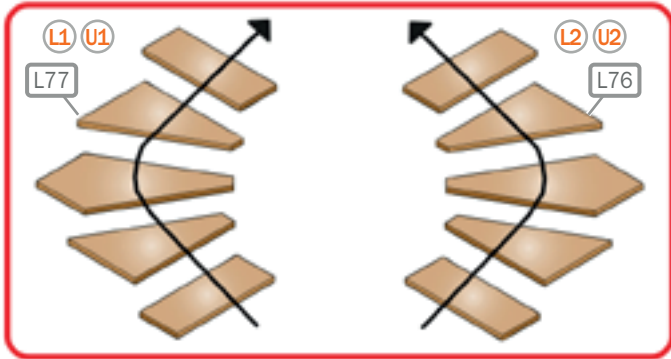


61-80

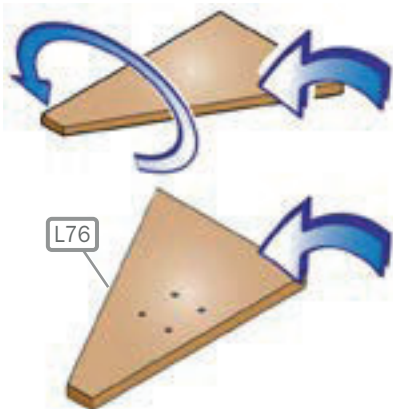
U



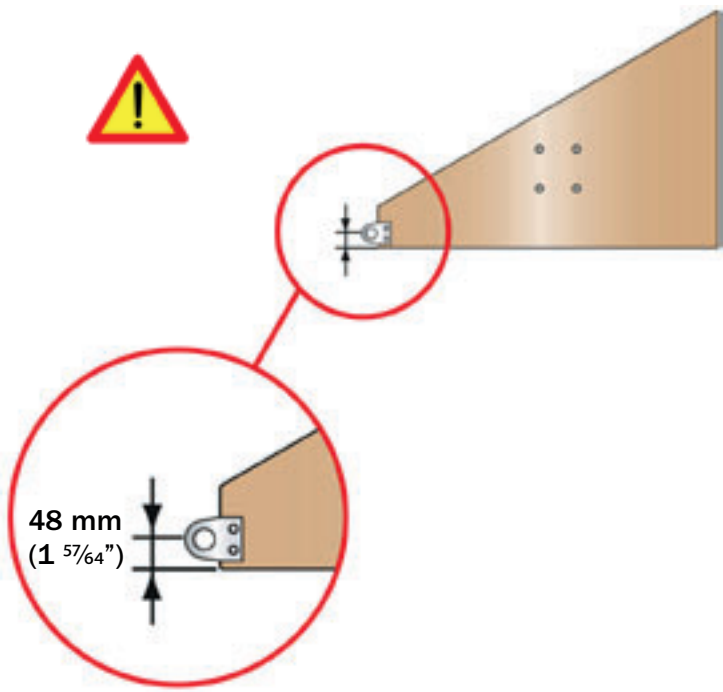
61-97



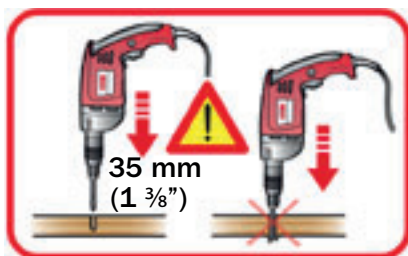
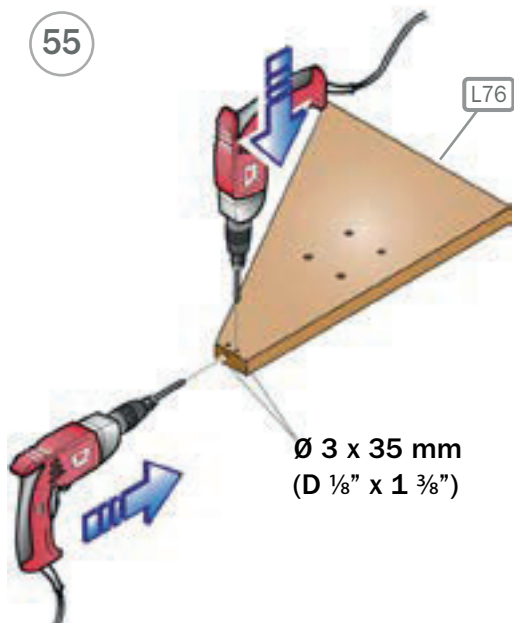
53 L2
U2



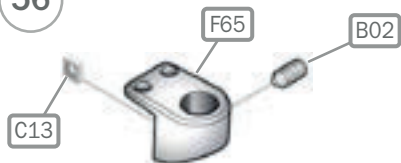
54 L2
U2



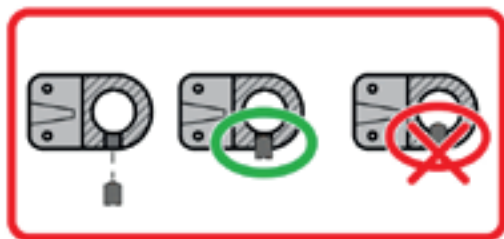

55

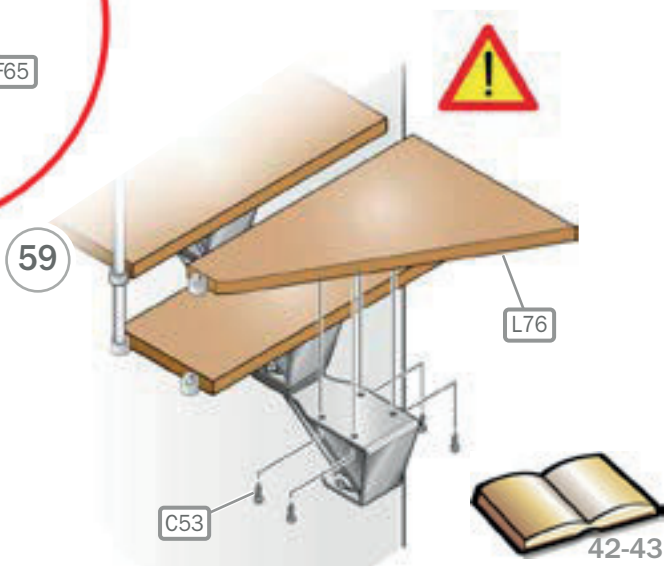
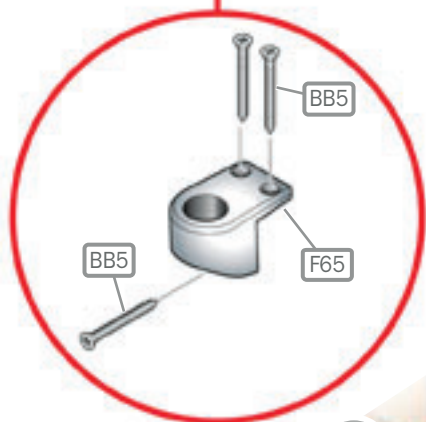
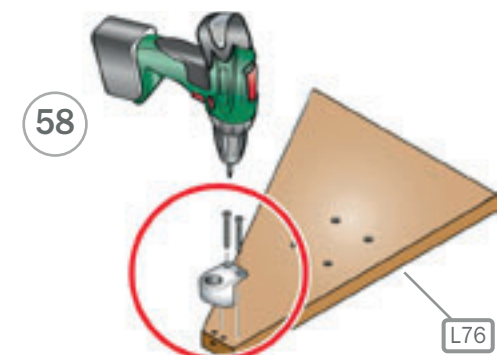


56

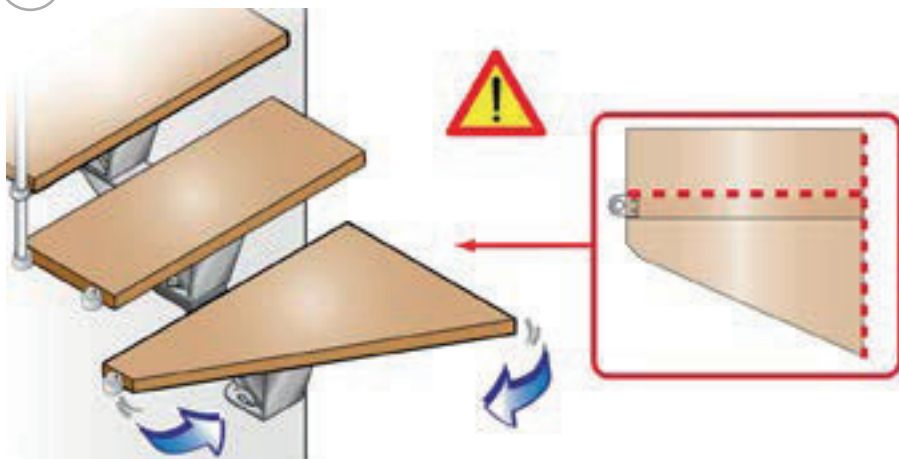


57

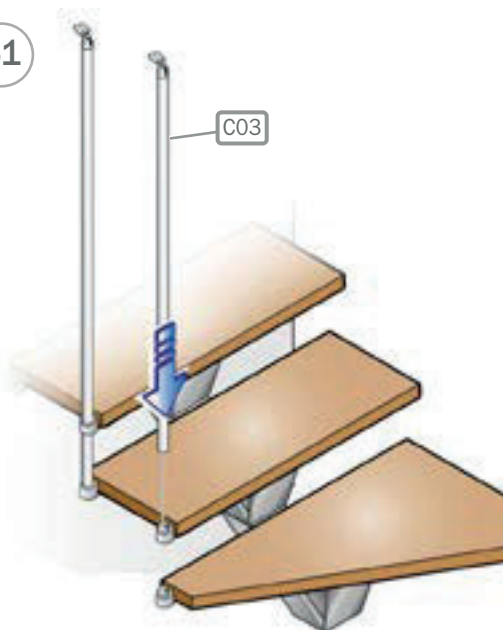




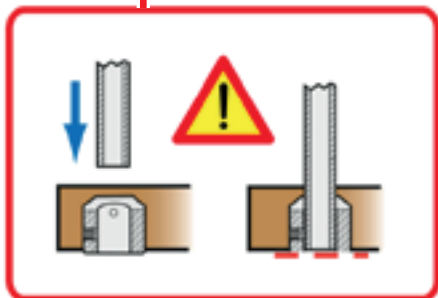
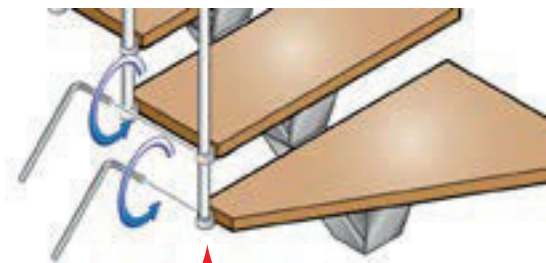
60



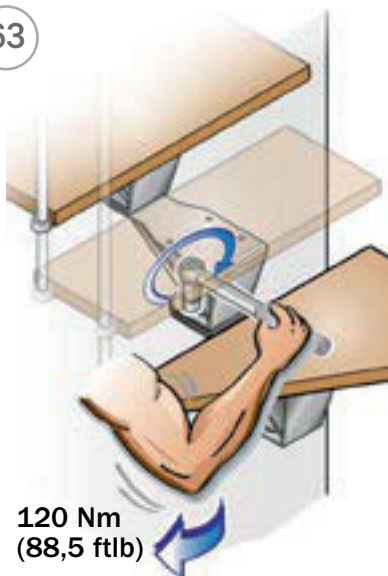
61



62

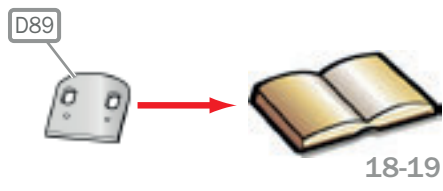
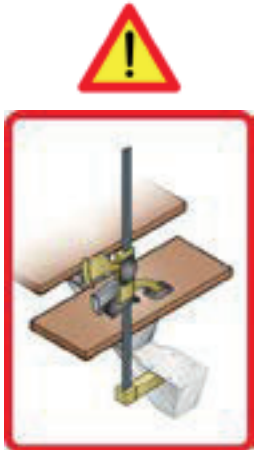
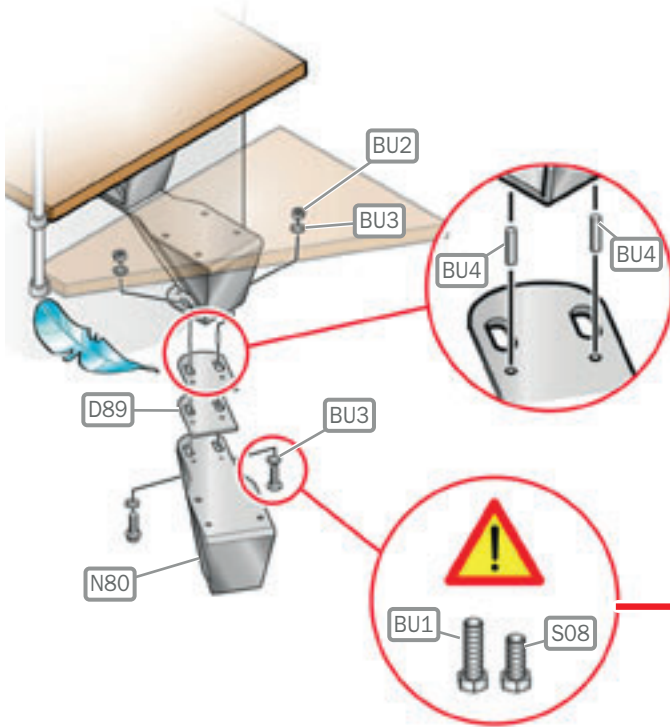


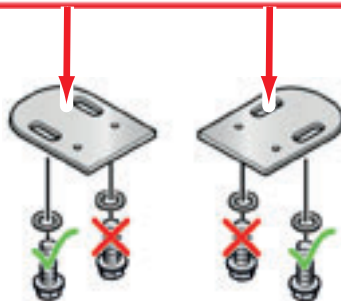
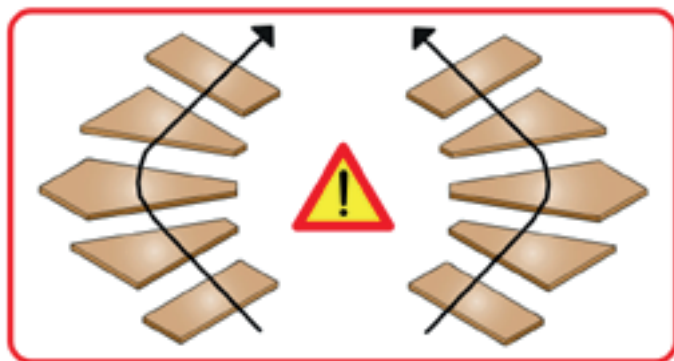
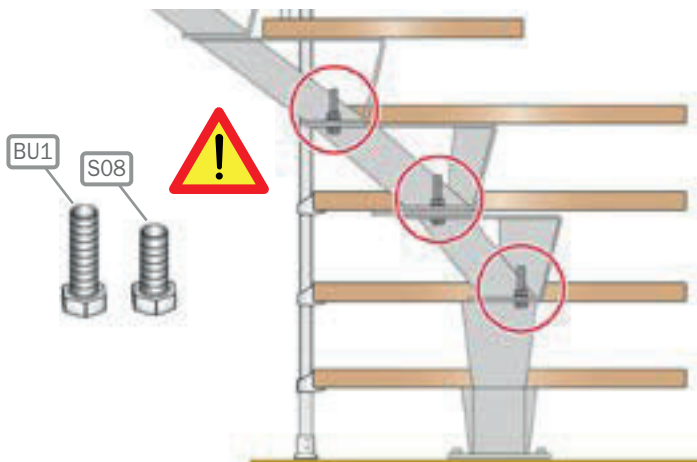
63



120 Nm
(88,5 ftlb)

64





D89

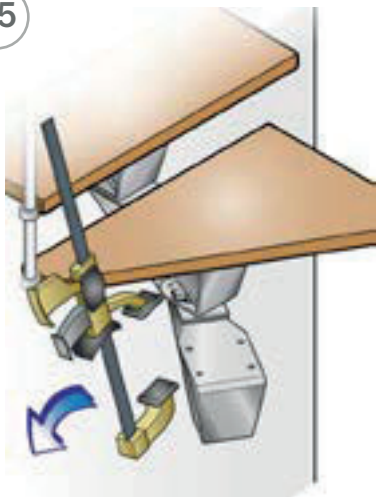


- x 0 ▶ S08 ▶ L = 40 mm L = (1 37/64")
- x 1 ▶ S08 ▶ L = 40 mm L = (1 37/64")
- x 2 ▶ S08 ▶ L = 40 mm L = (1 37/64")
- x 3 ▶ BU1 ▶ L = 55 mm L = (2 5/32")
- x 4 ▶ BU1 ▶ L = 55 mm L = (2 5/32")

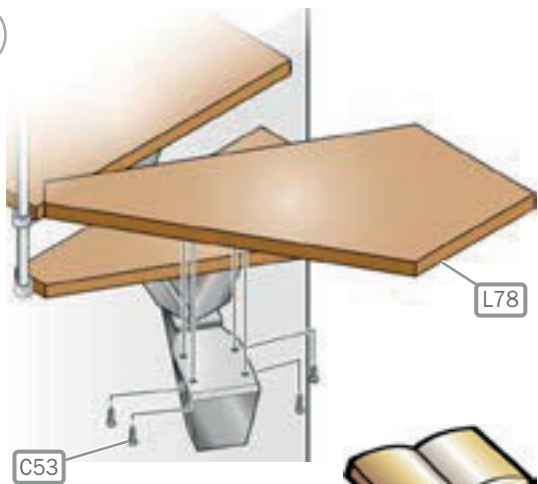


18-19

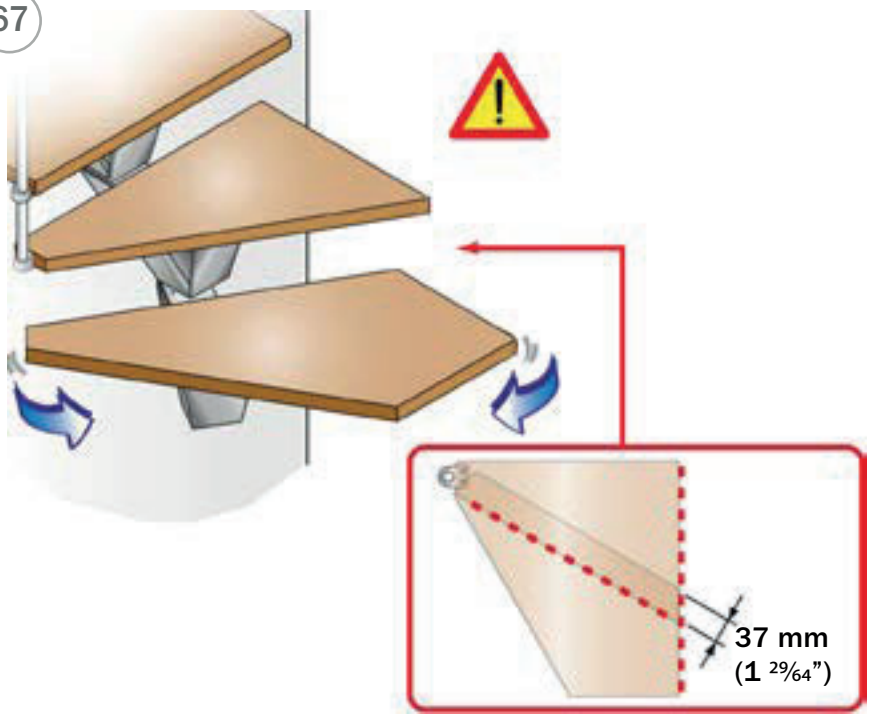
65



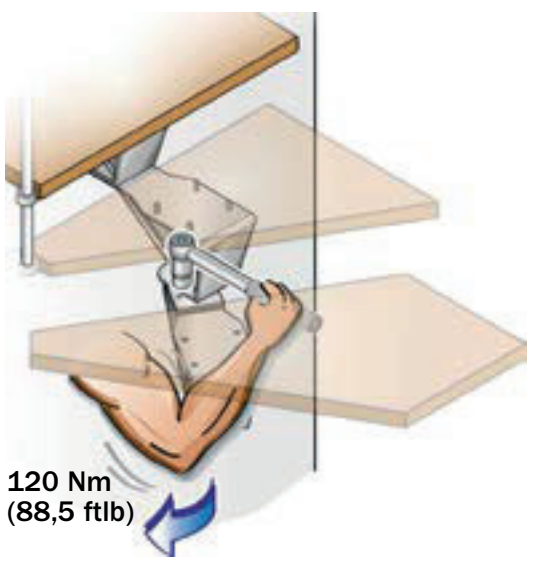
66

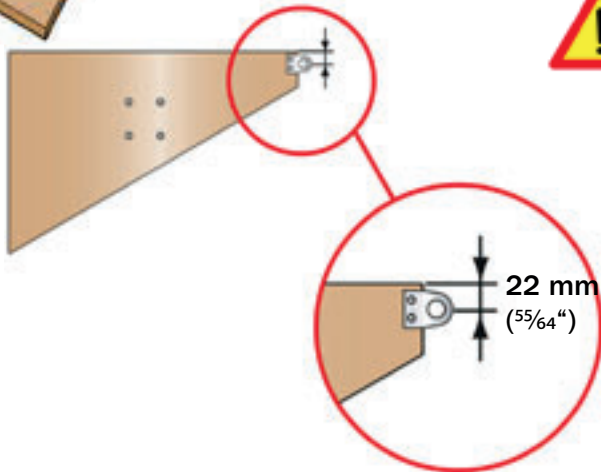
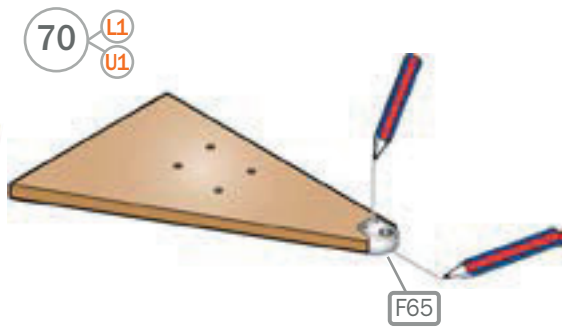
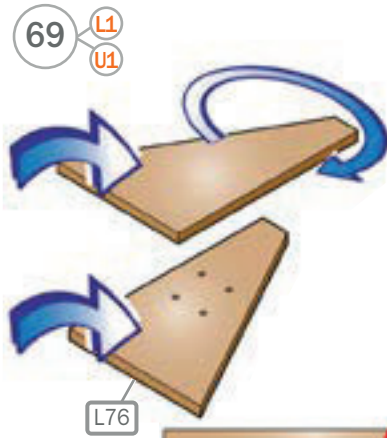
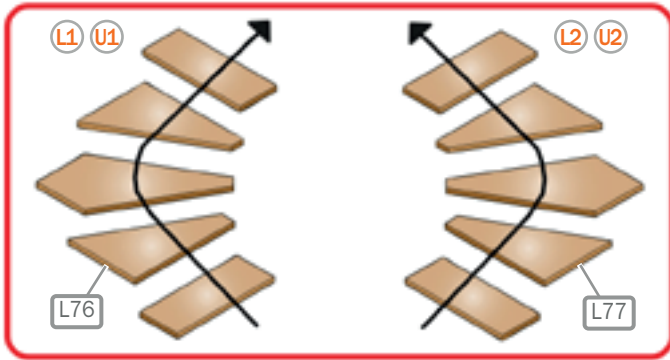


67

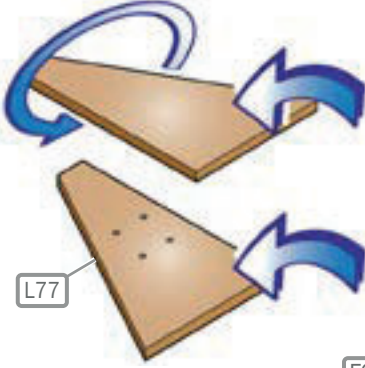


68

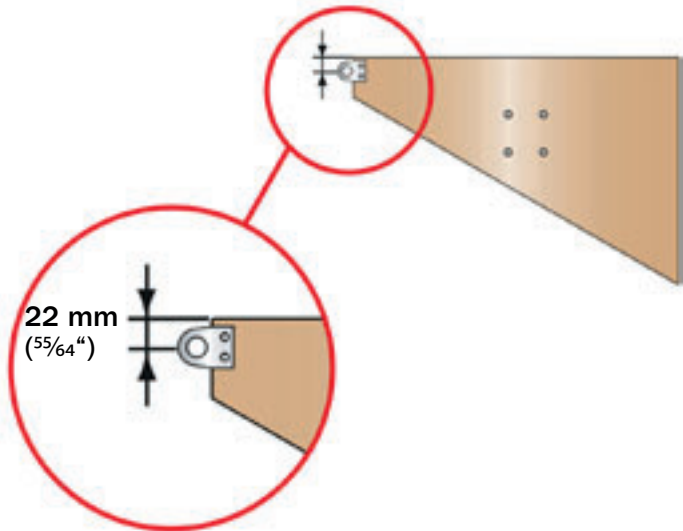
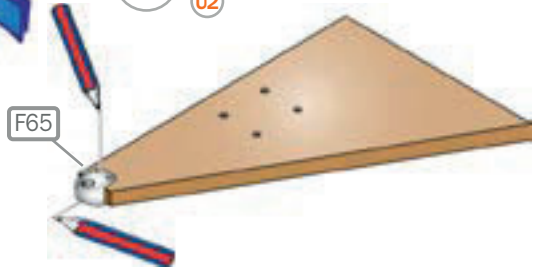




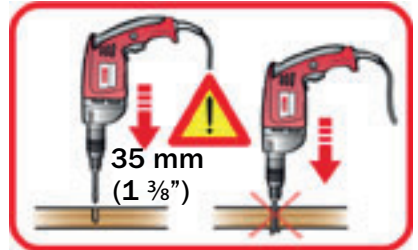
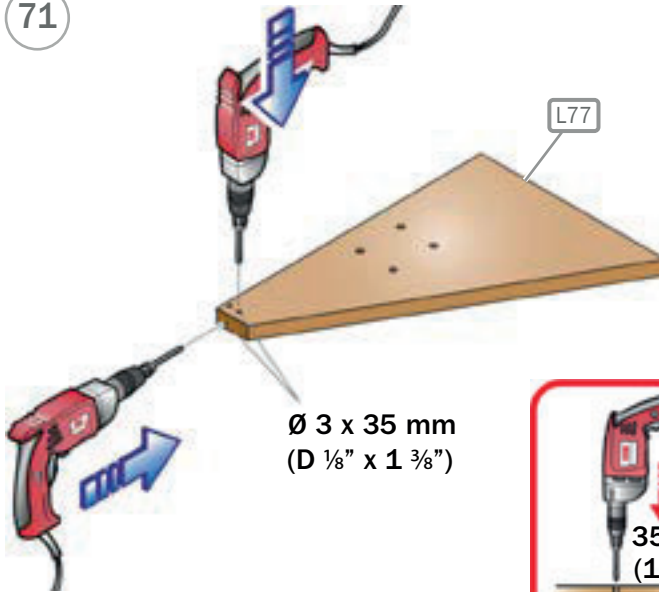
69 L2
U2



70 L2
U2



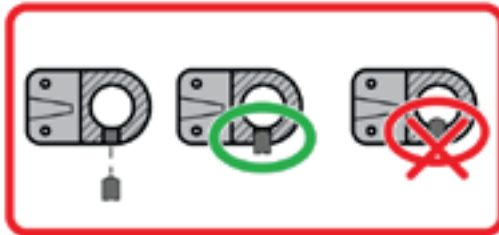

71



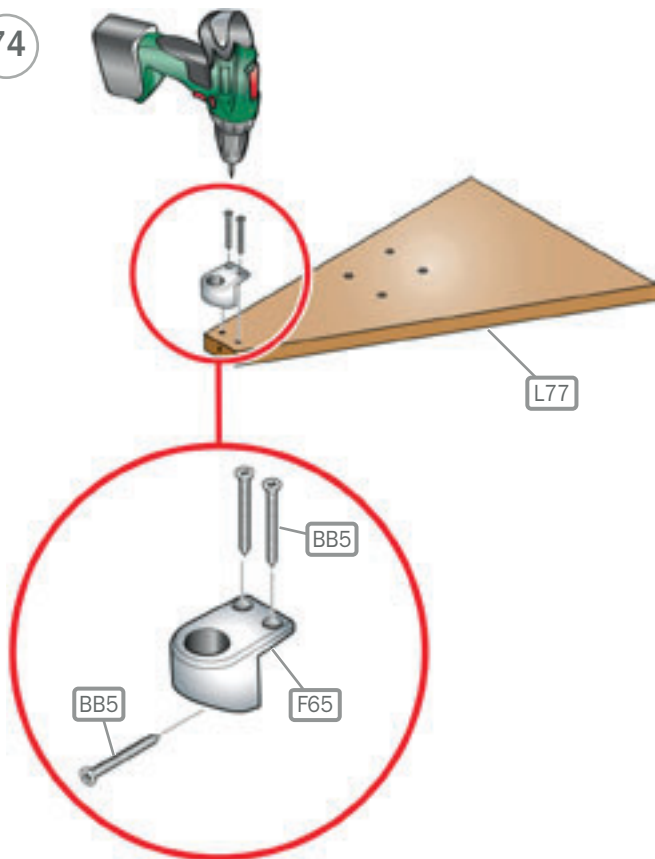
72



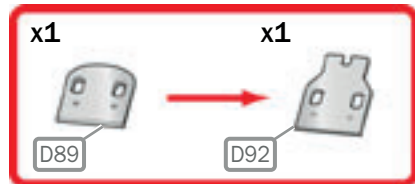
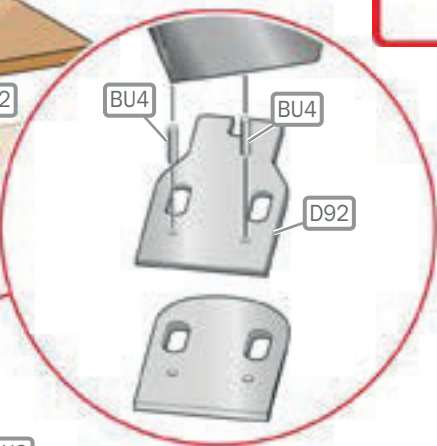
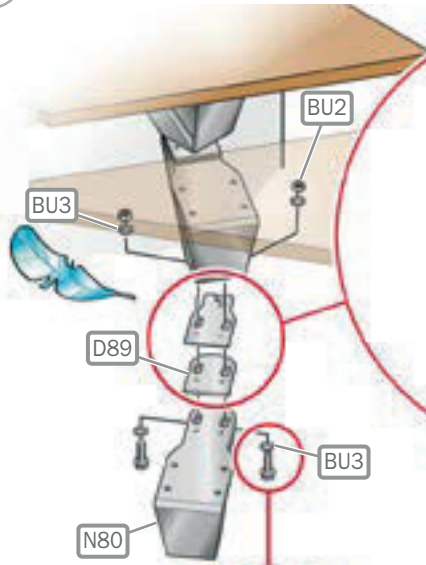
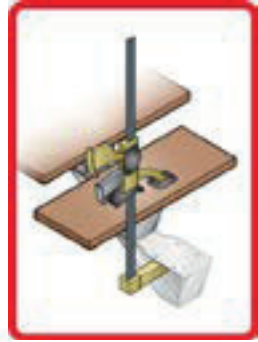
73

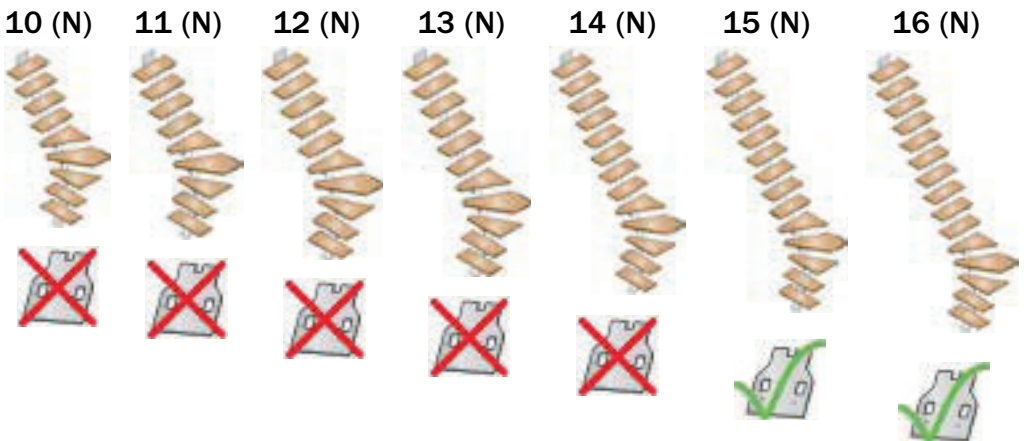
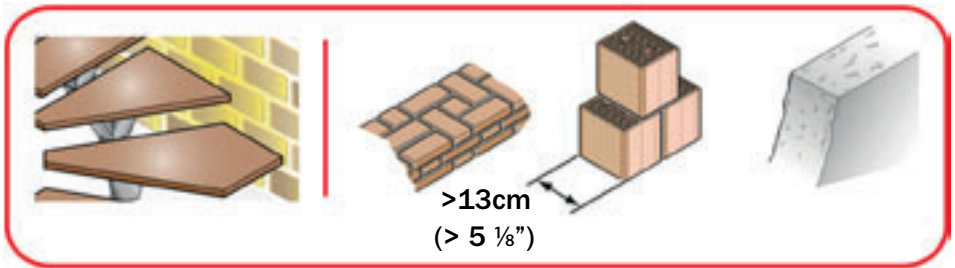
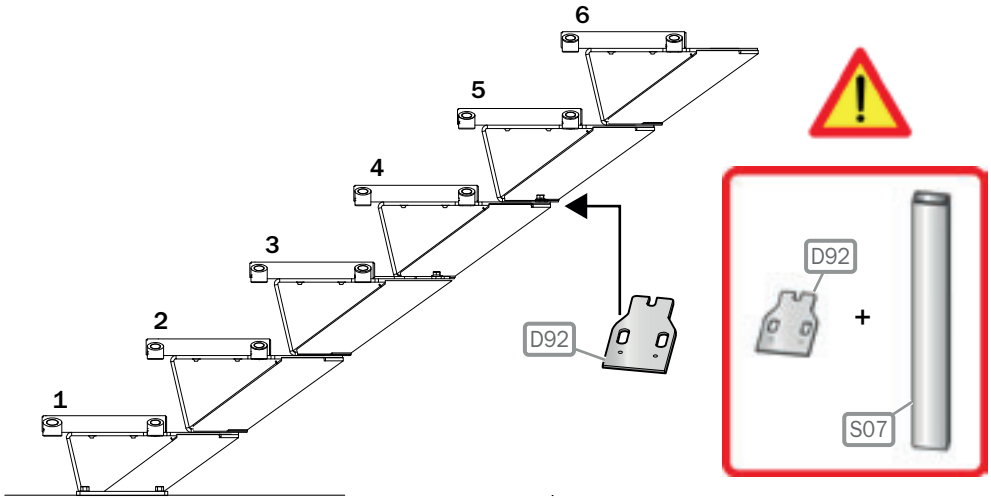


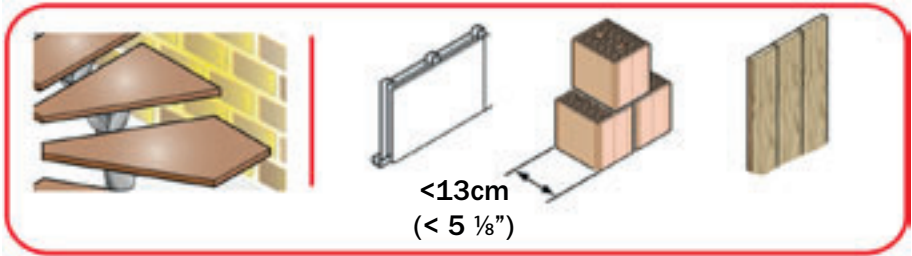
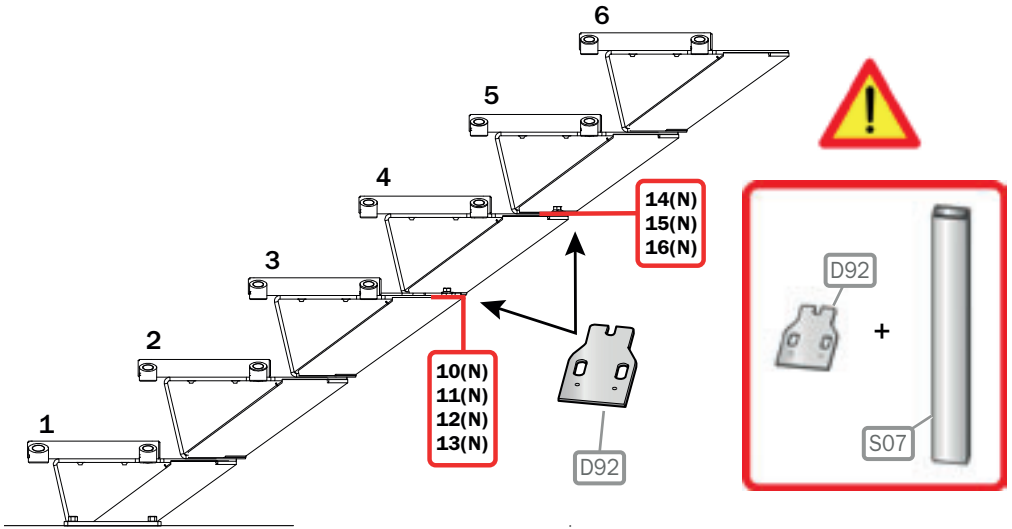
74



75







10 (N)

11 (N)

12 (N)


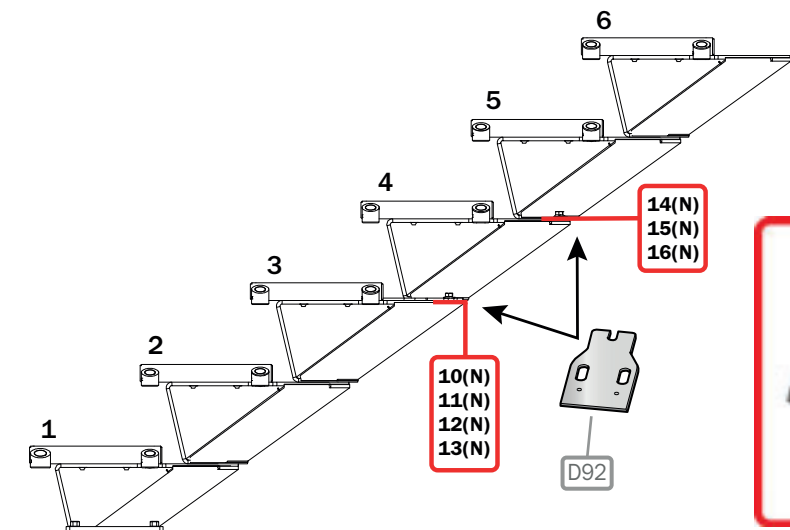
13 (N)

14 (N)

15 (N)

16 (N)





10 (N)

11 (N)

12 (N)

13 (N)

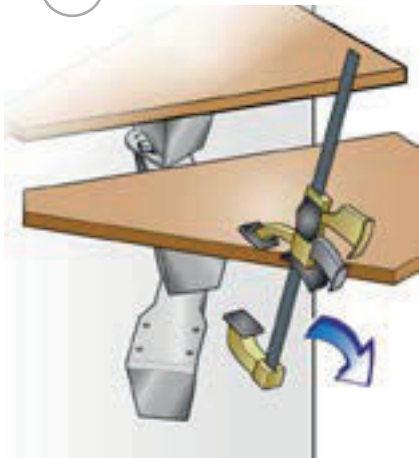
14 (N)

15 (N)

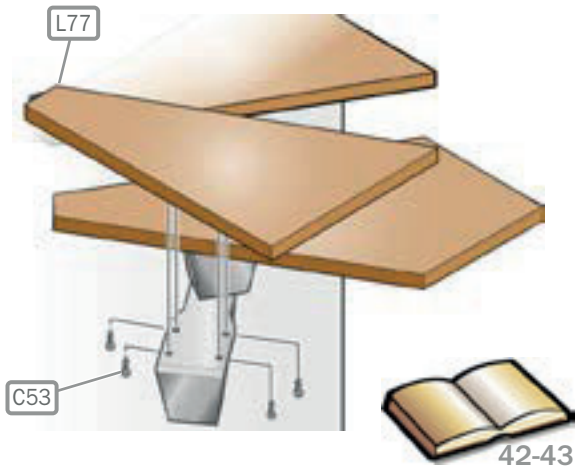
16 (N)



76

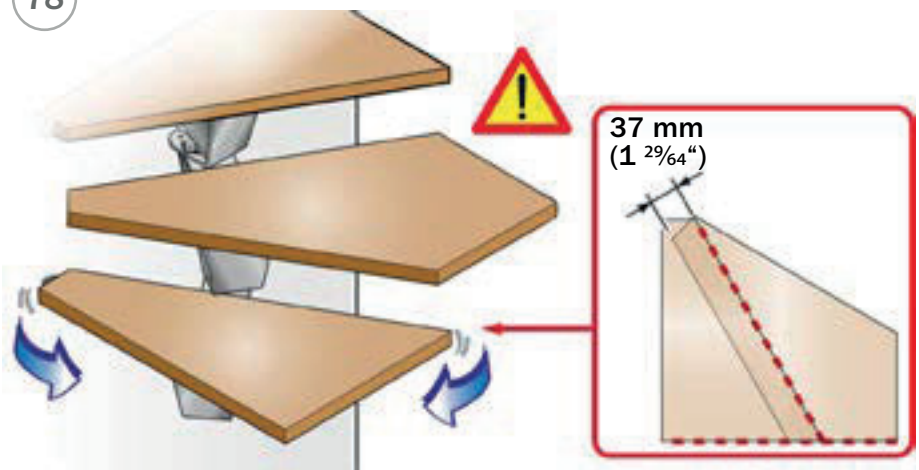


77



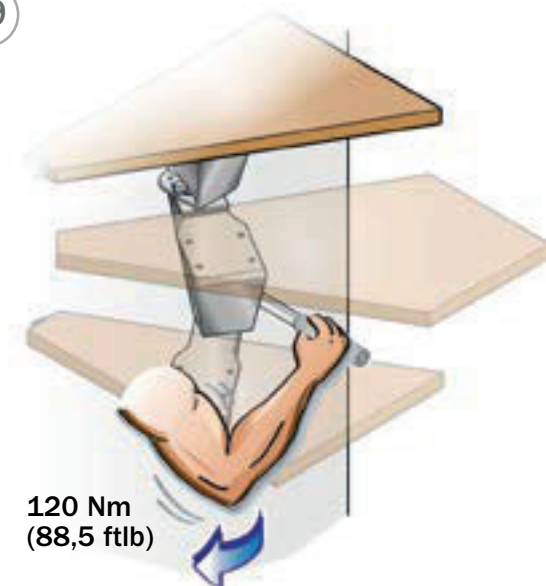
42-43

78

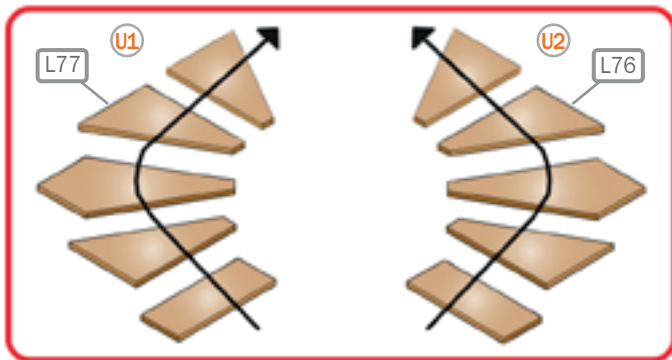


37 mm
(1 29/64")

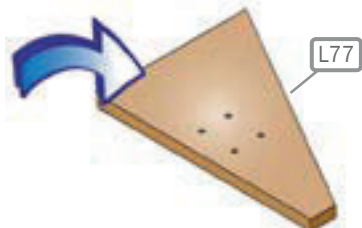
79



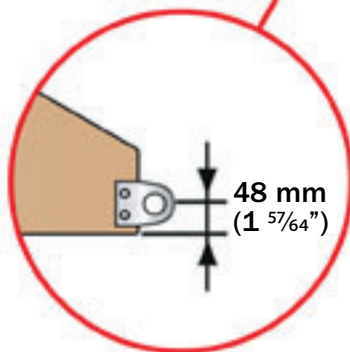
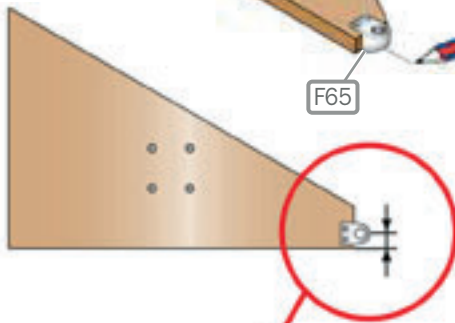
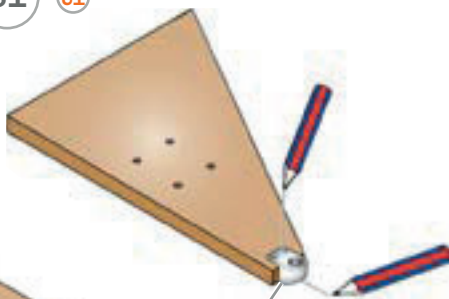
120 Nm
(88,5 ftlb)



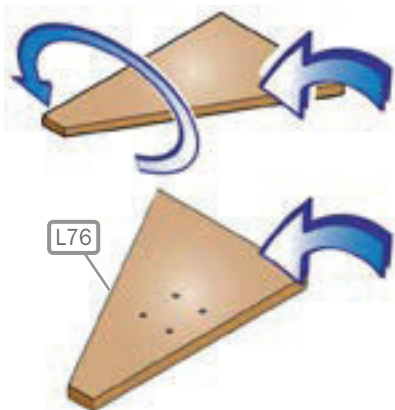
80 U1



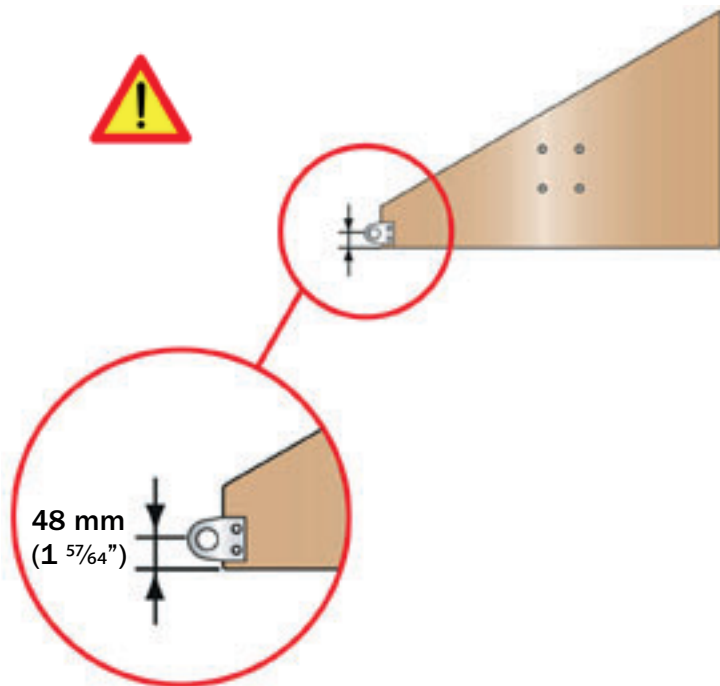
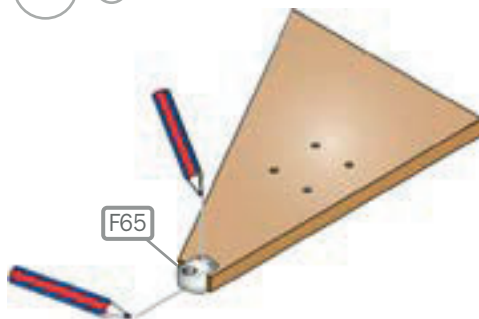
81 U1



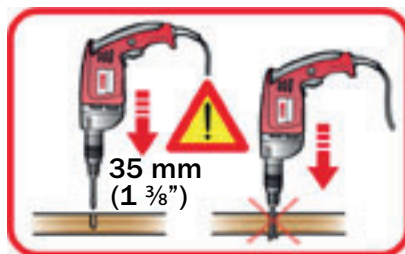
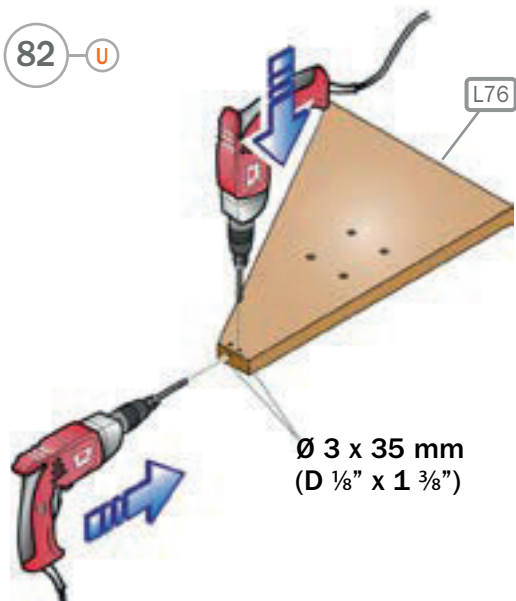
80 U2



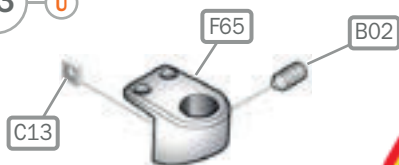
81 U2



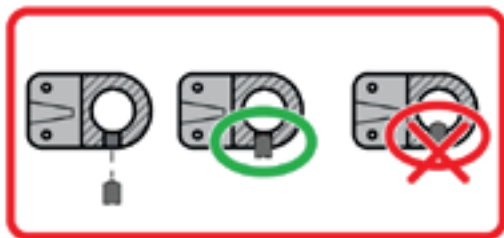
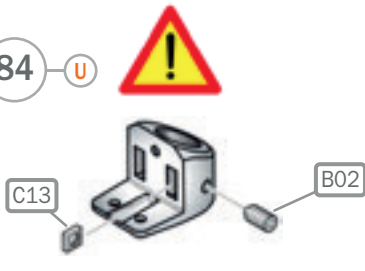
82 U



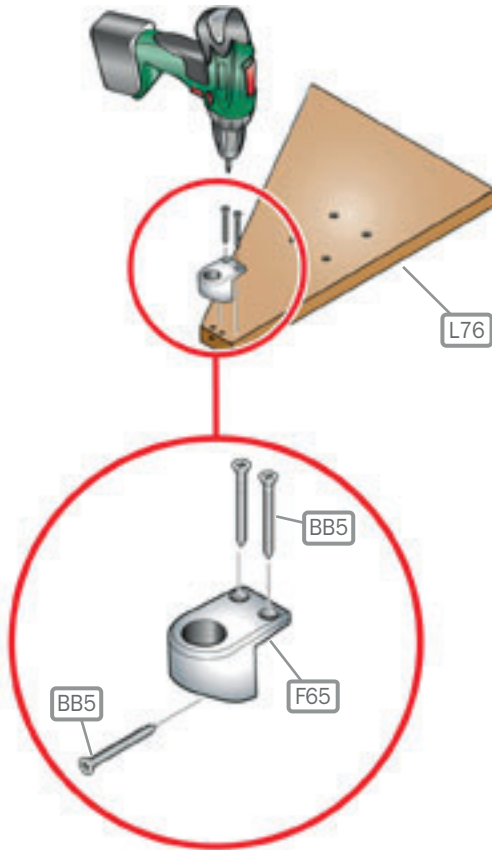
83 U



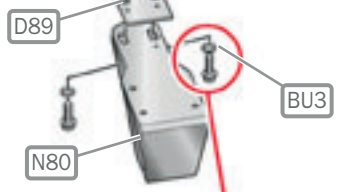
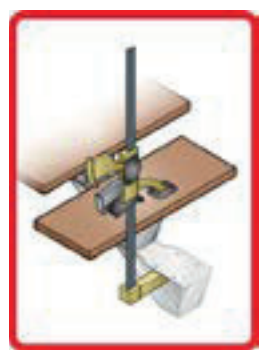
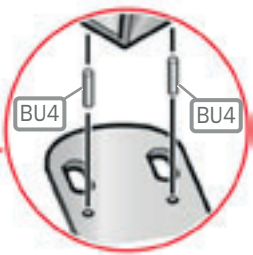
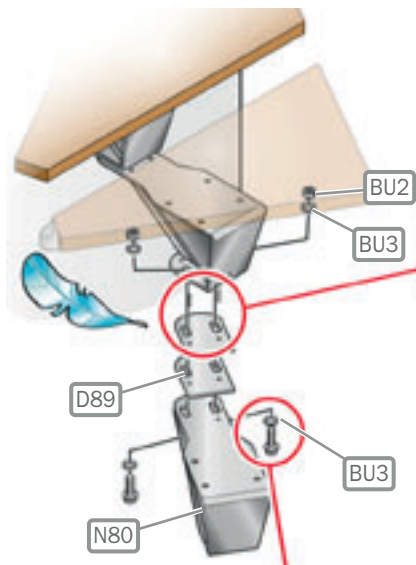
84 U



85 U



86 U

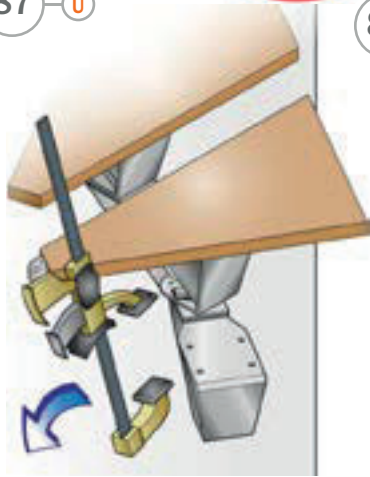


18-19

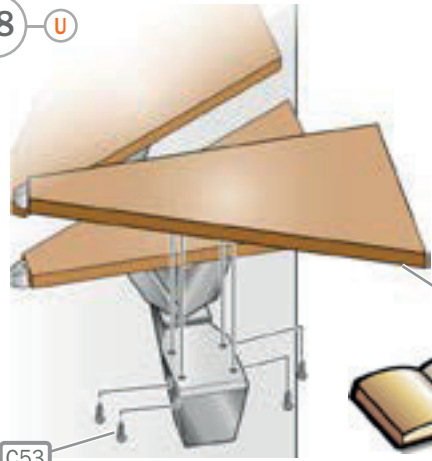


68

87 U



88 U



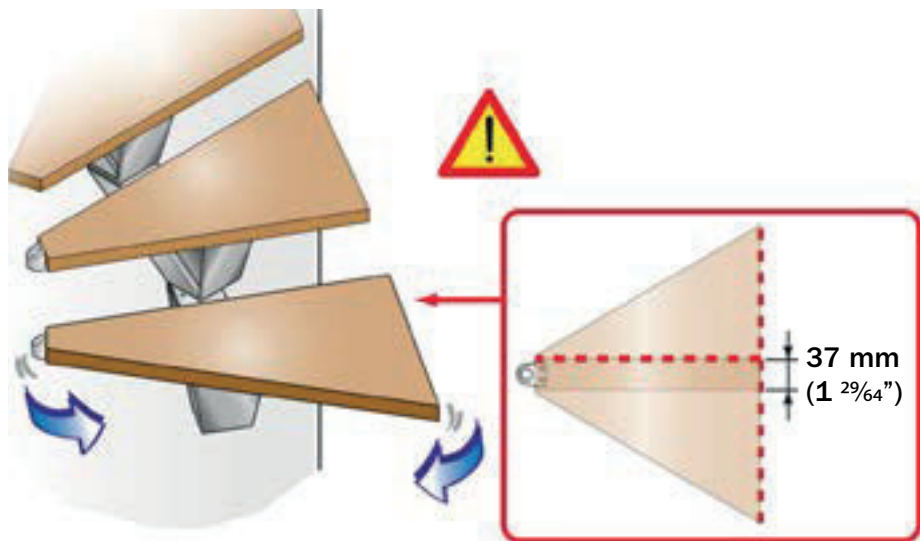
L76

C53

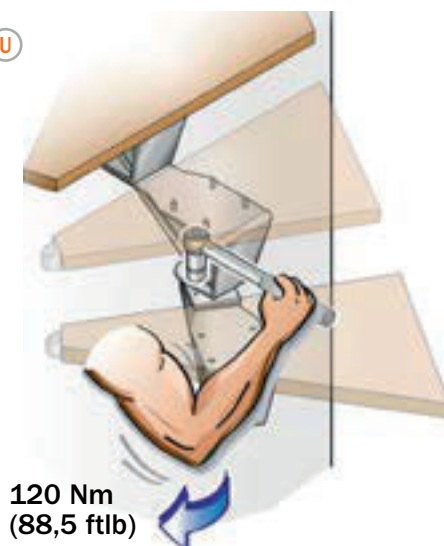


42-43

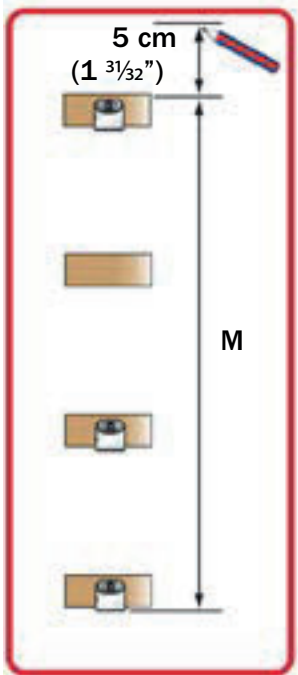
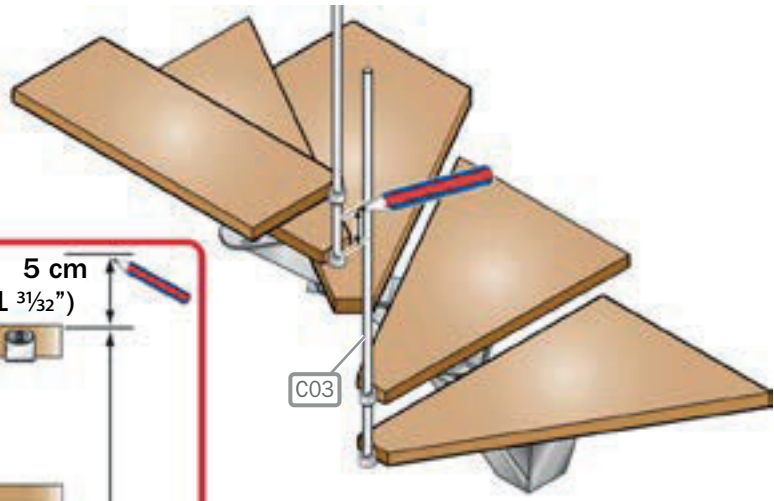
89 **U**




90 **U**



91 U



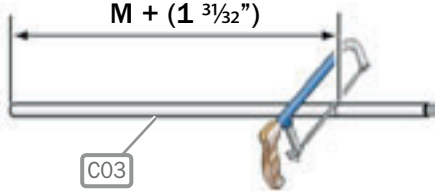
93 U



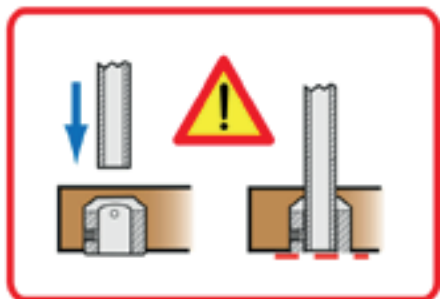
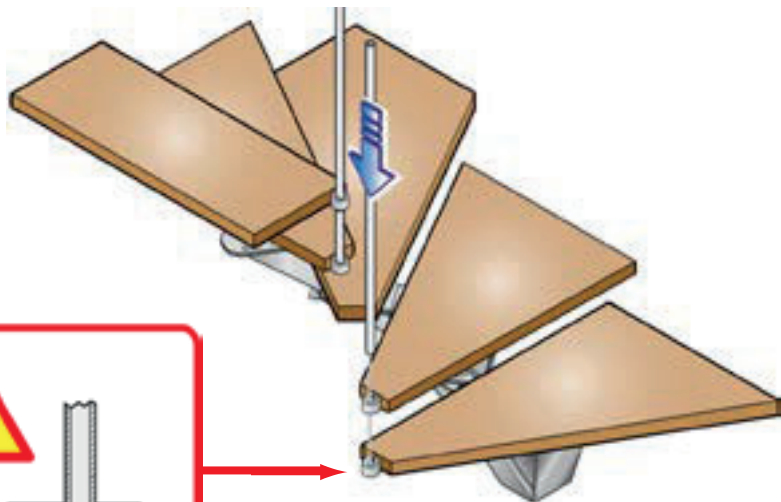
92 U



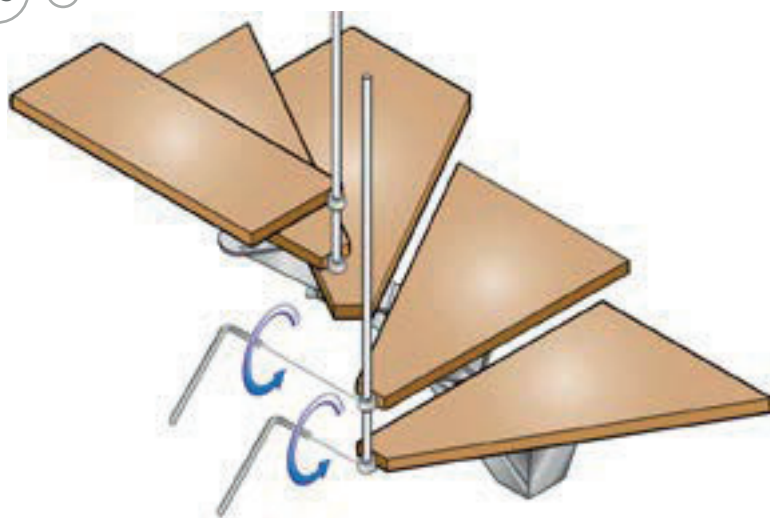
M + 5 cm
M + (1 3/32")



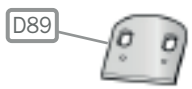
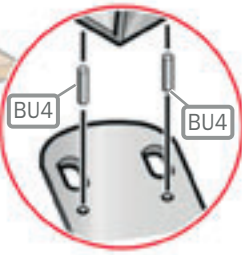
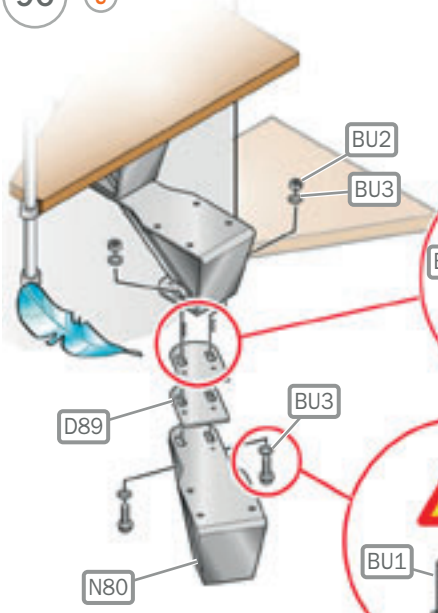
94 U



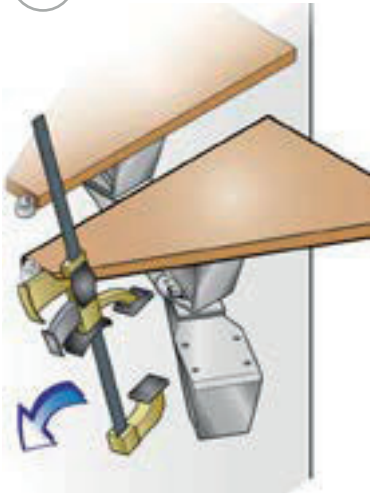
95 U



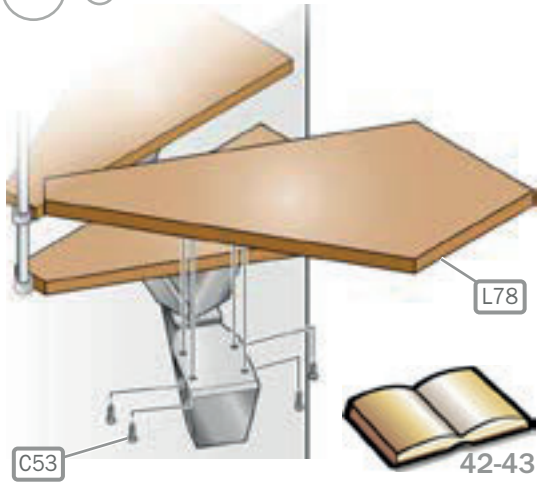
96 U



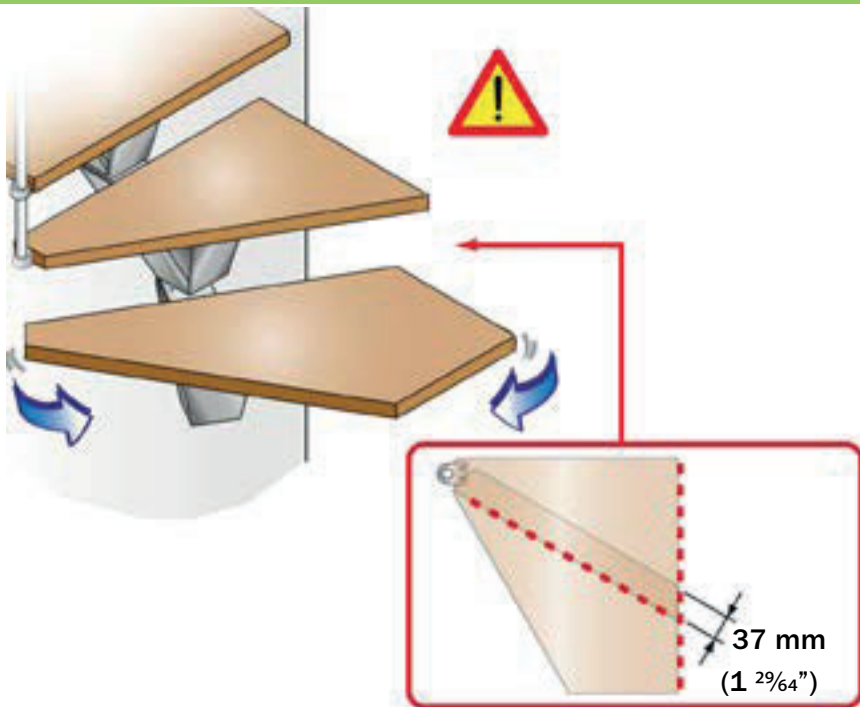
97 U



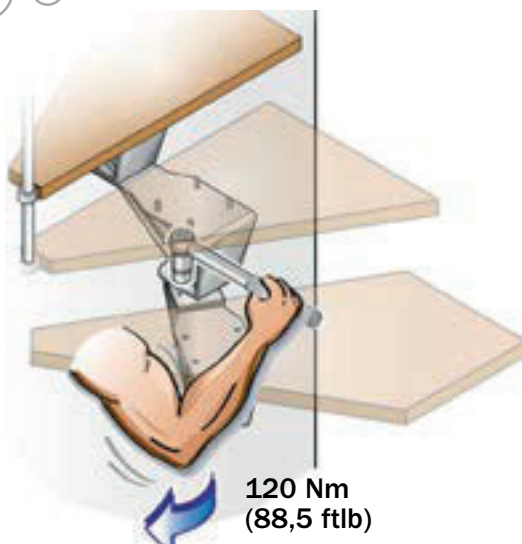
98 U

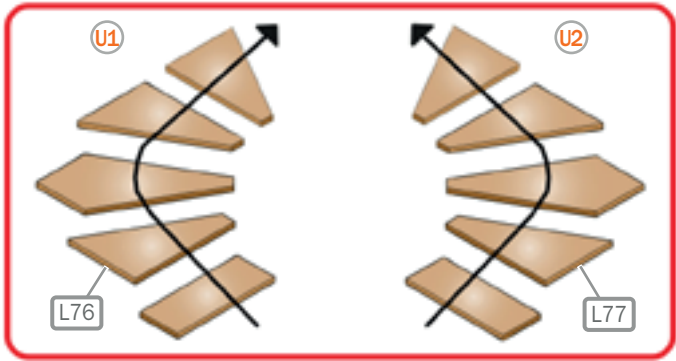


99 U

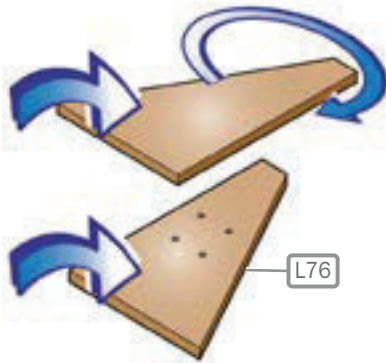


100 U

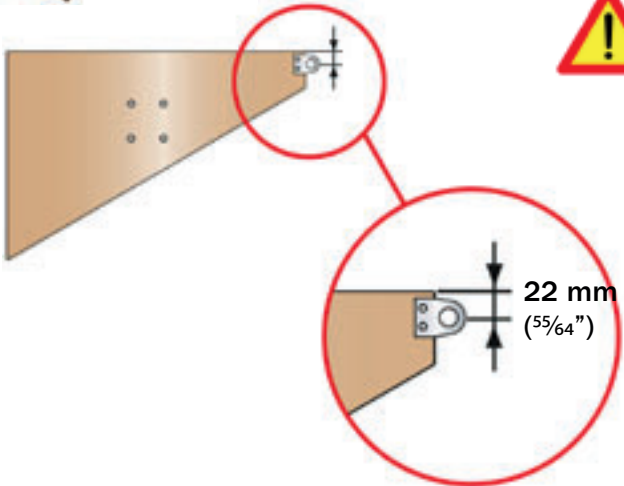
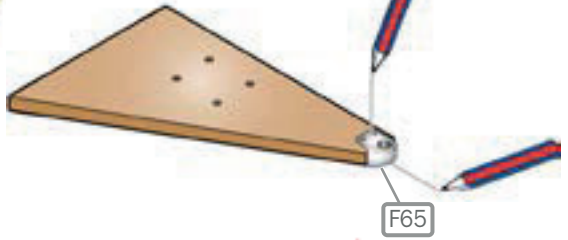




101-U1



102-U1



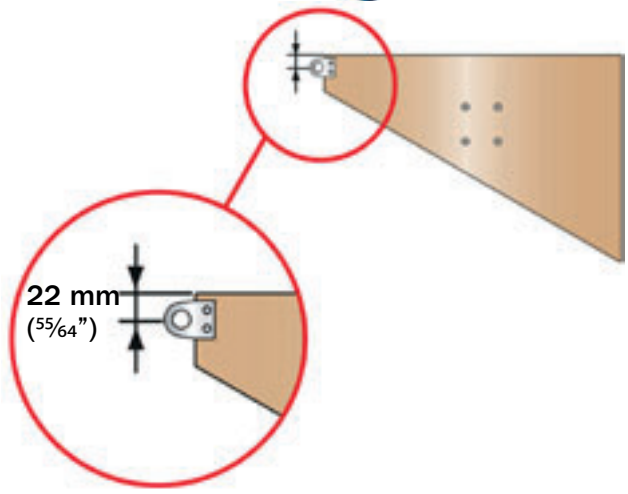
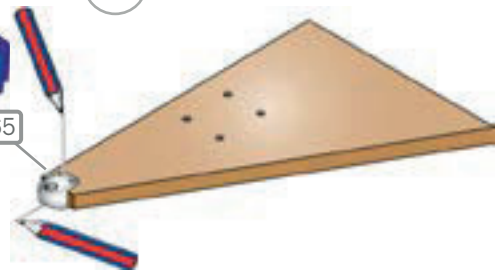
101 U2



L77

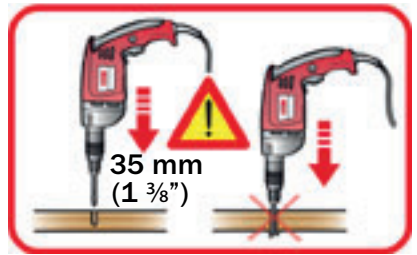
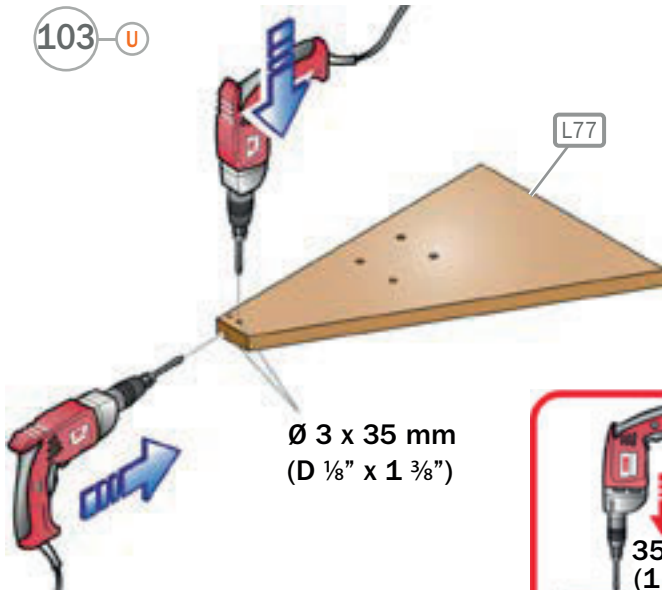
102 U2

F65

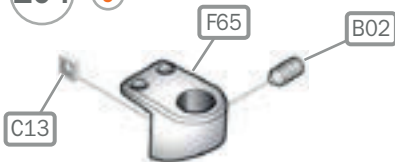


22 mm
(55/64")

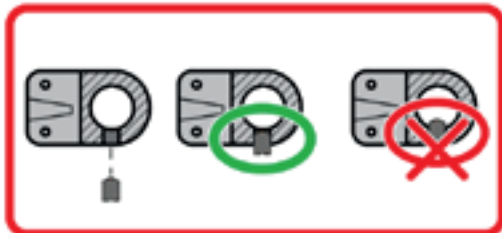

103 U



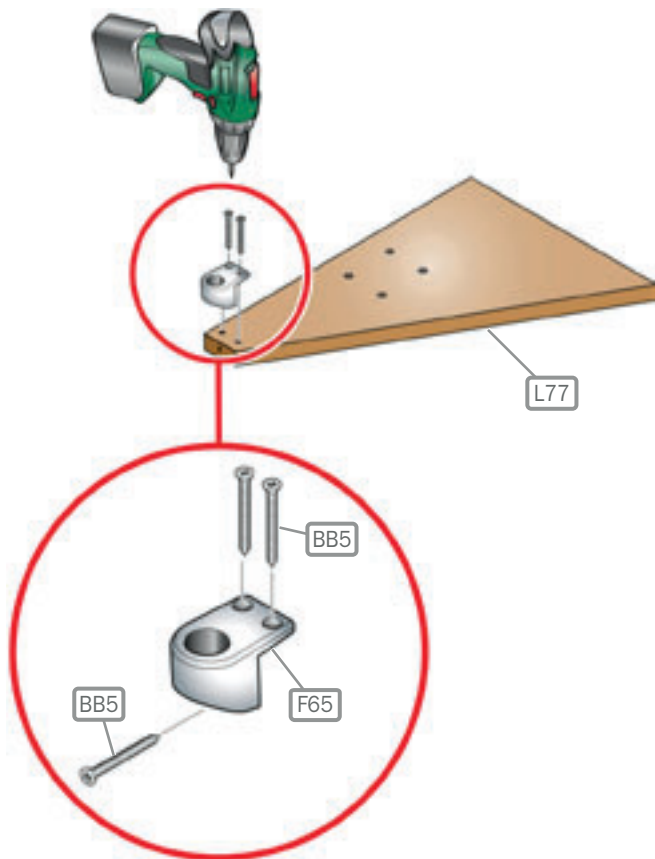
104 U



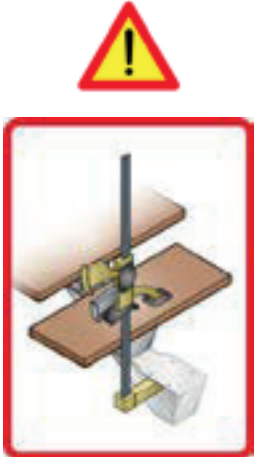
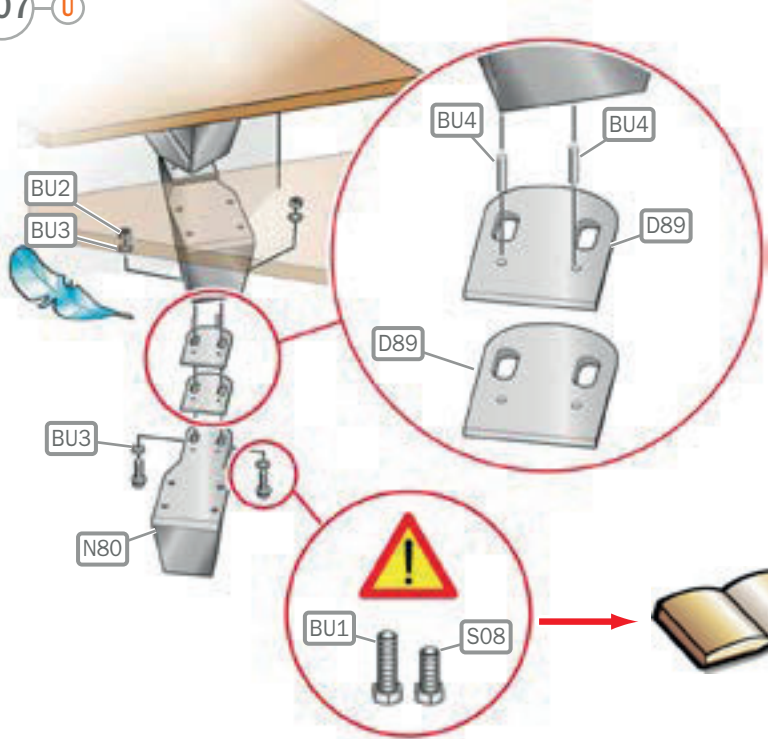
105 U



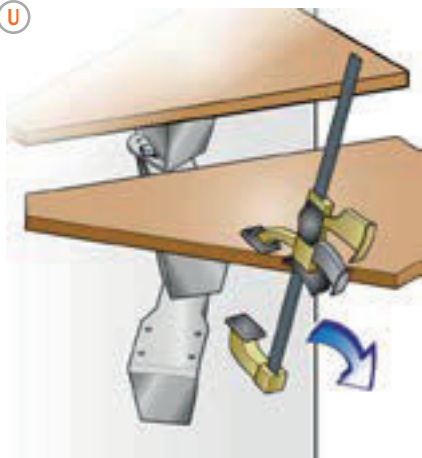
106 U



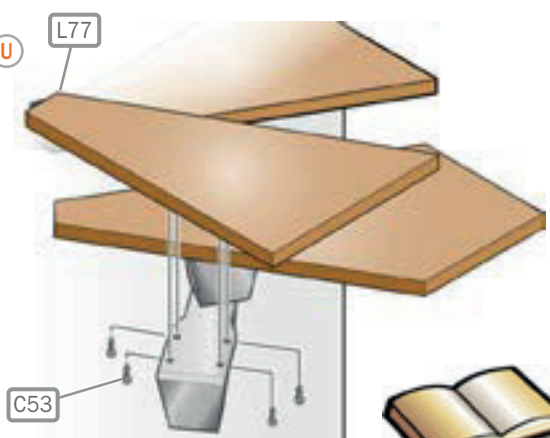
107 U



108 U

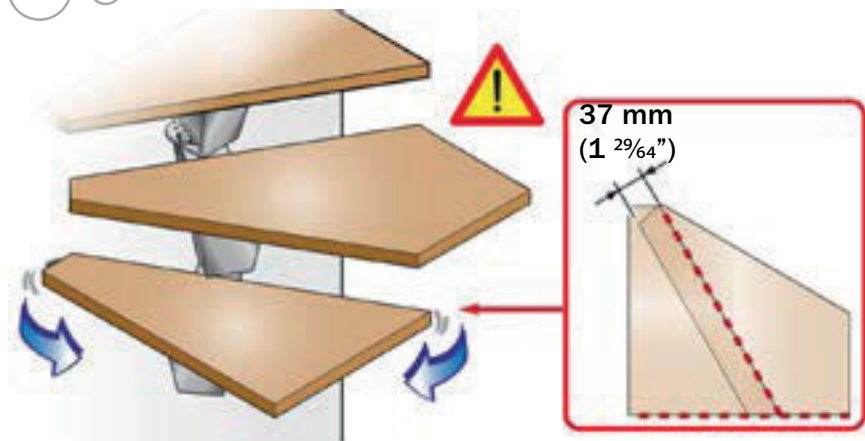


109 U

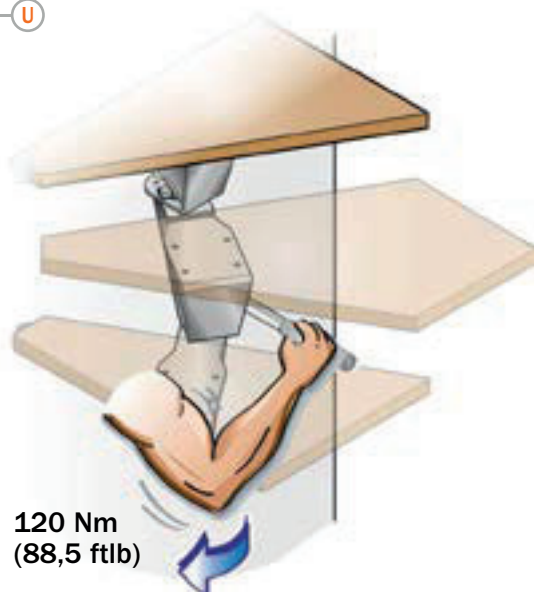


42-43

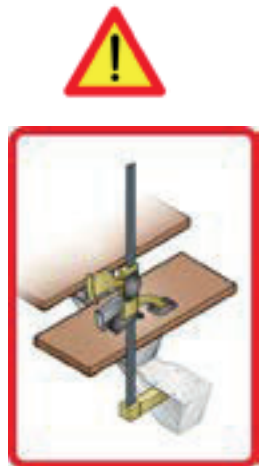
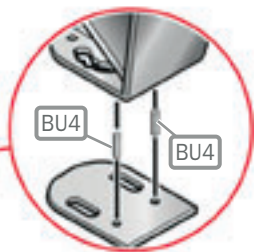
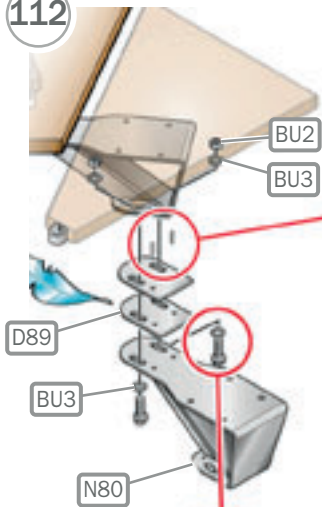
110 U



111 U



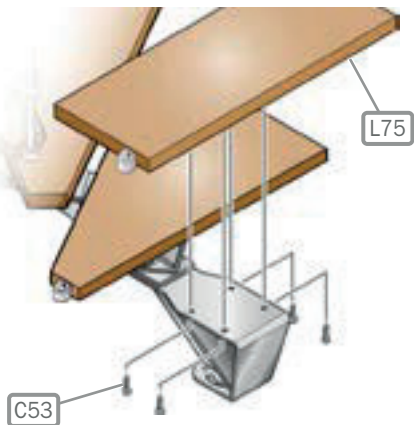
112



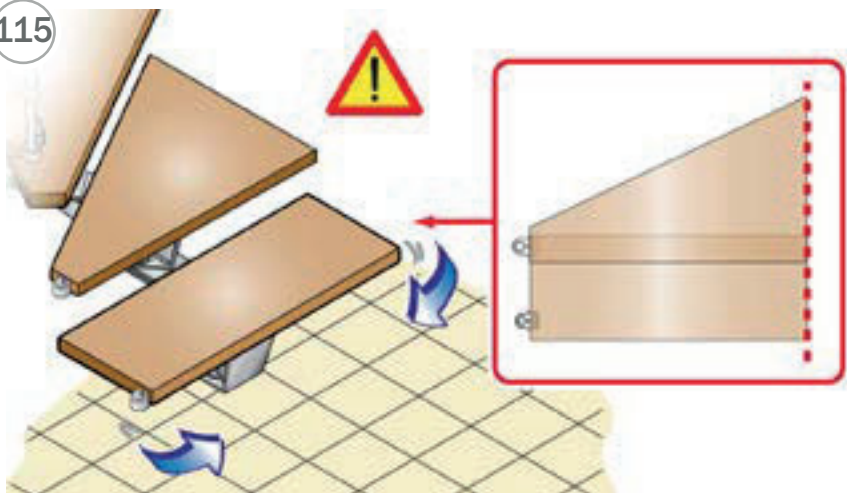
113



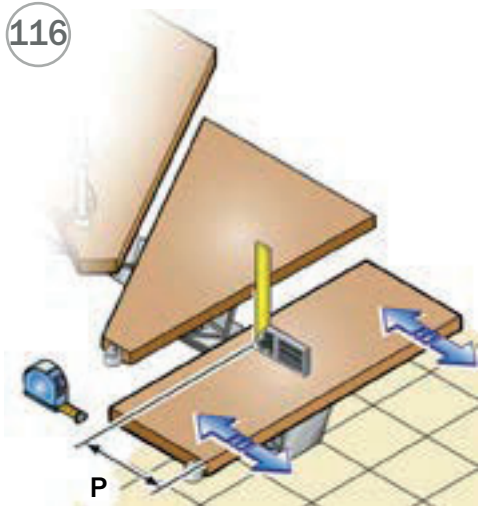
114



115



116

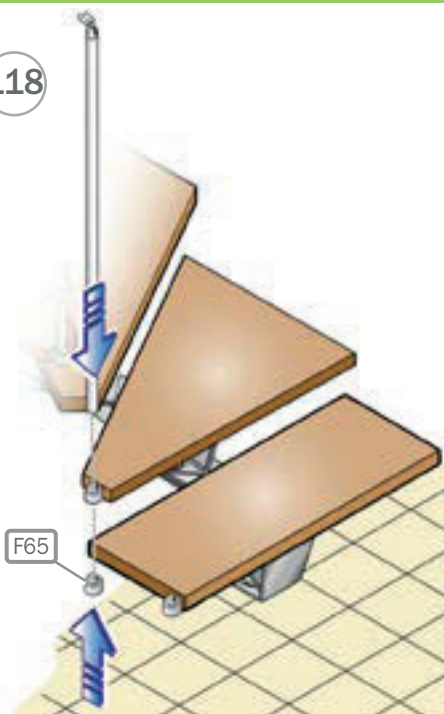


17

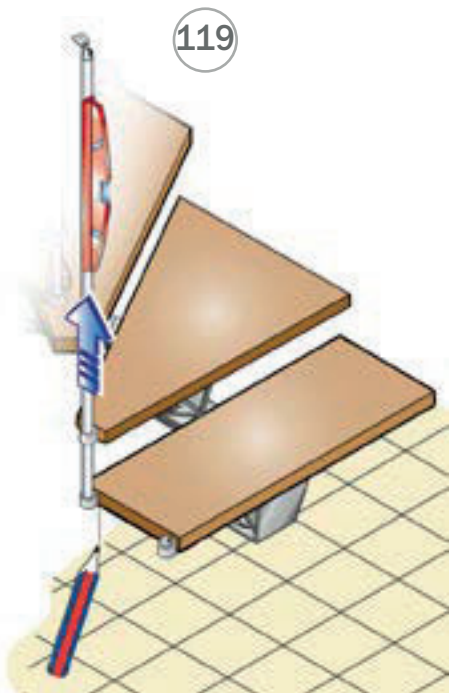
117



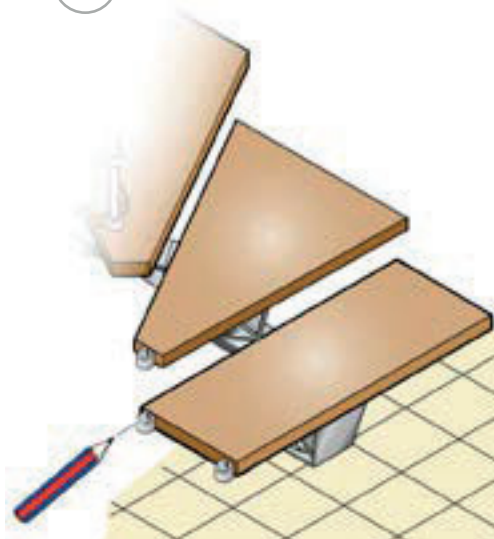
118



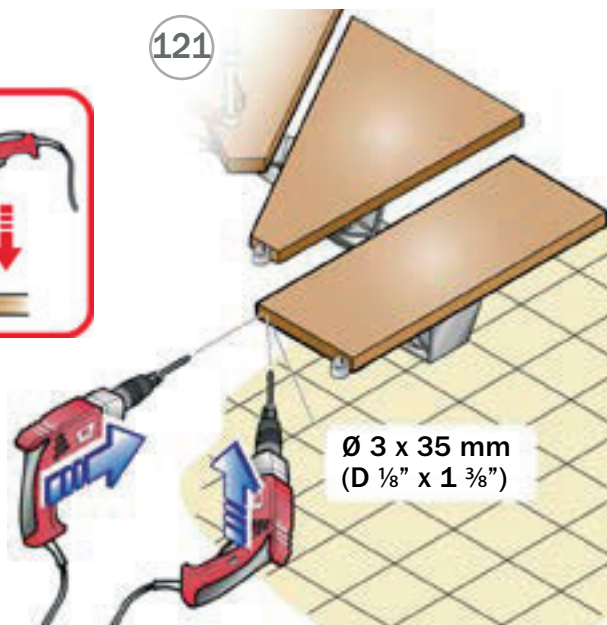
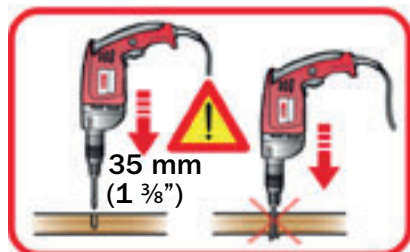
119



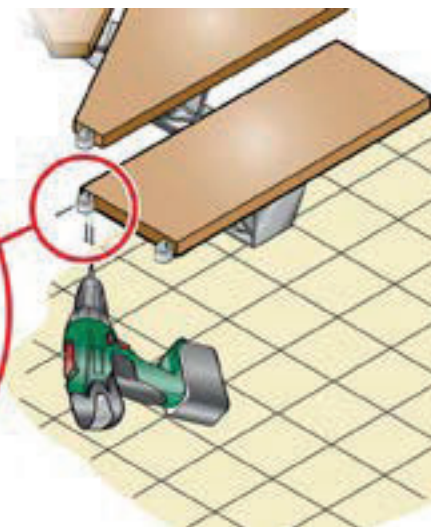
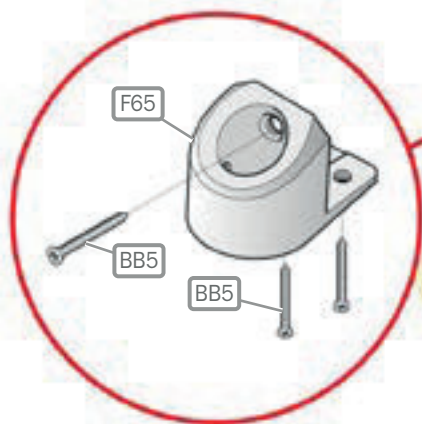
120

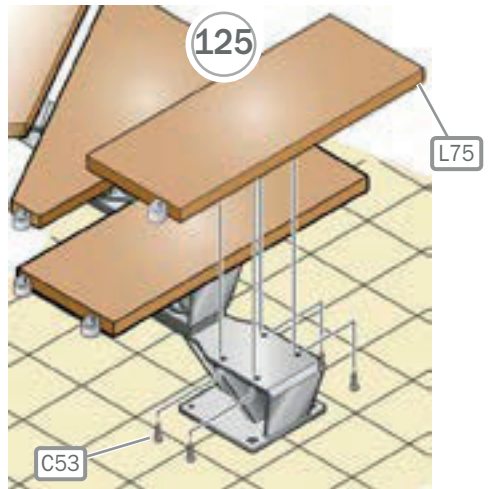
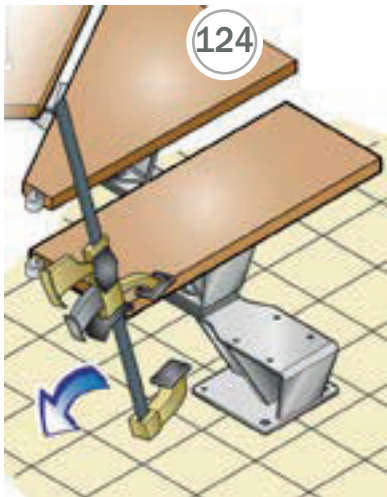
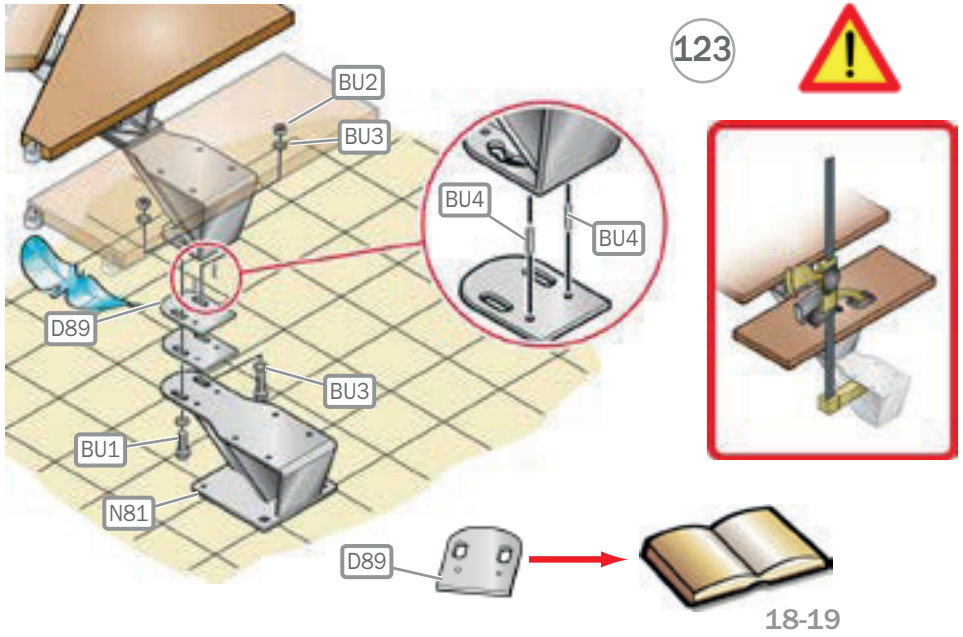


121

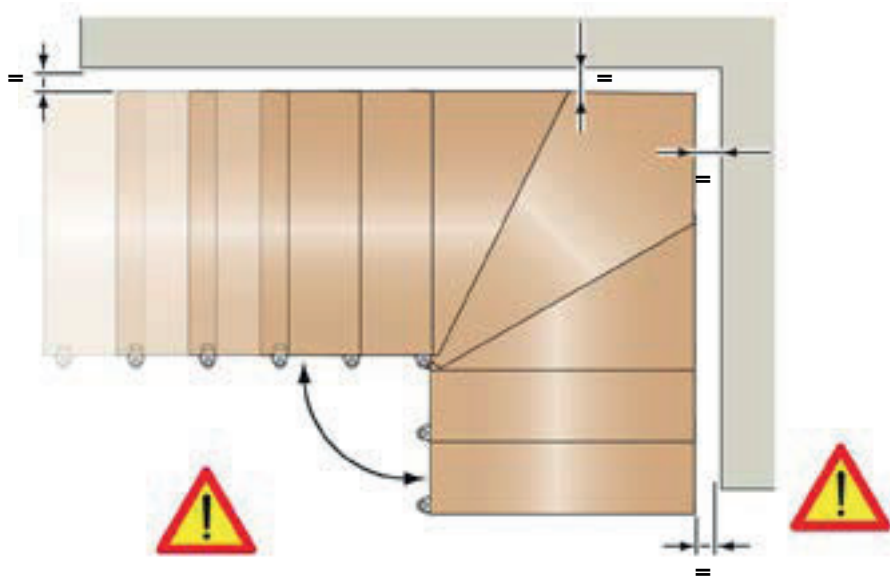
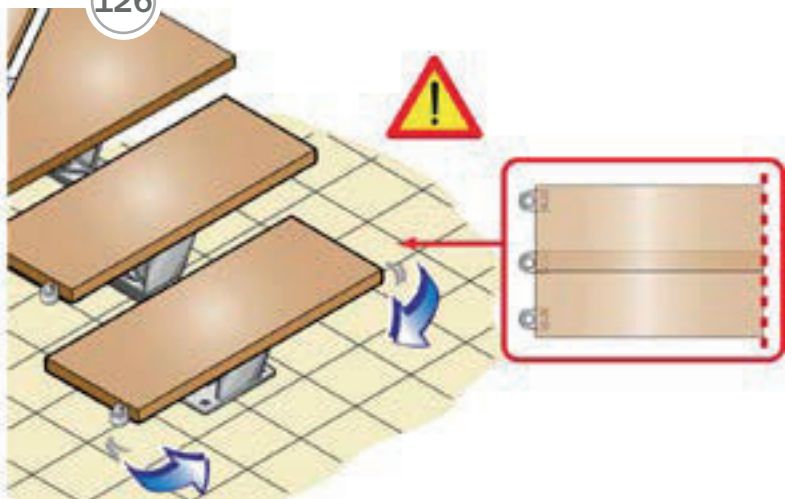


122

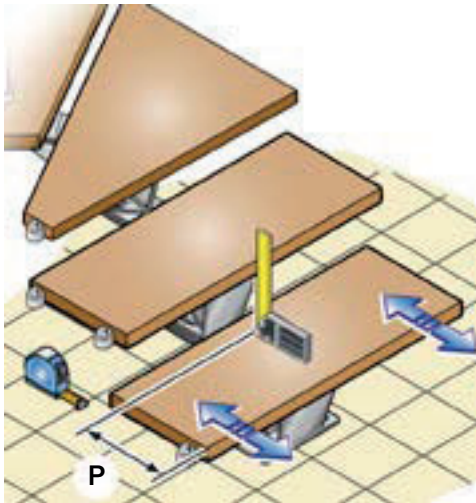




126

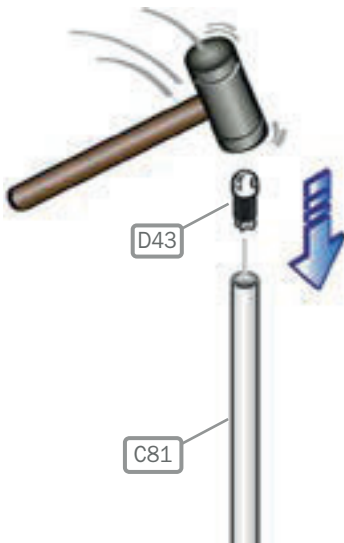


127

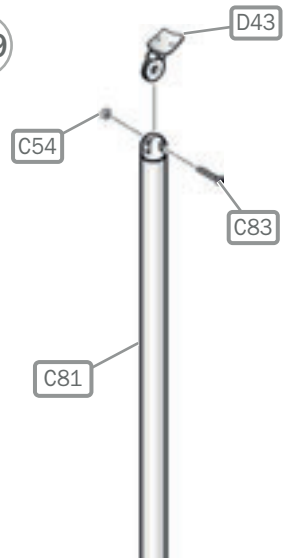


17

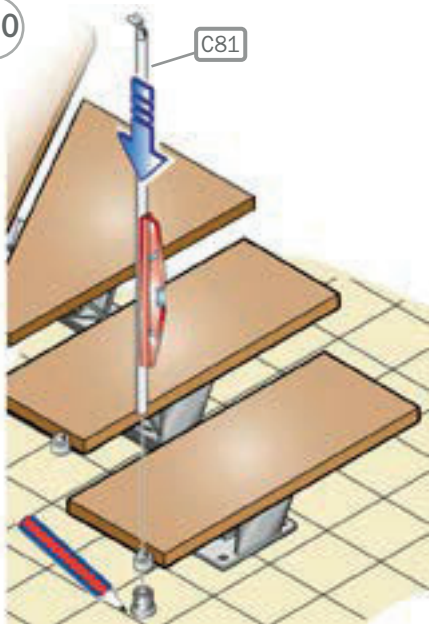
128



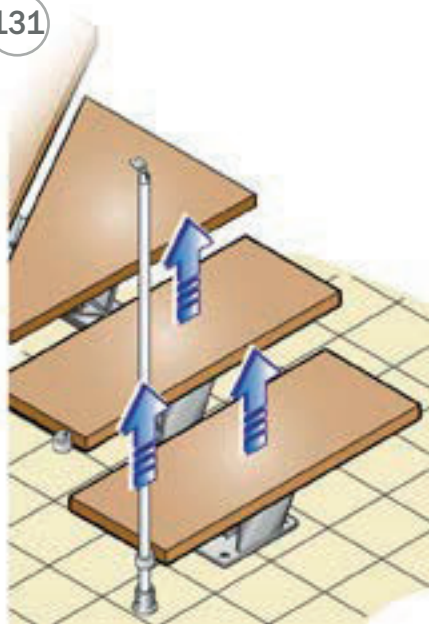
129



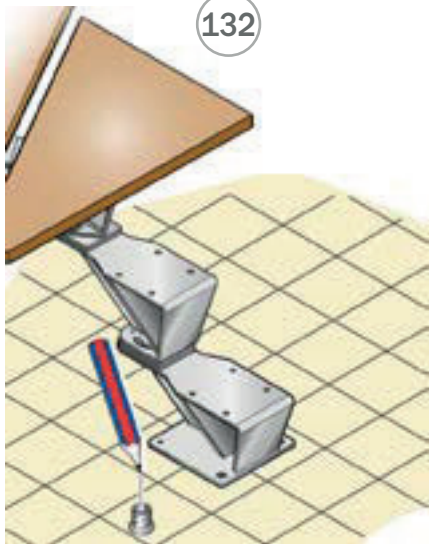
130



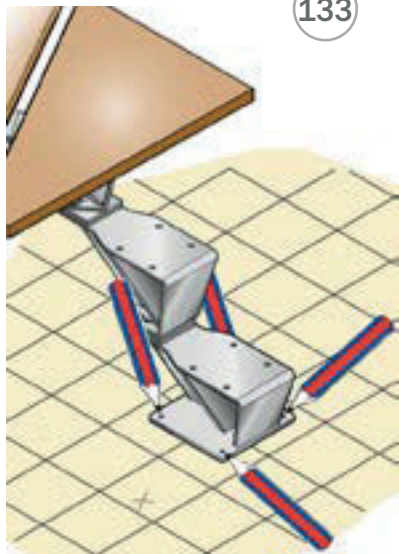
131



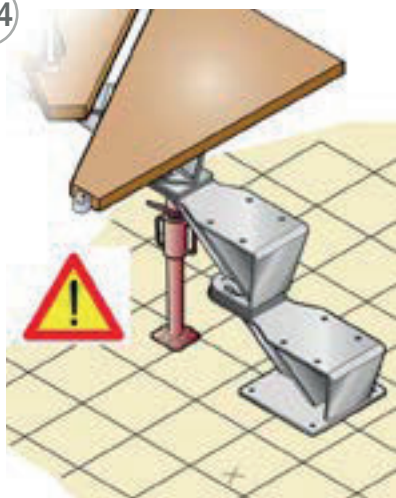
132



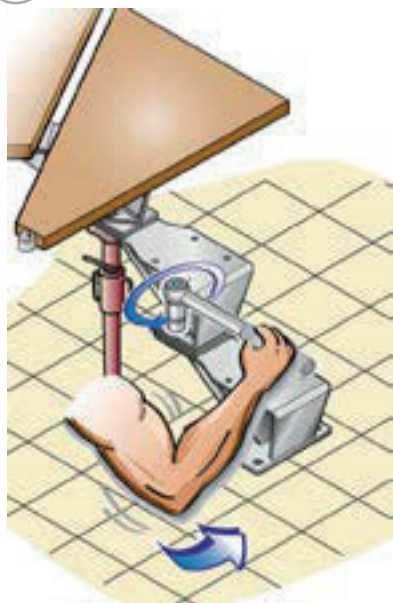
133



134



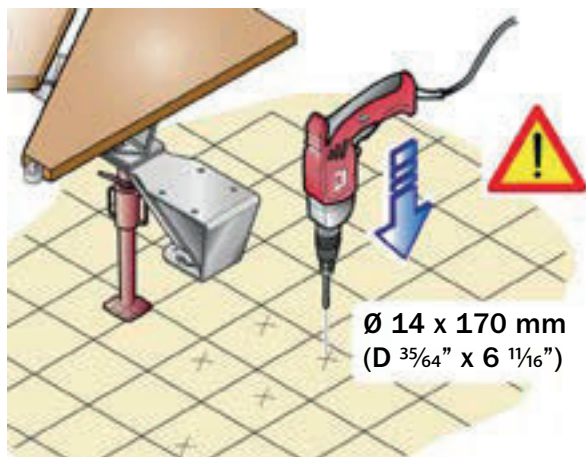
135



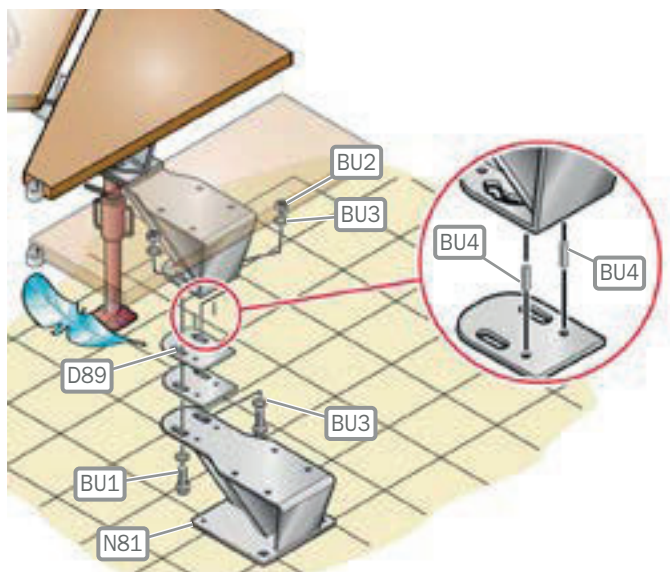
136



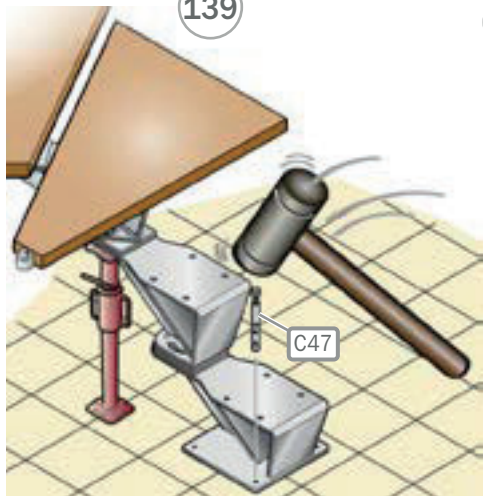
137



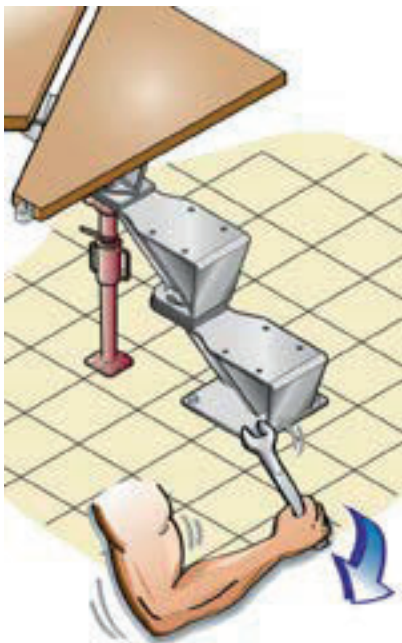
138



139



140



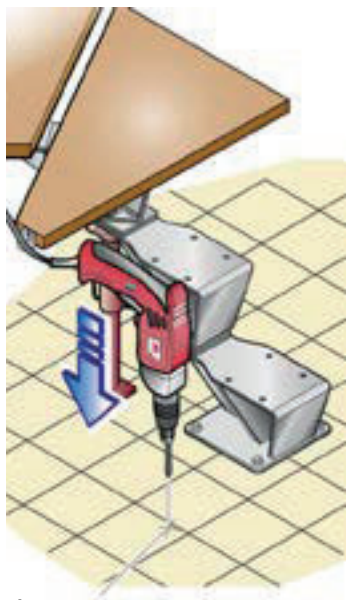
142

141



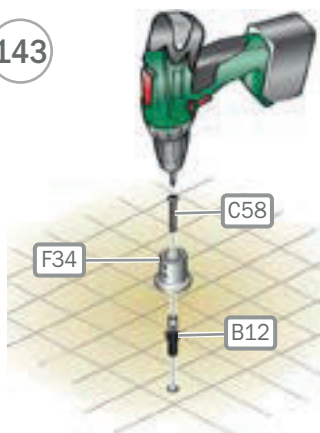
120 Nm
(88,5 ftlb)

142

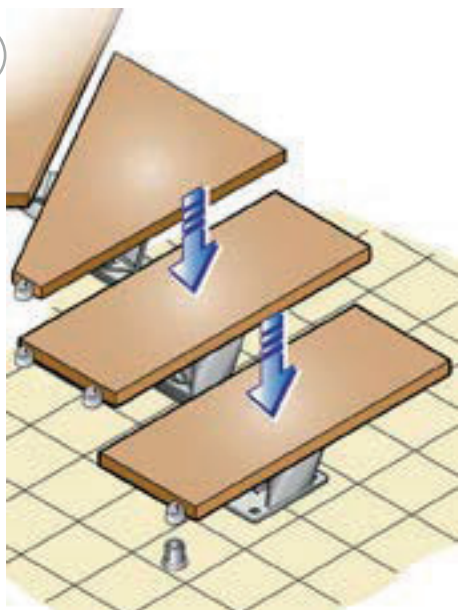


Ø 14 x 170 mm
(D $35/64$ " x 6 $1/16$ ")

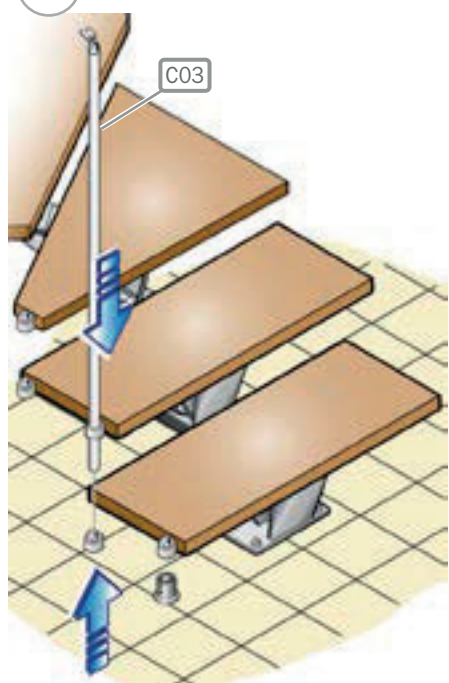
143



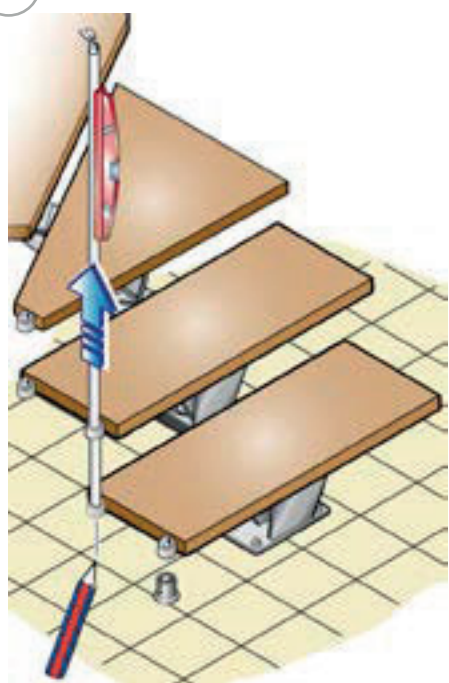
144



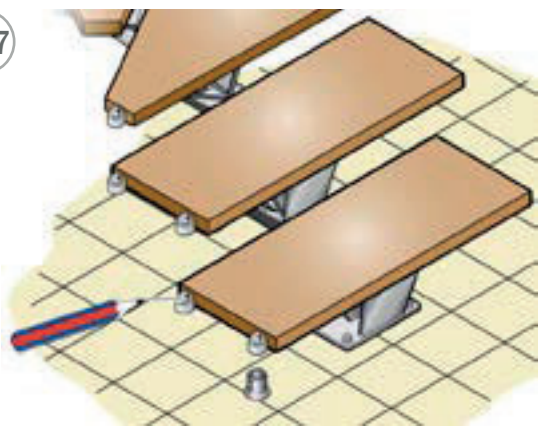
145



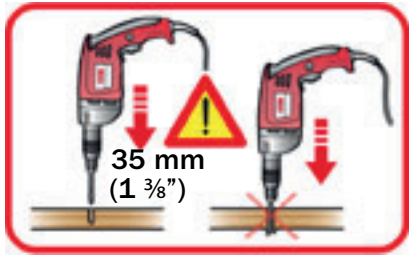
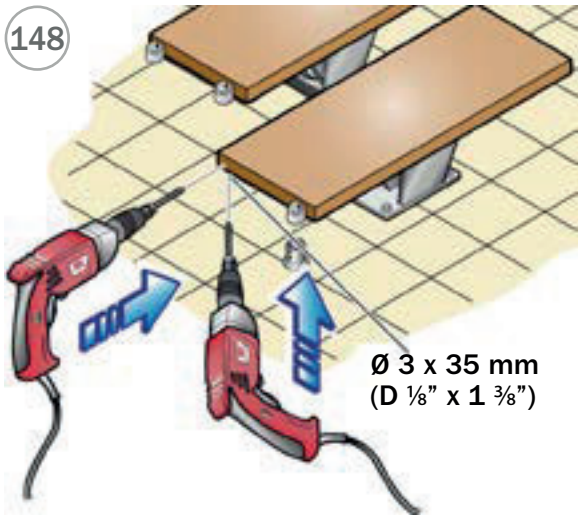
146



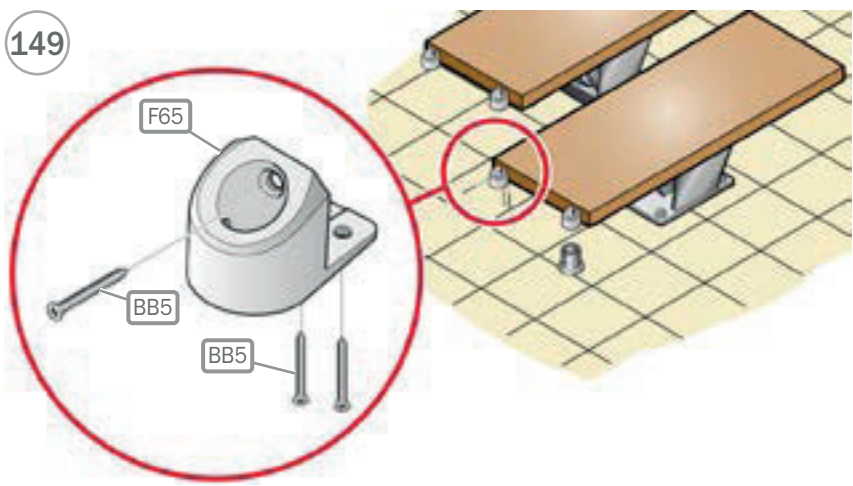
147

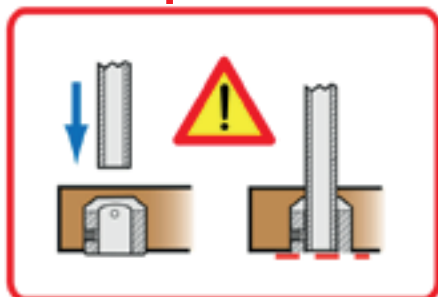
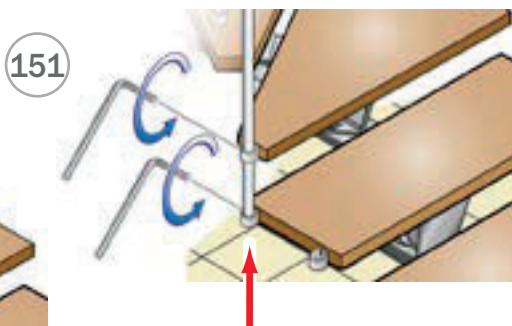
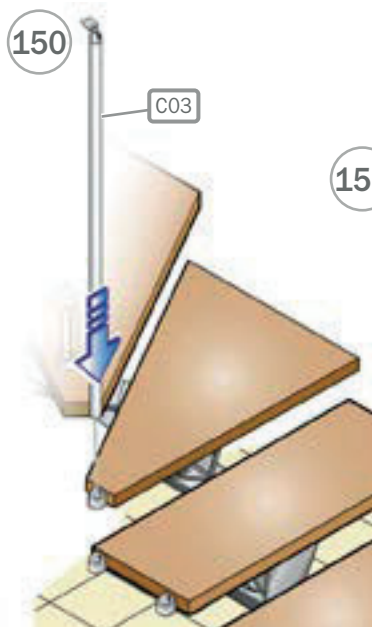


148

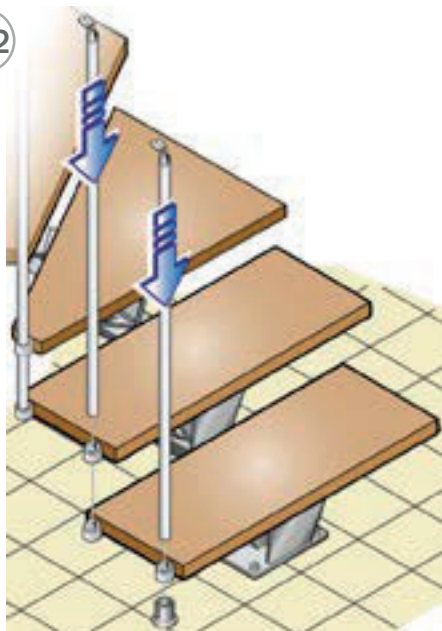


149

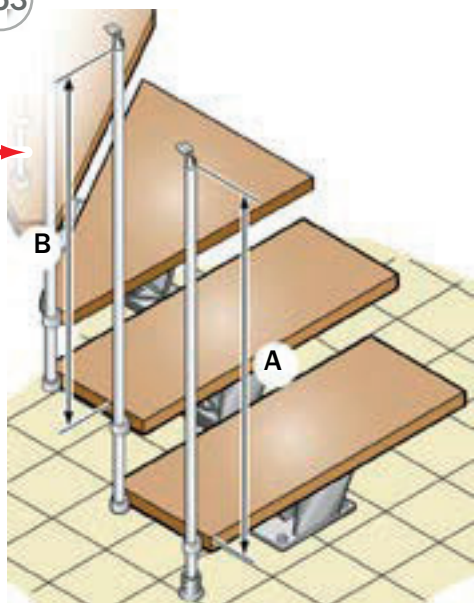
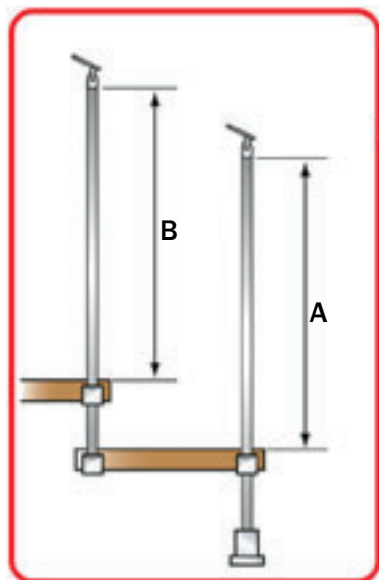




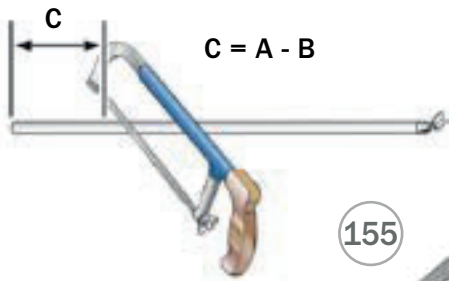
152



153



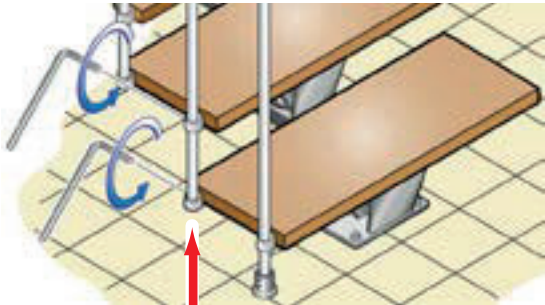
154



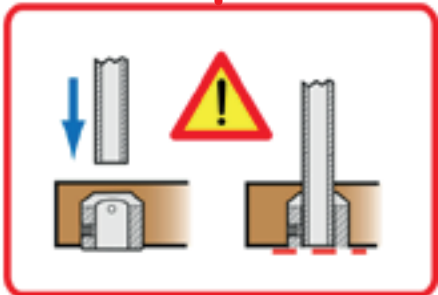
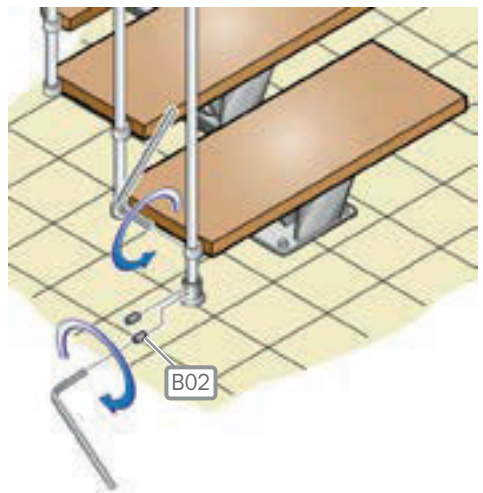
155



156



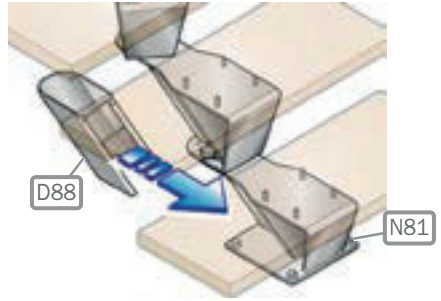
157



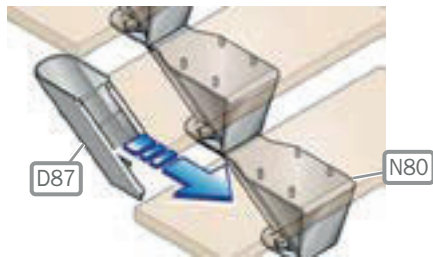
158

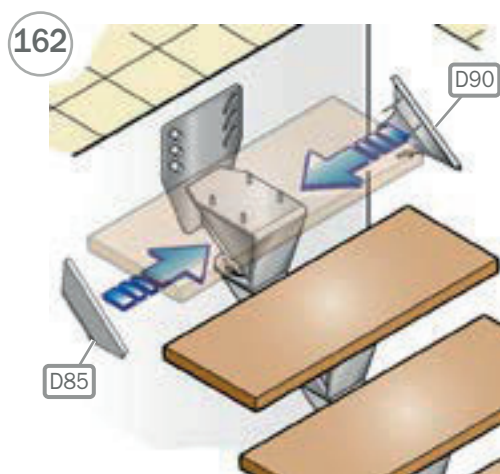
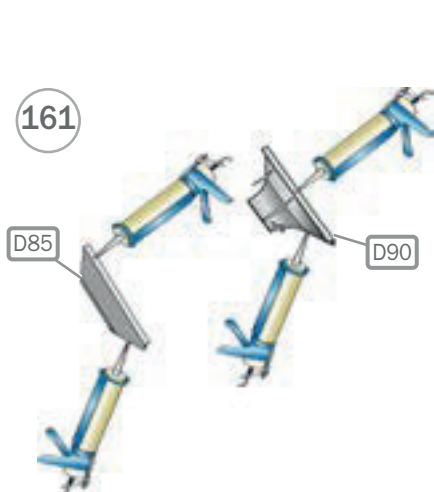
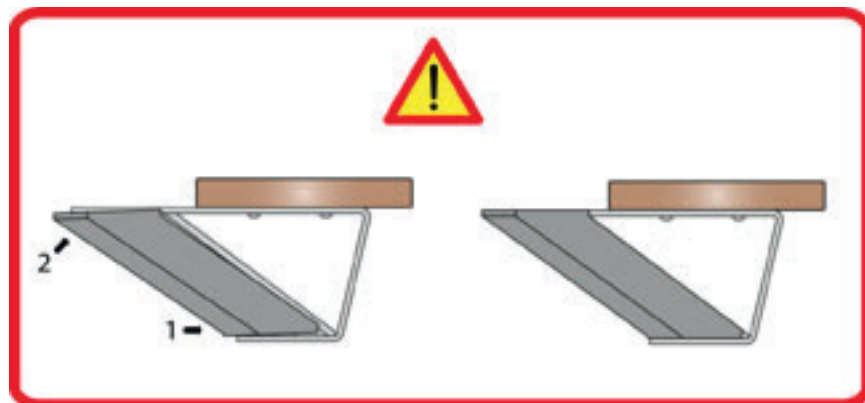
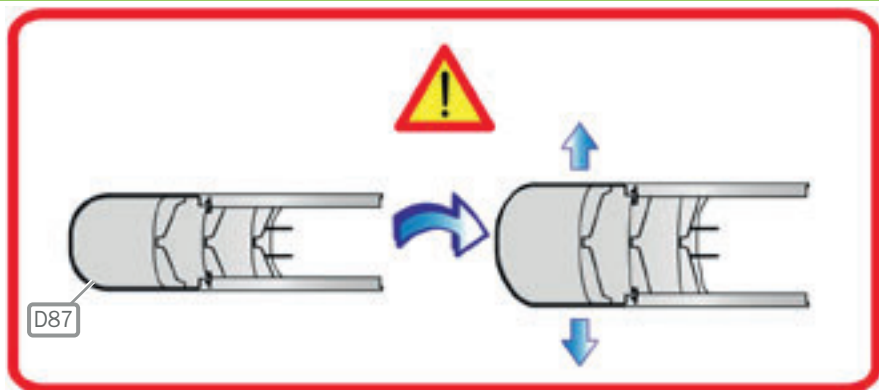


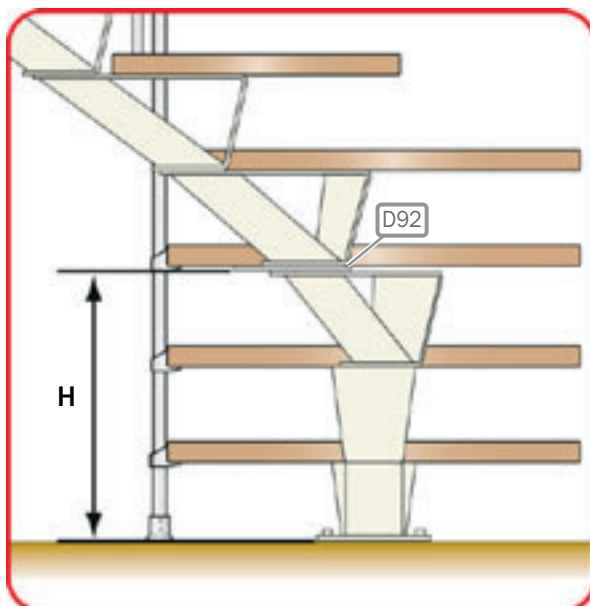
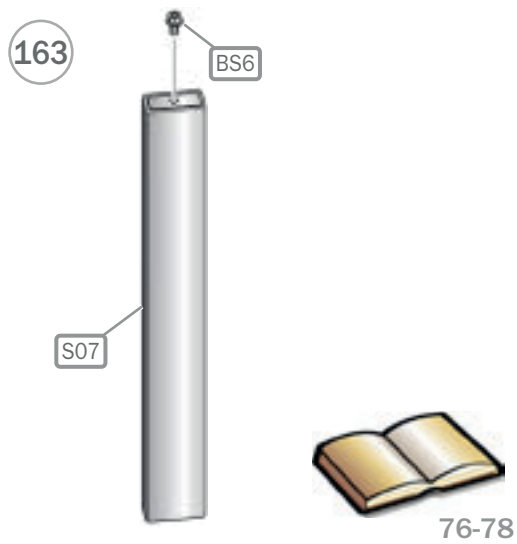
159



160








164

H - 3 mm
(H - 1/8")



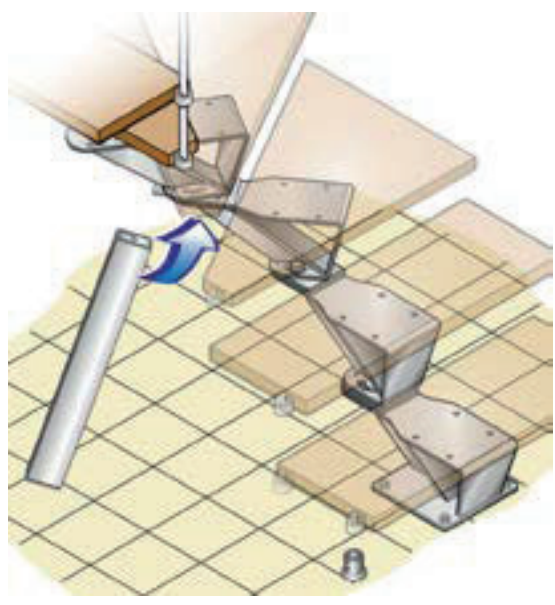
165

S07

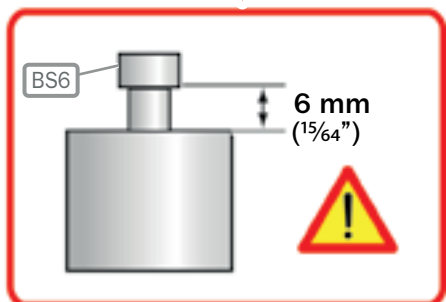
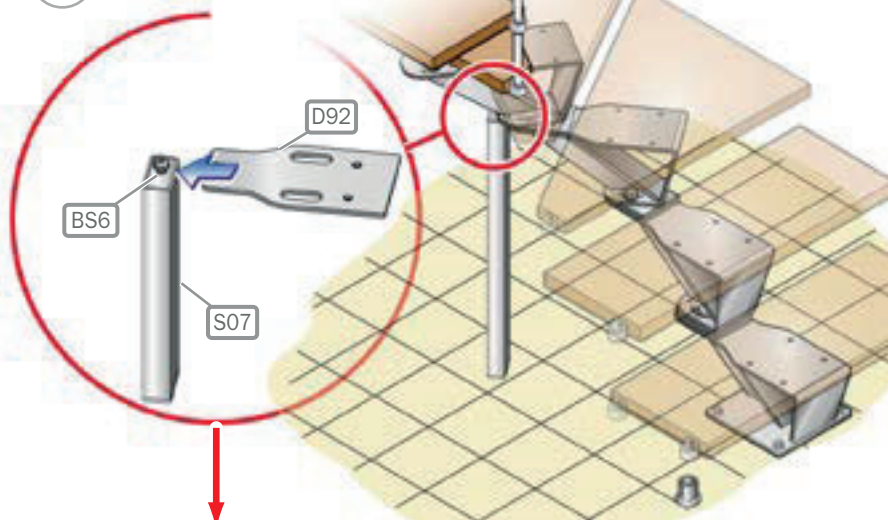
D91



166



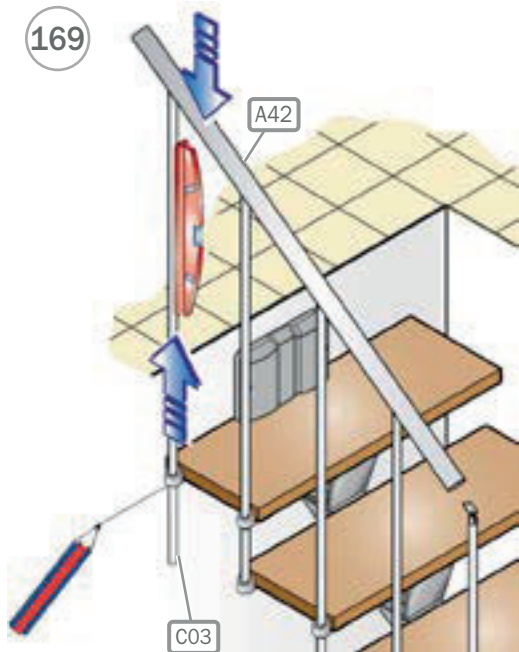
167



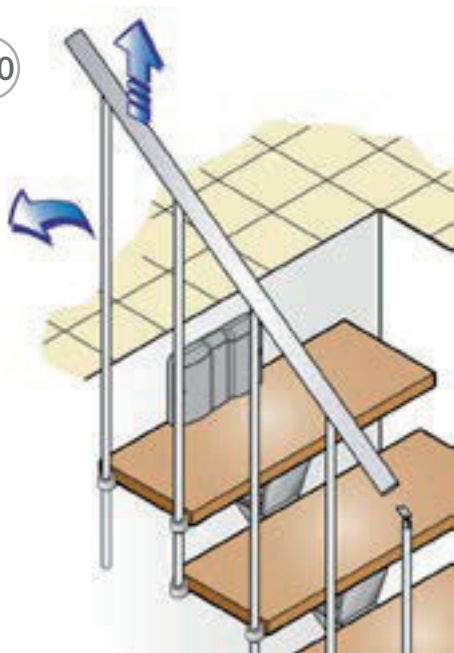
168



169



170



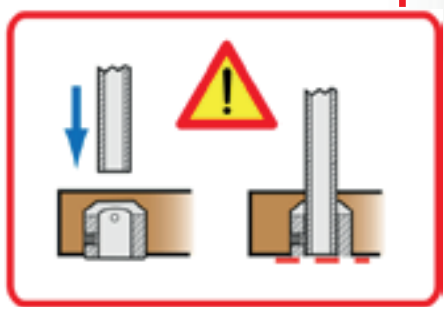
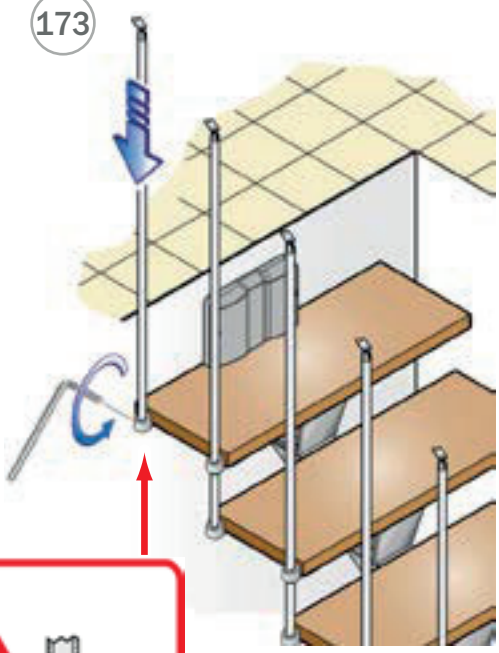
171



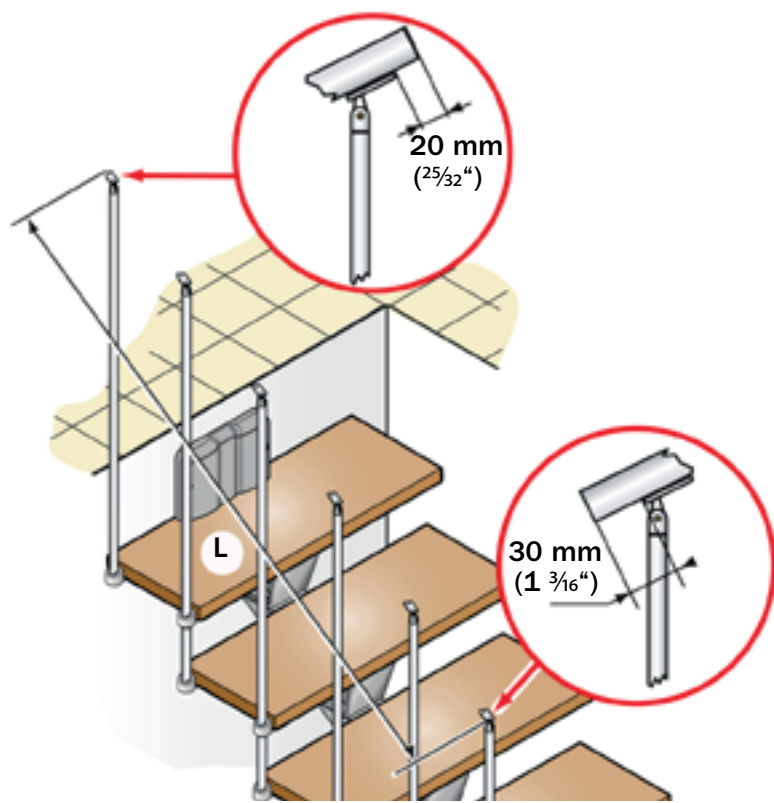
172



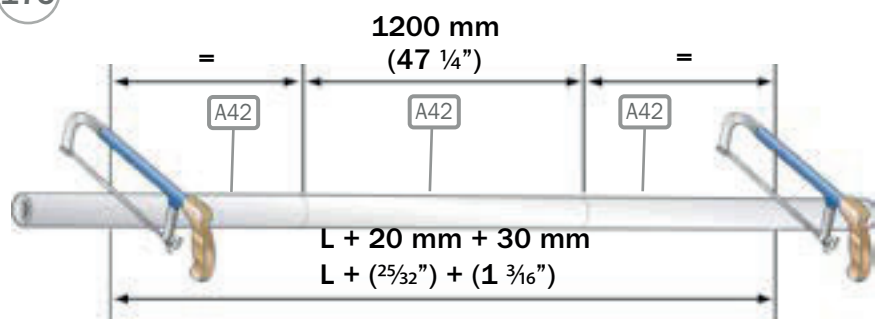
173



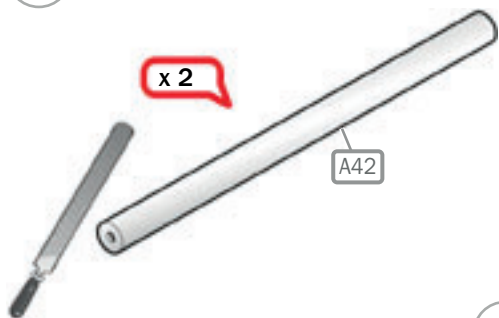
174



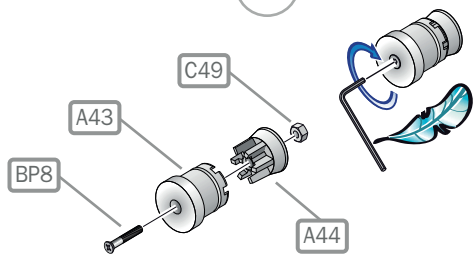
175



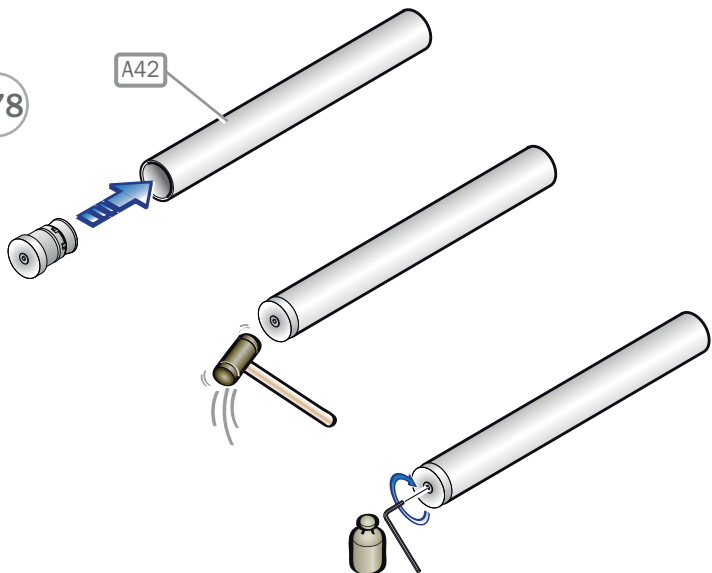
176

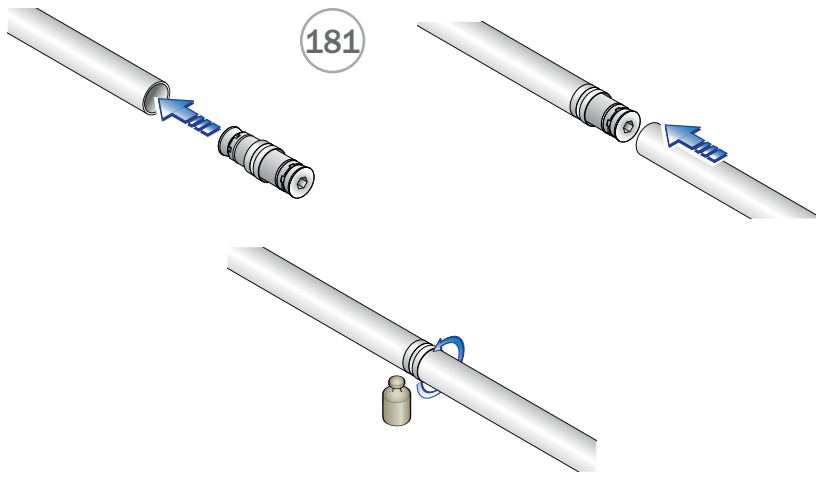
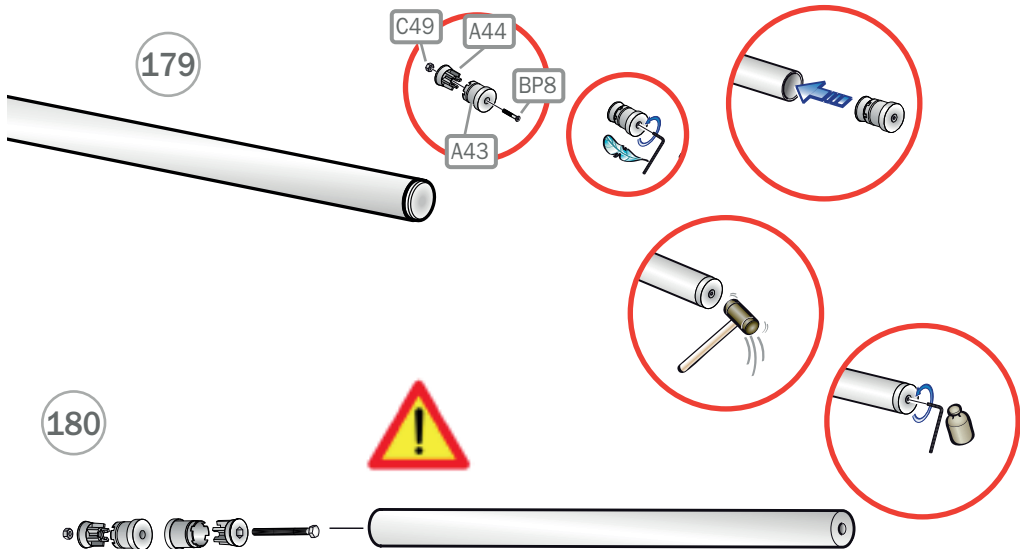


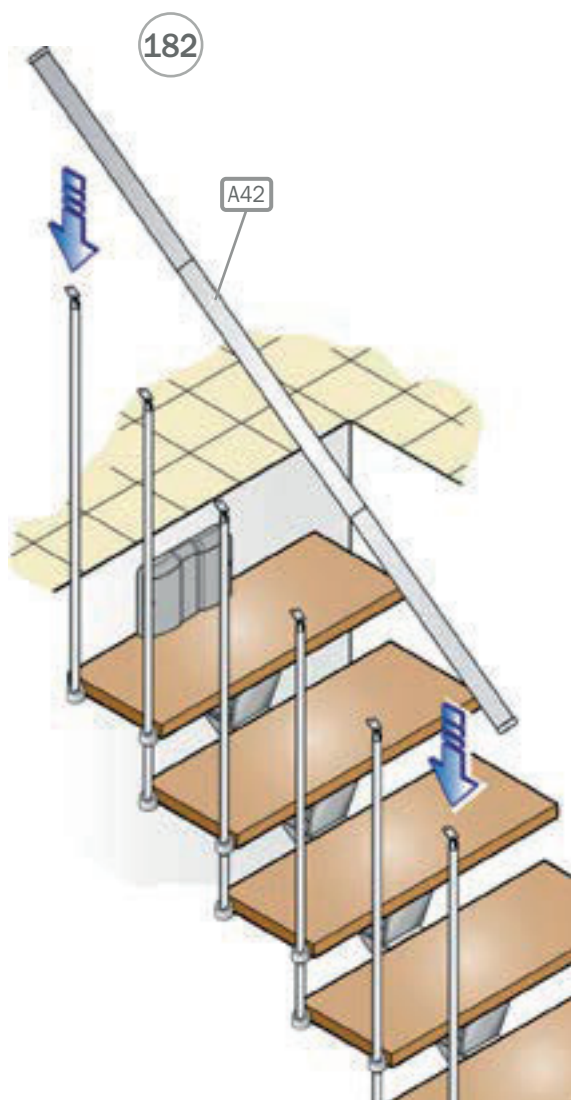
177



178



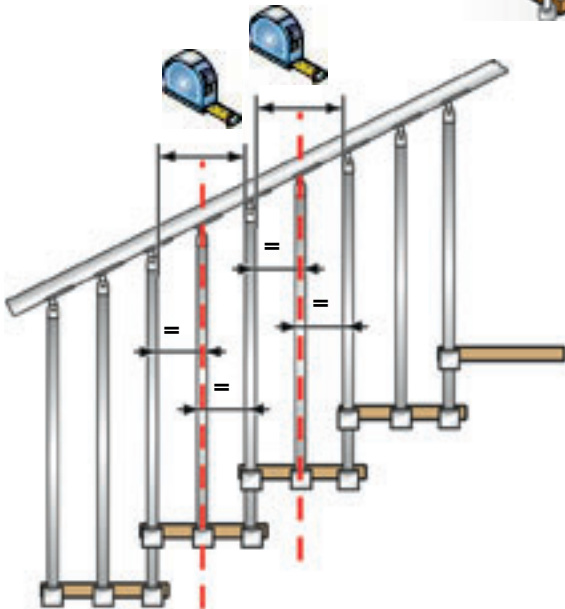


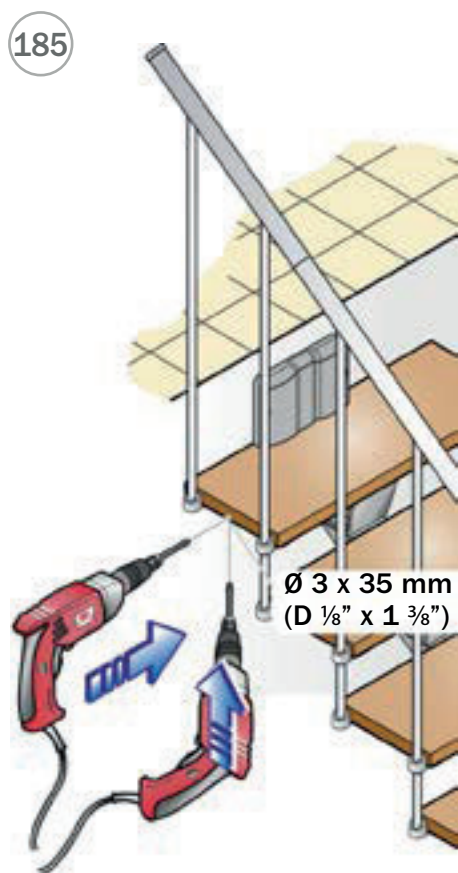


183

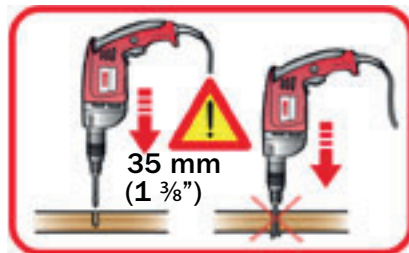
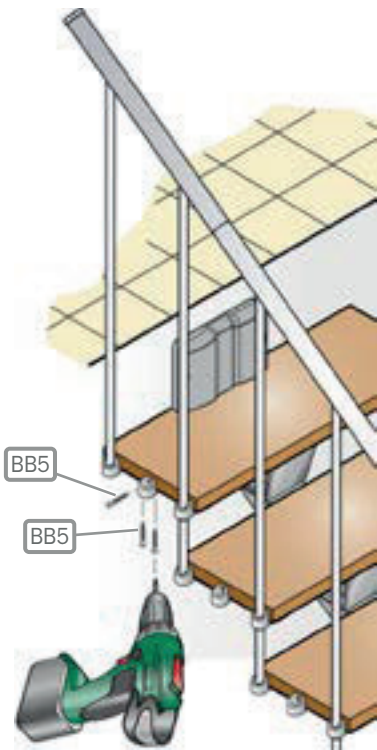


X 2
Ø 3 X 100 mm

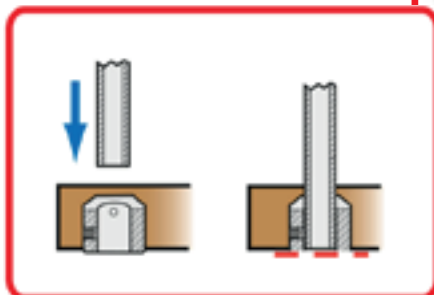
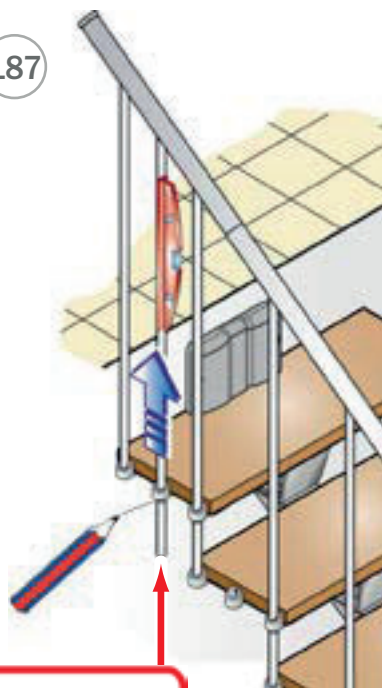




186



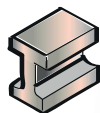
187



188



189

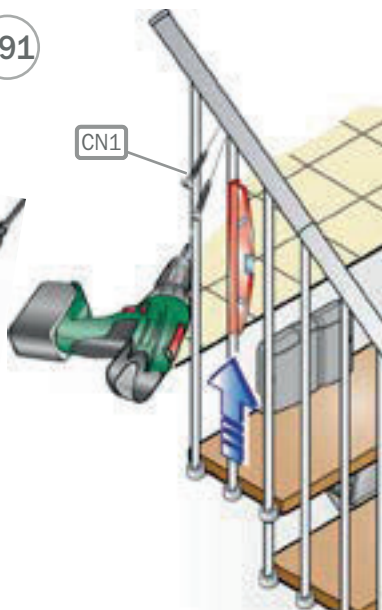


X 2
Ø 3 X 100 mm

190



191



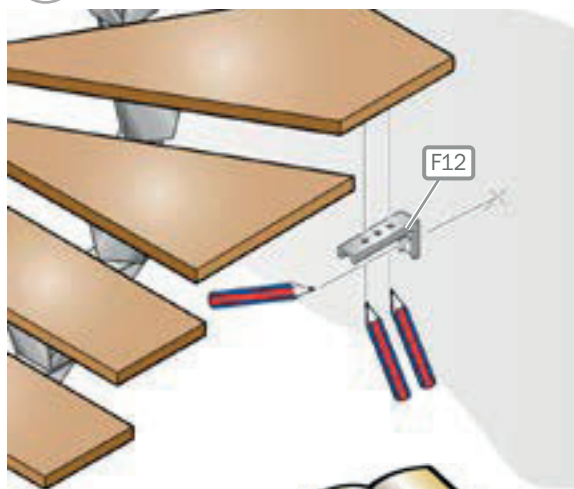
192



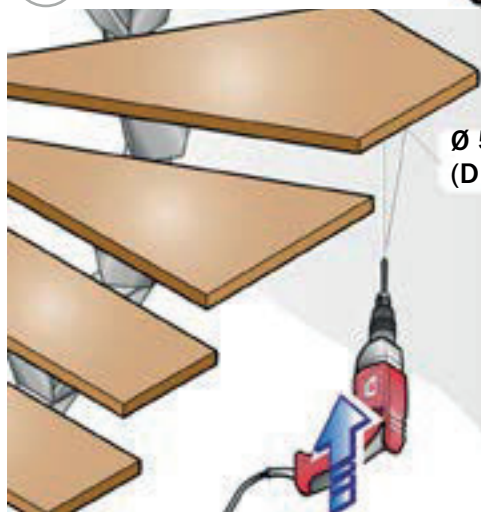
193



194

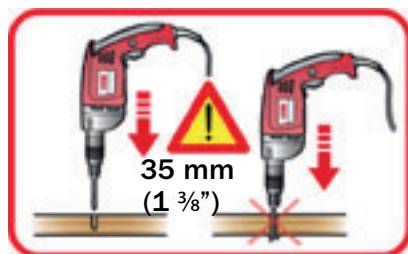


195

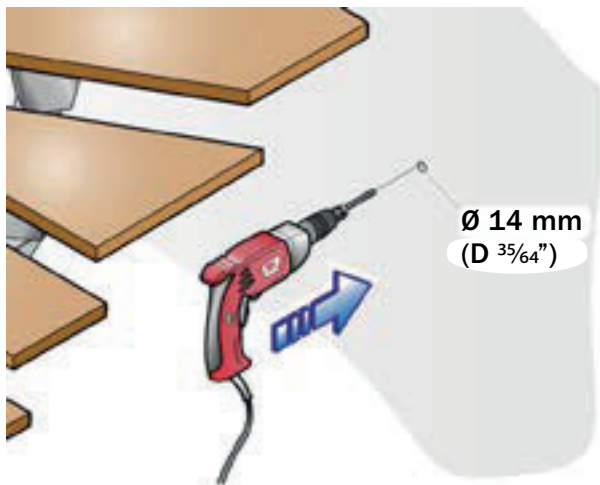


Ø 5 x 35 mm
(D 7/32" x 9/64")

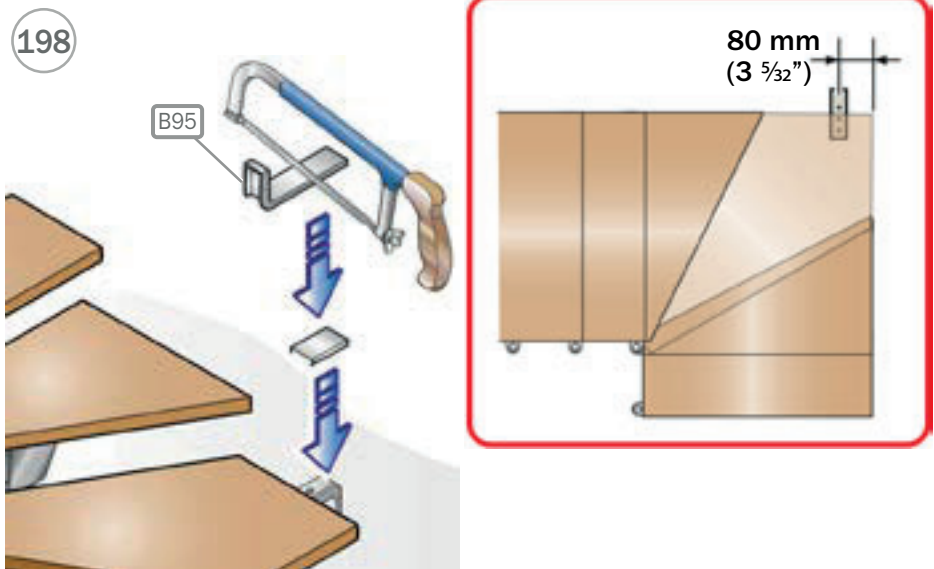
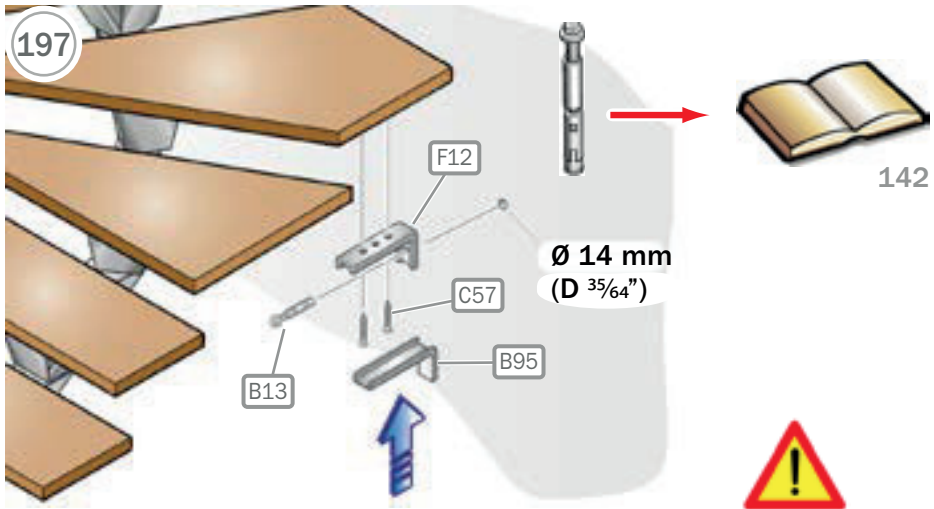
134

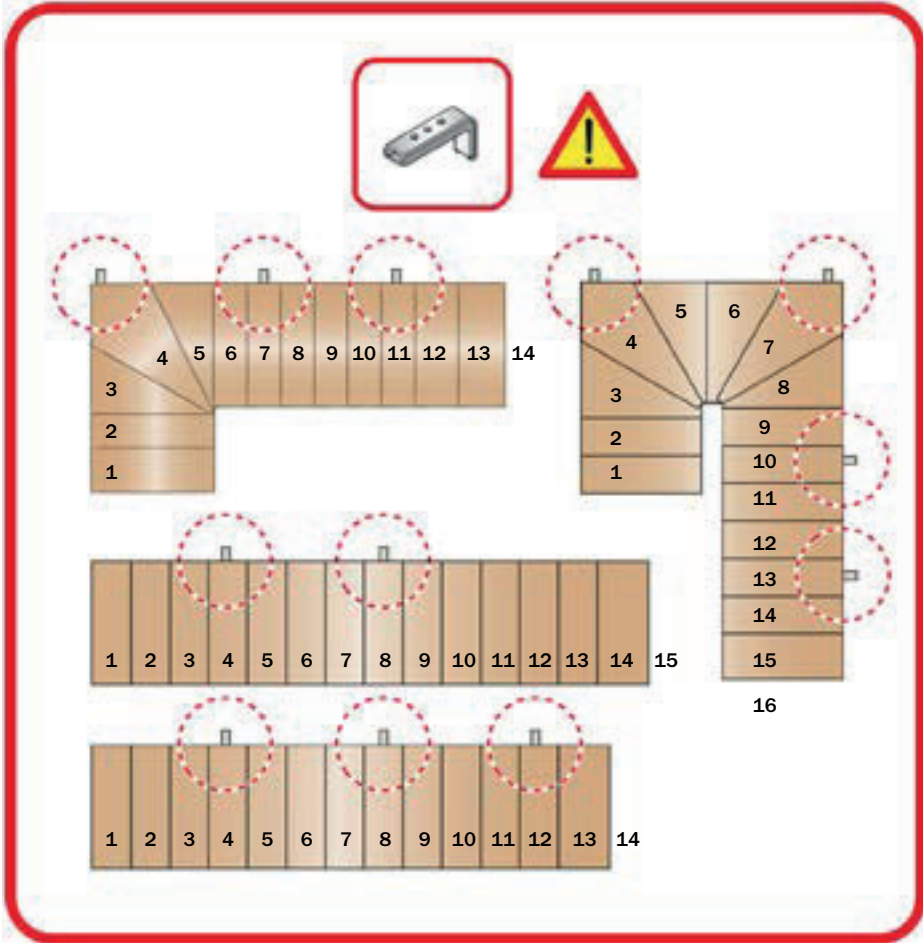


196

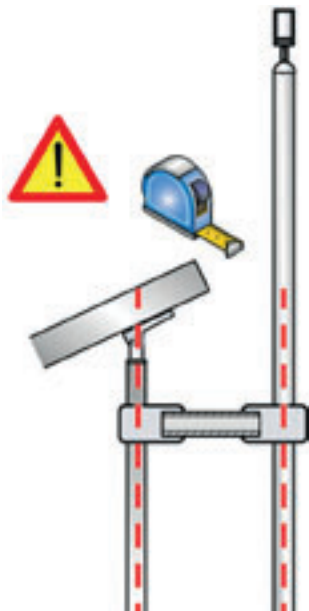


Ø 14 mm
(D 35/64")

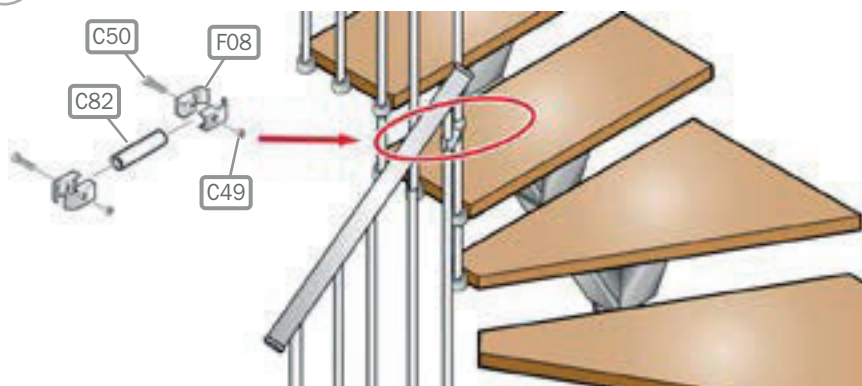




199



200



201

Ø 8 x 50 mm
(D 5/16" x 1 3/32")

B12

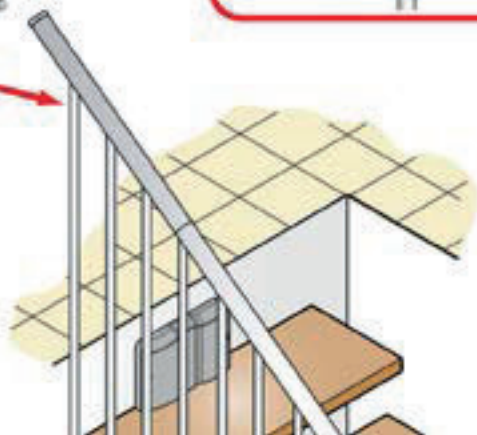
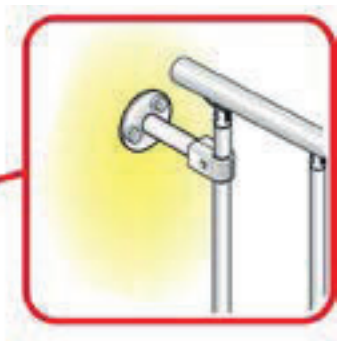
F09

C50

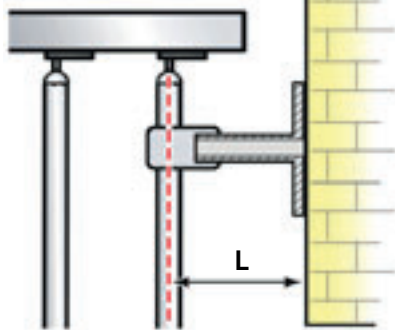
C58

C49

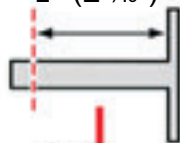
F08

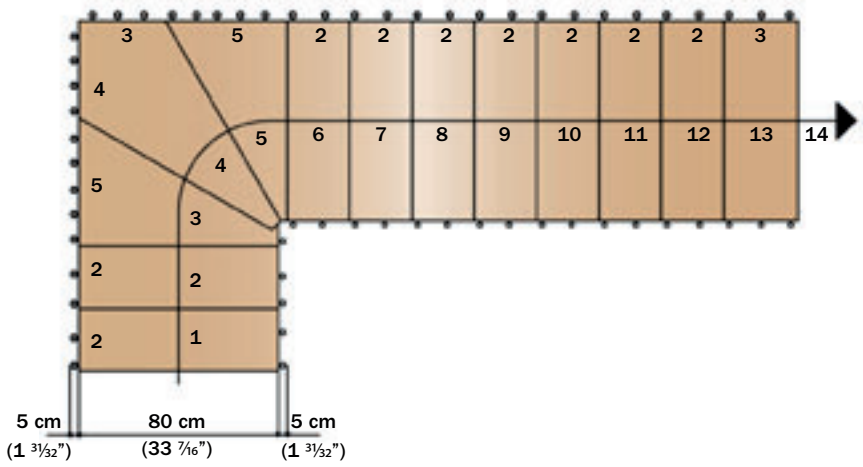
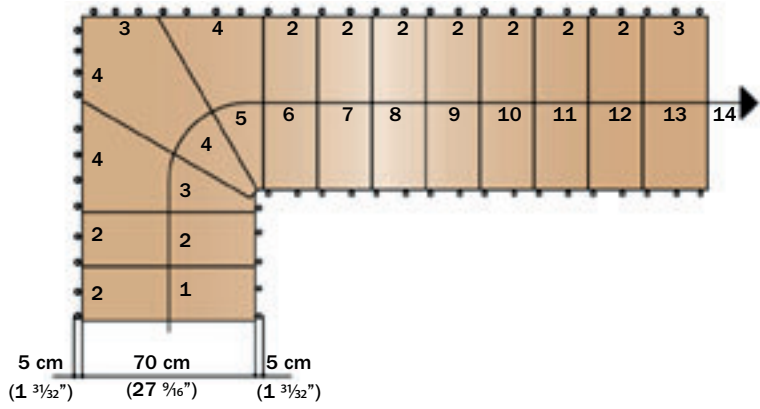


202



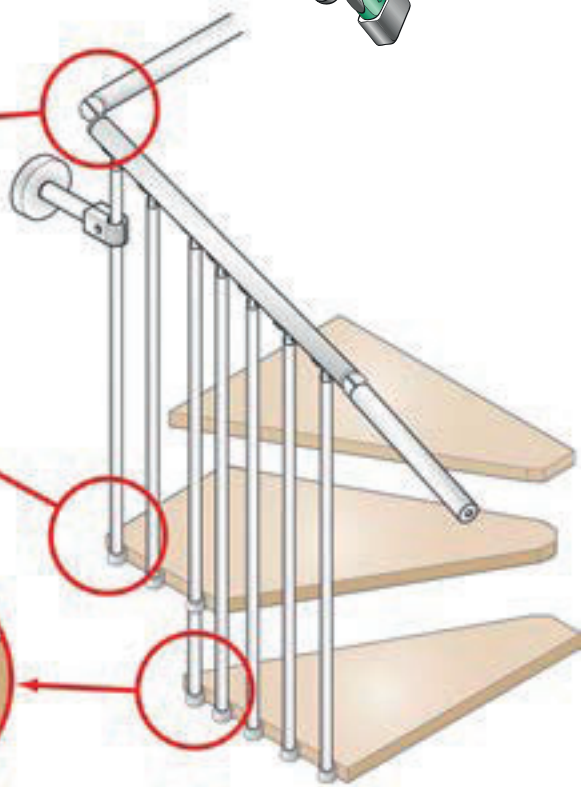
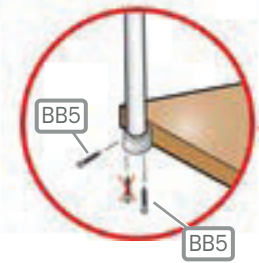
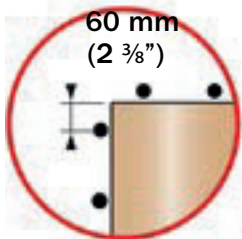
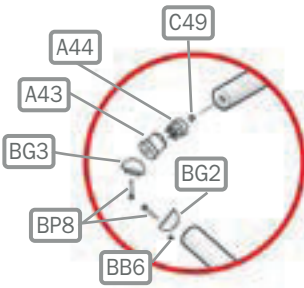
L - 30 mm
L - (1 3/16")

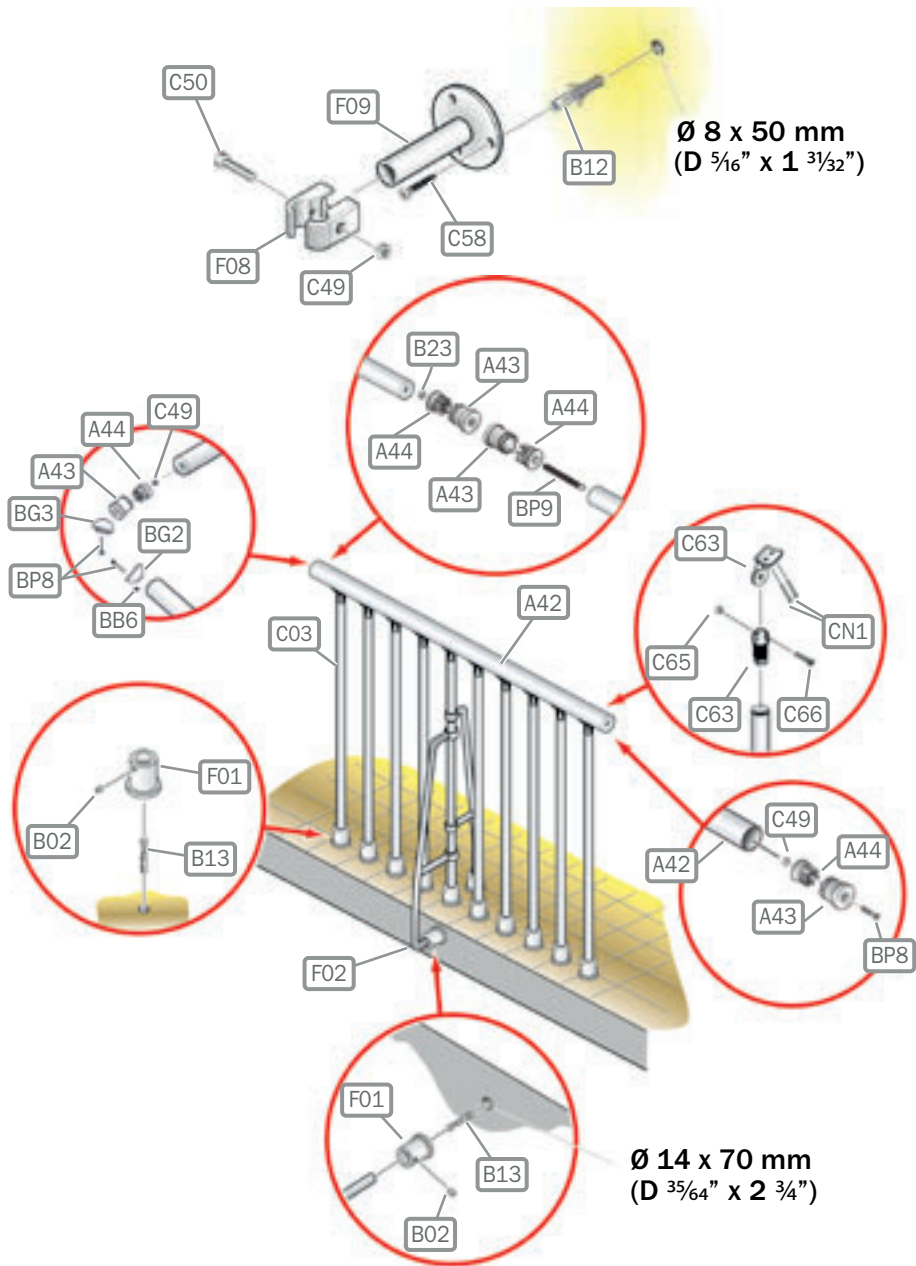


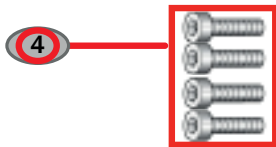


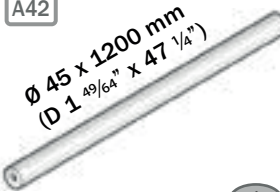

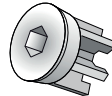

























Ø 6 mm
(D 15/64")

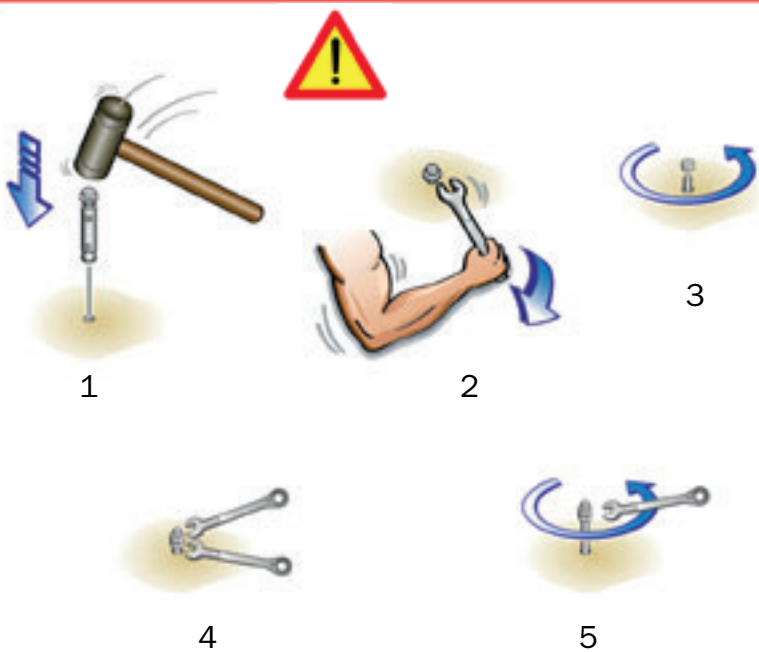






	<p>A42</p> <p>$\varnothing 45 \times 1200 \text{ mm}$ (D 1 ⁴⁹/₆₄" x 47 ¹/₄")</p>  <p>1</p>	<p>A43</p>  <p>6</p>
<p>A44</p>  <p>6</p>	<p>B02</p>  <p>6 x 6 mm (¹⁵/₆₄" x ¹⁵/₆₄")</p> <p>13</p>	<p>B12</p>  <p>$\varnothing 8 \text{ mm}$ (D ⁵/₁₆")</p> <p>3</p>
<p>B13</p>  <p>M8 mm (M ⁵/₁₆")</p> <p>1</p>	<p>B23</p>  <p>M8 mm (M ⁵/₁₆")</p> <p>1</p>	<p>B87</p>  <p>M6 mm (M ¹⁵/₆₄")</p> <p>10</p>
<p>BB6</p>  <p>1</p>	<p>BG2</p>  <p>1</p>	<p>BG3</p>  <p>1</p>

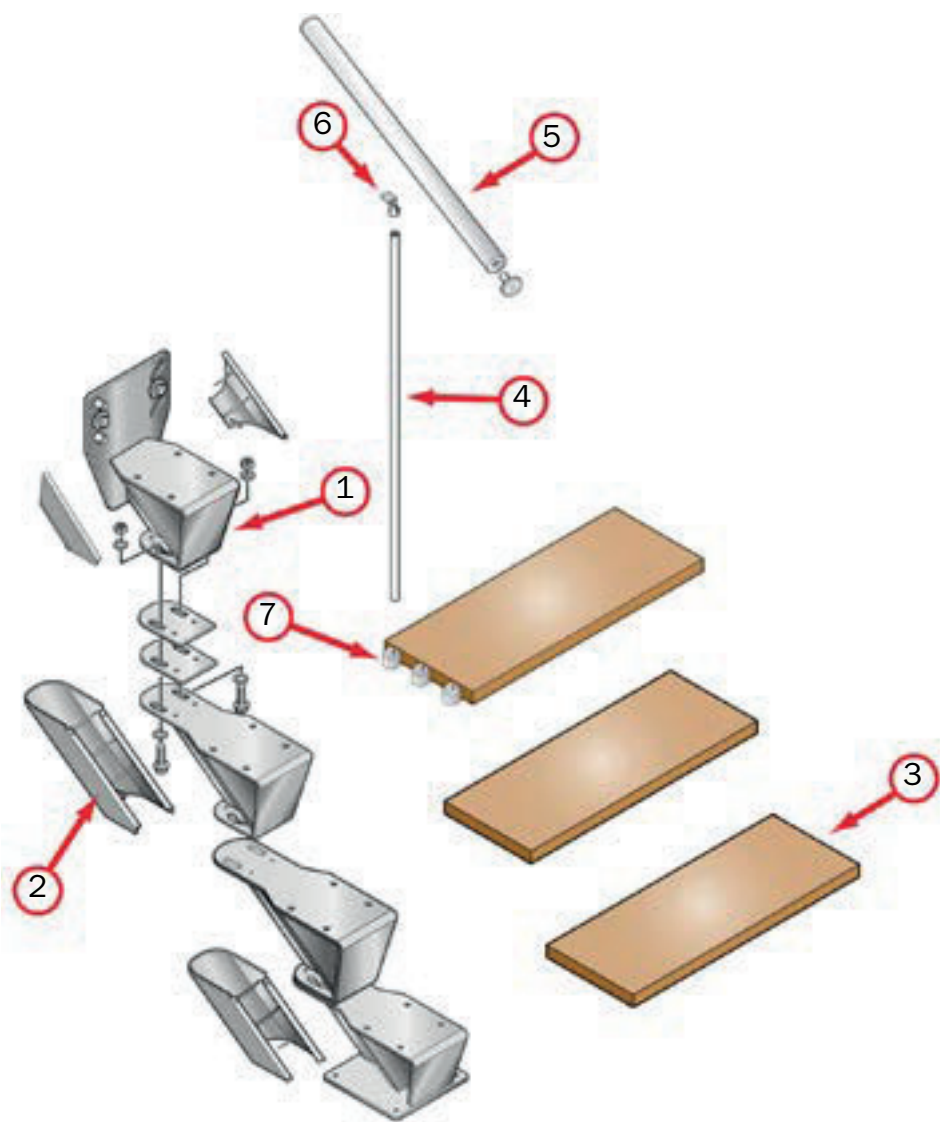
<p>BP8</p>  <p>4</p>	<p>BP9</p>  <p>1</p>	<p>C03</p> <p>$\varnothing 20 \times 935 \text{ mm}$ ($D^{25/32} \times 36^{13/16}$)</p>  <p>10</p>
<p>C49</p>  <p>M6 mm ($M^{15/64}$)</p> <p>5</p>	<p>C50</p>  <p>M6 x 25 mm ($M^{15/64} \times 63/64$)</p> <p>1</p>	<p>C58</p>  <p>M6 x 40 mm ($M^{15/64} \times 1^{37/64}$)</p> <p>3</p>
<p>C63</p>  <p>10</p>	<p>C65</p>  <p>M4 mm ($M^{5/32}$)</p> <p>10</p>	<p>C66</p>  <p>M4 x 14 mm ($M^{5/32} \times 35/64$)</p> <p>10</p>
<p>CN1</p>  <p>M3,5 x 20 mm ($M^{9/64} \times 25/32$)</p> <p>24</p>	<p>F01</p>  <p>11</p>	<p>F02</p>  <p>1</p>
<p>F08</p>  <p>2</p>	<p>F09</p>  <p>1</p>	<p>X01</p>  <p>1</p>





Italiano	DATI IDENTIFICATIVI DEL PRODOTTO
Français	DONNÉES D'IDENTIFICATION DU PRODUIT
English	PRODUCT DETAILS
Español	DATOS DE IDENTIFICACIÓN DEL PRODUCTO
Deutsch	PRODUKTEIGENSCHAFTEN
Svenska	PRODUKTDETALJER
Dansk	PRODUKTETS IDENTIFIKATIONSDATA
Norsk	PRODUKTINFORMASJON
Suomi	TUOTTEEN TUNNISTETIEDOT





IT)

dati identificativi del prodotto

denominazione commerciale: **MAS 030**

tipologia: scala a giorno con gradini rettilinei, a ventaglio e rotazione delle rampe

materiali impiegati

STRUTTURA

descrizione

composta da supporti **(1)** metallici assemblati fra di loro con bulloni

materiali

supporti metallici: Fe 370

fissaggi **(2)**: ABS

finitura

supporti metallici: verniciatura a forno con polveri epossidiche

GRADINI

descrizione

gradini **(3)** in legno, rettilinei e a ventaglio assemblati alla struttura con bulloni

materiali

multistrato di betulla / faggio / frassino / rovere

RINGHIERA

descrizione

composta da colonnine **(4)** verticali in metallo fissate ai gradini **(3)** e da un corrimano **(5)** di ferro

materiali

colonnine **(4)**: Fe 370

corrimano **(5)**: Fe 360

fissaggi **(6)** **(7)**: nylon

finitura

colonnine e corrimano: verniciatura a forno con polveri epossidiche

PULIZIA E MANUTENZIONE OBBLIGATORIA

Eseguire la pulizia della scala alla prima comparsa di macchie di sporco e depositi di polvere e periodicamente almeno ogni 6 mesi con panno morbido inumidito in acqua e detersivi specifici non abrasivi ed aggressivi. NON usare mai pagliette abrasive o in ferro. Pulire ed asciugare accuratamente dopo il lavaggio con un panno in microfibra al fine di eliminare gli aloni del calcare presente nell'acqua. Dopo circa 12 mesi dalla data di installazione, controllare il serraggio della viteria dei vari componenti. Al verificarsi di qualsiasi minimo malfunzionamento è obbligatorio effettuare una manutenzione straordinaria, da eseguire subito e a regola d'arte.

PRECAUZIONI D'USO

Evitare usi impropri e non consono al prodotto. Eventuali manomissioni o installazioni non rispondenti alle istruzioni del produttore possono inficiare le conformità prestabilite del prodotto.

FR)

données d'identification du produit

denomination commerciale : **MAS 030**

typologie: escalier à volée avec marches rectilignes, en éventail et rotation des volées

matériaux utilisés

STRUCTURE

description

composée de supports **(1)** métalliques assemblés entre eux par boulonnage

matériaux

supports métalliques : Fe 370

fixations **(2)** : ABS

finition

supports : vernissage à chaud avec poudres époxy

MARCHES

description

marches **(3)** rectilignes, en éventail assemblées à la structure par boulonnage

matériaux

contreplaqué bouleau / hêtre / frêne / chêne

GARDE-CORPS

description

composé de colonnettes **(4)** verticales en metal fixées aux marches **(3)** d'une main courante en acier **(5)**

matériaux

colonnettes **(4)** : Fe 370

main courante **(5)** : Fe 360

fixations **(6)** **(7)** : nylon

finition

colonnettes et main courante : vernissage à chaud avec poudres époxy

NETTOYAGE ET MAINTENANCE OBLIGATOIRE

Nettoyer les marches dès que des taches de saleté ou des dépôts de poussière apparaissent ; effectuer également un nettoyage périodique, tous les 6 mois, à l'aide d'un chiffon doux, humecté d'eau et de détergents spécifiques non abrasifs et non agressifs. **NE JAMAIS** utiliser de la paille de fer abrasive. Après lavage, nettoyer et essuyer soigneusement avec un chiffon en microfibra, afin d'éliminer les auréoles provoquées par le calcaire contenu dans l'eau. Environ 12 mois après la date d'installation, contrôler le serrage des vis des différents composants. À la moindre défaillance, il est obligatoire d'effectuer immédiatement une maintenance corrective, dans les règles de l'art.

PRECAUTION D'UTILISATION

Eviter l'utilisation improprie et non conforme au produit. D'éventuelles alterations ou installations non correspondantes aux instructions du producteur peuvent invalider les conformités préétablies du produit

mas 030 ferro

EN)

product details

trade name: **MAS 030**

type: flight with straight and fan-shaped treads, flight rotation

materials used

STRUCTURE

description

composed of metal supports **(1)** assembled between themselves by bolts

materials

metal supports: Fe 370

fixings **(2)**: ABS

finishing

supports: oven varnishing with epoxy powders

TREADS

description

straight treads **(3)** in solid beech, fan-shaped assembled to the structure by bolts

materials

birch plywood / beech / ash / oak

RAILING

description

composed of vertical metal balusters **(4)** fixed to the treads **(3)** and of a steel handrail **(5)**

materials

balusters **(4)**: Fe 370

handrail **(5)**: Fe 360

fixings **(6)** **(7)**: nylon

finishing

balusters and handrail: oven varnishing with epoxy powders

OBLIGATORY CLEANING AND MAINTENANCE

Clean the treads as soon as dirt spots and dust deposits appear and at least every 6 months using a soft cloth moistened with water and specific non-abrasive and non-aggressive detergents. NEVER use abrasive scourers. After cleaning, thoroughly dry the surfaces with a microfibre cloth to remove the haloes that form because of the limestone in the water. Approximately 12 months from the date of installation, check tightness of the screws of the various components. Should even the smallest malfunction occur, it is obligatory to immediately and professionally carry out extraordinary maintenance.

USE PRECAUTION

Avoid any improper use that is not in accordance with the product. Possible violations or installations which don't comply with the providers instructions can invalidate the agreed product conformities.

ES)

datos de identificación del producto

denominación comercial: **MAS 030**

tipo: escalera abierta con peldaños rectilíneos, en abanico y rotación de los tramos

materiales empleados

ESTRUCTURA

descripción

compuesta por soportes **(1)** metálicos ensamblados unos con otros mediante pernos

materiales

soportes metálicos: Fe 370

fijaciones **(2)**: ABS

acabado

soportes metálicos: barnizado en horno con polvos epoxídicos

PELDAÑOS

descripción

peldaños **(3)** rectilíneos y en abanico, ensamblados a la estructura mediante pernos

materiales

multicapa de abedul / haya / fresno / roble

BARANDILLA

descripción

compuesta por barrotes **(4)** verticales de metal fijados a los peldaños **(3)** y por un pasamanos **(5)** de acero

materiales

barrotes **(4)**: Fe 370

pasamanos **(5)**: Fe 360

fijaciones **(6)** **(7)**: nylon

acabado

barrotes y pasamanos: barnizado en horno con polvos epoxídicos

LIMPIEZA Y MANTENIMIENTO OBLIGATORIO

Realizar la limpieza de la escalera en cuanto aparezcan manchas de suciedad y depósitos de polvo, y periódicamente al menos cada 6 meses, con un paño suave humedecido en agua y detergentes específicos no abrasivos ni agresivos. NO utilizar nunca lanas abrasivas o de hierro. Limpiar y secar bien después del lavado utilizando un paño de microfibra para eliminar las aureolas de cal dejadas por el agua. Transcurridos unos 12 meses desde la fecha de instalación, comprobar que los tornillos que fijan las distintas partes sigan bien apretados. Ante el menor defecto de funcionamiento, es obligatorio realizar un mantenimiento extraordinario según las reglas del arte.

PRECAUCIONES DE USO

Evitar usos impropios y no conformes con el producto. Eventuales manipulaciones o instalaciones que no cumplan con las instrucciones del fabricante pueden menoscabar las cualidades certificadas en las pruebas de conformidad a las que previamente fue sometido el producto.

DE)

Produkteigenschaften

kommerzielle Bezeichnung: **MAS 030**

Typologie: Mittelholmtrepp mit geraden und fächerförmigen angeordnete Stufen, Wenedelung der Treppenläufe

verwendete Materialien

STRUKTUR

Beschreibung

bestehend aus Metallunterkonstruktionsteilen (1), die anhand von Bolzen miteinander verbunden werden

Materialien

Metallunterkonstruktionsteile: Fe 370

Befestigungen (2): ABS

Ausführung

Unterkonstruktionsteile: Pulverbeschichtung mit Epoxydharzen

STUFEN

Beschreibung

gerade und fächerförmige Stufen (3), die an der Struktur mittels Bolzen befestigt sind

Materialien

Mehrschichtbirkenholz / Buche / Esche / Eiche

GELÄNDER

Beschreibung

bestehend aus senkrechten Geländerstäben (4) aus Metall, die an den Stufen (3) und am metall-Handlauf (5) befestigt sind

Materialien

Geländerstäbe (4): Fe 370

Handlauf (5): Fe 360

Befestigungen (6) (7): Nylon

Ausführung

Geländerstäbe und handlauf: Pulverbeschichtung mit Epoxydharzen

REINIGUNG UND VORGESCHRIEBENE INSTANDHALTUNG

Die Treppe sofort reinigen wenn Schmutzfl ecken und Staubansammlungen entstehen und sie mindestens alle 6 Monate mit einem weichen, mit Wasser und einem spezifischen, weder scheuernden, noch aggressiven Reinigungsmittel befeuchteten Lappen abzuwischen. NIEMALS scheuernde Eisenschwämme verwenden. Nach der Feuchtreinigung mit einem Mikrofasertuch sorgfältig nachtrocknen, um die Schlierenbildung durch kalkhaltiges Wasser zu vermeiden. 12 Monate nach der Montage das Anzugsmoment der Schrauben der verschiedenen Komponenten kontrollieren. Bei Auftreten einer noch so geringen Funktionsstörung muss unbedingt sofort eine fachgerechte außerordentliche Instandhaltung durchgeführt werden.

VORSICHTSMAßNAHMEN FÜR DIE ANWENDUNG

Die falsche und unangemessene Verwendung des Produkts vermeiden. Eventuelle Beschädigungen oder nicht der Montageanleitung des Herstellers gemässe Einrichtungen können die vorgegebene Produktkonformität für ungültig erklären.

SV)

produktens identifieringsdata

kommersiell benämning: **MAS 030**

typ: öppen trappa med raka trappsteg, spiraltrappa och av rotationstyp

använt material

KONSTRUKTIONEN

beskrivning

består av metallstöd (1) som sitter ihop med varandra med bultar

material

metallstöd: Fe 370

fästånordningar (2): ABS

ytbehandling

stöd: ugnslackerade med epoxipulver

TRAPPSTEG

beskrivning

trappsteg (3) av typ rak eller spiralformad, monterade på stammen med bultar

material

björkplywood / bok / durmast / aska

RÄCKE

beskrivning

bestående av vertikala stolpar (4) av metall som sitter fast på trappstegen (3) och en ledstång (5) av acier (5)

material

stolpar (4): Fe 370

ledstång (5) : Fe 360

fästånordningar (6) (7): nylon

ytbehandling

stolpar och ledstång: ugnslackerade med epoxipulver

NÖDVÄNDIG RENGÖRING OCH UNDERHÅLL

Rengör trappan vid första smutsfläck eller när damm samlas, och regelbundet minst var 6:e månad. Rengör med en trasa fuktad med vatten och lämpligt rengöringsmedel som inte är slipande eller frätande. **Använd aldrig** slipande svampar eller stålull. Rengör och torka noggrant efter rengöring med en mikrofiberduk för att undvika kalkfläckar från vattnet. Kontrollera åtdragningen av skruvarna för de olika komponenterna efter 12 månader. Vid varje typ av felfunktion är det obligatoriskt att utföra ett extra underhåll. Detta ska utföras omedelbart och på ett yrkesmannamässigt sätt.

ANVÄNDNINGSFÖRESKRIFTER

Undvik att använda produkten på ett olämpligt sätt. Eventuell mixtring eller installation som inte överensstämmer med tillverkarens anvisningar kan leda till att överensstämmelsekraven som har fastställts för produkten inte längre gäller.

NO)

produktinformasjon

produktnavn: **MAS 030**

karakteristikk: åpen trapp med rettlinjede trappetrinn, vifteformet og roterende trappeløp

produksjonsmaterialer

STRUKTUR

beskrivelse

sammensatt av metallstøtter (1) festet sammen med bolter

materialer

metallstøtter: Fe 370

fester (2): ABS

finish

støtter: ovnlakkert med epoksyulver

TRAPPETRINN

beskrivelse

rettlinjede trinn (3) vifteformet og montert på strukturen med bolter

materialer

kryssfinér i bjørk / bøk / vintereik / aske

REKKVERK

beskrivelse

sammensatt av loddrette spiler i metall (4) festet i trappetrinnene (3), og en håndløper (5) i metall

materialer

spiler (4): Fe 370

håndløper (5): Fe 360

fester (6) (7): nylon

finish

spiler og håndløper: ovnlakkert med epoksyulver

RENGJØRING OG NØDVENDIG VEDLIKEHOLD

Rengjør trappen straks det oppstår flekker eller støvansamlinger. Trappen må dessuten rengjøres jevnlige minst hver 6. måned med en myk klut fuktet med vann og spesielle milde rengjøringsmidler som ikke lager riper. Bruk **IKKE** rengjøringsvapper med slipeeffekt eller stålull. Skyll og tørk omhyggelig med en mikrofiberklut etter rengjøringen, slik at alle kalkholdige vannflekker fjernes. Kontrollerer etter ca. 12 måneder fra installasjonen, at skruene i de forskjellige komponentene er korrekt strammet. Så snart man oppdager den minste funksjonsfeil må det utføres et forskriftsmessig ekstraordinært vedlikeholdsinngrep.

FORHOLDSREGLER VED BRUK

Unngå uriktig og uegnet bruk av produktet. Eventuelle endringer eller innstillinger som ikke er i samsvar med produsentens anvisninger vil kunne medføre at de forhåndsdefinerte produktkonformitetene blir ugyldiggjort.

FI)

tuotteen tunnistetiedot

kauppanimi: **MAS 030**

tyyppi: portaat suorilla ja kiertyvillä askelmilla, porrassyöksyen kierto

käytetyt materiaalit

RAKENNE

kuvaus

koostuu metallisista kannattimista (1), jotka kiinnitetään yhteen pulteilla

materiaalit

metalliset kannattimet: Fe 370

kiinnikkeet (2): ABS

viimeistely

kannattimet: maalaus uunissa epoksijauheilla

ASKELMAT

kuvaus

suorat tai kiertyvät askelmat (3) asennettu rakenteeseen pulteilla

materiaalit

koivuvaneri / massiivipyökkä / durmast / tuhka

KAIDE

kuvaus

koostuu askelmiin (3) kiinnitetyistä metallisista pystypinoista (4) sekä metalli: stå valmistetusta käsijohteesta (5)

materiaalit

pystypinnat (4): Fe 370

käsijohde (5): Fe 360

kiinnikkeet (6) (7): nailon

viimeistely

pystypinnat ja käsijohde: maalaus uunissa epoksijauheilla

PAKOLLINEN PUHDISTUS JA YLLÄPITO

Huolehdi portaiden puhdistuksesta ensimmäisten likatahrojen tai pölyjäämien ilmestyessä sekä säännöllisin väliajoin vähintään joka 6. kuukausi liinalla, joka on kostutettu miedon hankaamattoman pesuaineen ja veden muodostamassa liuoksessa. **ÄLÄ** koskaan käytä hankaavia tai metallisia sienä. Puhdista ja kuivaa huolellisesti pesun jälkeen mikrokuituliinalla, jotta poistetaan vesijäämien aikaansaamat kalkkiläikät. Noin 12 kuukauden kuluttua asennuksesta tarkista, että kaikki eri osien ruuvit ja mutterit ovat tiukalla. Mikäli havaitaan pienikin toimintahäiriö, on pakollista suorittaa ennakoimaton huolto, välittömästi ja tarvittavat toimenpiteet kunnolla suorittaen.

KÄYTÖN VAROITIMET

Vältä tuotteen sopimatonta käyttöä. Mahdolliset väärinkäytökset tai asennukset, jotka eivät vastaa valmistajan ohjeita, voivat aiheuttaa sen, että tuote ei vastaa sen ilmoitettuja ominaisuuksia.

DA)

produktets identifikationsdata

handelsbetegnelse: **MAS 030**

type: svingtrappe med retlinede, vifteformede trin og rotation af trappeløbene

brugte materialer

STRUKTUREN

beskrivelse

strukturen består af metalstøtter (1) som er sammensat med bolte

materialer

metalstøtter: Fe 370

fikseringer (2):ABS

finish

støtter: malet i ovn med epoxypulver

TRIN

beskrivelse

trin (3) retlinet vifteformet sammensat til strukturen med bolte

materialer

flerlags birk / bøgetræ / vintereg / aske

GELÆNDER

beskrivelse

gelænderet består af små lodrette metalstolper (4)

fikseret til trinene (3) og en håndliste i metal (5)

materialer

små stolper (4): Fe 370

håndliste (5): Fe 360

fikseringer (6) (7): nylon

finish

små stolper og håndliste: malet i ovn med epoxypulver

RENGØRING OG PÅBUDT VEDLIGEHOLDELSE

Trappen skal rengøres når de første tegn på tilsmudsning og af støvaflejringer fremkommer, og i hvert fald regelmæssigt for hver 6. måned med en blød klud vædet i vand og specifikke ikke ætsende eller aggressive rengøringsmidler. Der må ALDRIG bruges skure- eller stålsvampe. Rengør og tør omhyggeligt med en mikrofiberklud efter vask for at fjerne kalkaflejringerne, der findes i vandet. Efter ca. 12 måneder fra installationsdatoen, kontrolleres fikseringen på de forskellige komponenters skruer. I tilfælde af en hvilken som helst fejlfunktion, er det påbudt at udføre en ekstraordinær vedligeholdelse, der bør udføres omgående og i overensstemmelse med bedste praksis.

BRUGSHENVISNINGER

Undgå at bruge produktet forkert. Eventuelle fejlgreb eller installationer, som ikke er i overensstemmelse med producentens instruktioner, kan svække produktets fastsatte egenskaber.



**MAS
030
CORR
FER**

D.U.M.
12/2019

Fontanot S.p.A.
Sede legale ed amministrativa
via P. Paolo Pasolini, 6
47853 Cerasolo Ausa
Rimini, Italy

tel. +39.0541.90.61.11
fax. +39.0541.90.61.24
info@fontanot.it
www.fontanot.it

cod. 067877001

Design: Centro Ricerche Fontanot

Sistema aziendale Fontanot S.p.A.
certificato CSQ ISO-9001

