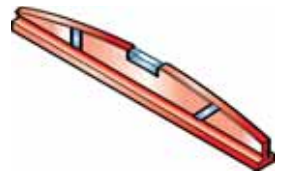


124





13 mm 19 mm
15 mm

2,5 mm 5 mm
3 mm 6 mm
4 mm 8 mm

6 mm 19 mm
8 mm 13 mm



PH 2

Ø 13 mm

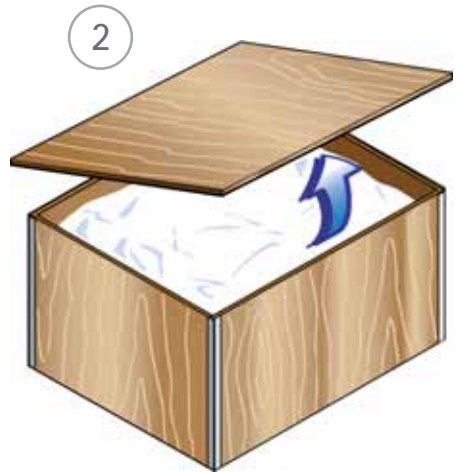
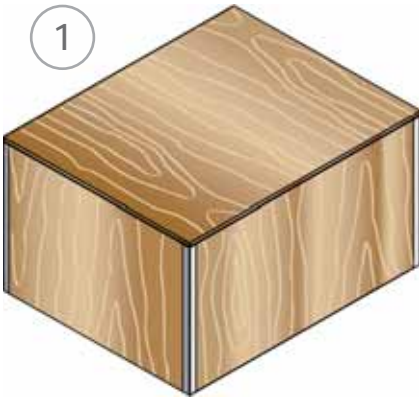


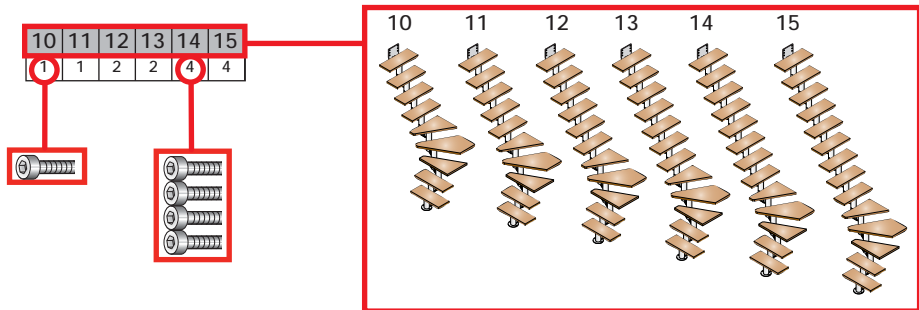
Ø 3 mm
Ø 5 mm



Ø 8 x 150 mm
Ø 14 x 150 mm







A09

10	11	12	13	14	15	
"I"	6	6	6	6	6	6
"L"	6	6	6	6	6	6
"U"	9	6	6	6	6	6

A11

10	11	12	13	14	15	
"I"	4	4	4	4	4	4
"L"	3	3	3	3	3	3
"U"	3	3	3	3	3	3

B02

10	11	12	13	14	15	
"I"	31	34	37	40	43	46
"L"	25	28	31	34	37	40
"U"	20	23	26	29	32	35

B12

10	11	12	13	14	15	
"I"	5	5	5	5	5	5
"L"	5	5	5	5	5	5
"U"	5	5	5	5	5	5

B13

10	11	12	13	14	15	
"I"	2	2	2	2	2	2
"L"	2	2	2	2	2	2
"U"	2	2	2	2	2	2

B30

10	11	12	13	14	15	
"I"	32	36	40	44	48	52
"L"	32	36	40	44	48	52
"U"	32	36	40	44	48	52

B35

10	11	12	13	14	15	
"I"	1	1	1	1	1	1
"L"	1	1	1	1	1	1
"U"	1	1	1	1	1	1

B49

10	11	12	13	14	15	
"I"	42	46	50	54	58	62
"L"	30	34	38	42	46	50
"U"	18	22	26	30	34	38

B51

10	11	12	13	14	15	
"I"	3	3	3	3	3	3
"L"	2	2	2	2	2	2
"U"	2	2	2	2	2	2

B65

	10	11	12	13	14	15
"I"	19	21	23	25	27	29
"L"	13	15	17	19	21	23
"U"	7	9	11	13	15	17

B71

	10	11	12	13	14	15
"I"	16	18	20	22	24	26
"L"	16	18	20	22	24	26
"U"	16	18	20	22	24	26

B75

	10	11	12	13	14	15
"I"	32	36	40	44	48	52
"L"	32	36	40	44	48	52
"U"	32	36	40	44	48	52

B82

	10	11	12	13	14	15
"I"	20	22	24	26	28	30
"L"	16	18	20	22	24	26
"U"	12	14	16	18	20	22

B89

	10	11	12	13	14	15
"I"	1	1	1	1	1	1
"L"	1	1	1	1	1	1
"U"	1	1	1	1	1	1

B95

	10	11	12	13	14	15
"I"	3	3	3	3	3	3
"L"	3	3	3	3	3	3
"U"	3	3	3	3	3	3

BL4

	10	11	12	13	14	15
"I"	1	1	1	1	1	1
"L"	1	1	1	1	1	1
"U"	1	1	1	1	1	1

BL5

	10	11	12	13	14	15
"I"	32	36	40	44	48	52
"L"	32	36	40	44	48	52
"U"	32	36	40	44	48	52

BL6

	10	11	12	13	14	15
"I"	32	36	40	44	48	52
"L"	32	36	40	44	48	52
"U"	32	36	40	44	48	52

BL7

	10	11	12	13	14	15
"I"	16	18	20	22	24	26
"L"	16	18	20	22	24	26
"U"	16	18	20	22	24	26

C03

	10	11	12	13	14	15
"I"	18	20	22	24	26	28
"L"	14	16	18	20	22	24
"U"	10	12	14	16	18	20

C13

	10	11	12	13	14	15
"I"	27	30	33	36	39	42
"L"	21	24	27	30	33	36
"U"	16	19	22	25	28	31

C43



	10	11	12	13	14	15
"I"	6	6	6	6	6	6
"L"	6	6	6	6	6	6
"U"	6	6	6	6	6	6

C49



	10	11	12	13	14	15
"I"	3	3	3	3	3	3
"L"	3	3	3	3	3	3
"U"	3	3	3	3	3	3

C50



	10	11	12	13	14	15
"I"	3	3	3	3	3	3
"L"	3	3	3	3	3	3
"U"	3	3	3	3	3	3

C54



	10	11	12	13	14	15
"I"	21	23	25	27	29	31
"L"	15	17	19	21	23	25
"U"	9	11	13	15	17	19

C57



	10	11	12	13	14	15
"I"	94	104	114	124	134	144
"L"	82	92	102	112	122	132
"U"	72	82	92	102	112	122

C58



	10	11	12	13	14	15
"I"	5	5	5	5	5	5
"L"	5	5	5	5	5	5
"U"	5	5	5	5	5	5

C59



	10	11	12	13	14	15
"I"	19	21	23	25	27	29
"L"	13	15	17	19	21	23
"U"	7	9	11	13	15	17

C81



	10	11	12	13	14	15
"I"	2	2	2	2	2	2
"L"	2	2	2	2	2	2
"U"	2	2	2	2	2	2

C83



	10	11	12	13	14	15
"I"	2	2	2	2	2	2
"L"	2	2	2	2	2	2
"U"	2	2	2	2	2	2

CF8



	10	11	12	13	14	15
"I"	16	18	20	22	24	26
"L"	16	18	20	22	24	26
"U"	16	18	20	22	24	26

D31



	10	11	12	13	14	15
"I"	1	1	1	1	1	1
"L"	1	1	1	1	1	1
"U"	1	1	1	1	1	1

D49



	10	11	12	13	14	15
"I"	3	3	3	3	3	3
"L"	3	3	3	3	3	3
"U"	3	3	3	3	3	3

F08



	10	11	12	13	14	15
"I"	6	6	6	6	6	6
"L"	6	6	6	6	6	6
"U"	6	6	6	6	6	6

F09



	10	11	12	13	14	15
"I"	1	1	1	1	1	1
"L"	1	1	1	1	1	1
"U"	1	1	1	1	1	1

F12



	10	11	12	13	14	15
"I"	2	2	2	2	2	2
"L"	2	2	2	2	2	2
"U"	2	2	2	2	2	2

F20



	10	11	12	13	14	15
"I"	4	4	4	4	4	4
"L"	4	4	4	4	4	4
"U"	4	4	4	4	4	4

F23



	10	11	12	13	14	15
"I"	25	28	31	34	37	40
"L"	19	22	25	28	31	34
"U"	14	17	20	23	26	29

F27



	10	11	12	13	14	15
"I"	2	2	2	2	2	2
"L"	2	2	2	2	2	2
"U"	2	2	2	2	2	2

F28



	10	11	12	13	14	15
"I"	2	2	2	2	2	2
"L"	2	2	2	2	2	2
"U"	2	2	2	2	2	2

F29



	10	11	12	13	14	15
"I"	2	2	2	2	2	2
"L"	2	2	2	2	2	2
"U"	2	2	2	2	2	2

F34



	10	11	12	13	14	15
"I"	2	2	2	2	2	2
"L"	2	2	2	2	2	2
"U"	2	2	2	2	2	2

G08



	10	11	12	13	14	15
"I"	1	1	1	1	1	1
"L"	1	1	1	1	1	1
"U"	1	1	1	1	1	1

L46



	10	11	12	13	14	15
"I"	9	10	11	12	13	14
"L"	6	7	8	9	10	11
"U"	3	4	5	6	7	8

L47



	10	11	12	13	14	15
"I"	0	0	0	0	0	0
"L"	1	1	1	1	1	1
"U"	2	2	2	2	2	2

L48



	10	11	12	13	14	15
"I"	0	0	0	0	0	0
"L"	1	1	1	1	1	1
"U"	2	2	2	2	2	2

L49



	10	11	12	13	14	15
"I"	0	0	0	0	0	0
"L"	1	1	1	1	1	1
"U"	2	2	2	2	2	2

N31



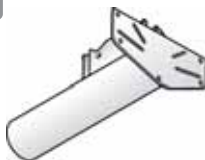
	10	11	12	13	14	15
"I"	8	9	10	11	12	13
"L"	8	9	10	11	12	13
"U"	8	9	10	11	12	13

N32



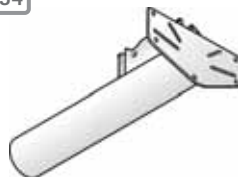
	10	11	12	13	14	15
"I"	1	1	1	1	1	1
"L"	1	1	1	1	1	1
"U"	1	1	1	1	1	1

N33



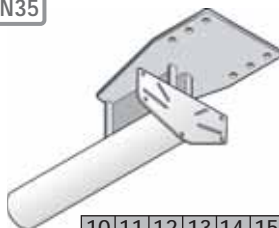
	10	11	12	13	14	15
"I"	1	1	1	1	1	1
"L"	1	1	1	1	1	1
"U"	1	1	1	1	1	1

N34



	10	11	12	13	14	15
"I"	6	7	8	9	10	11
"L"	6	7	8	9	10	11
"U"	6	7	8	9	10	11

N35



	10	11	12	13	14	15
"I"	1	1	1	1	1	1
"L"	1	1	1	1	1	1
"U"	1	1	1	1	1	1

B68



	10	11	12	13	14	15
"I"	1	1	1	1	1	1
"L"	1	1	1	1	1	1
"U"	1	1	1	1	1	1



IT) ATTENZIONE!

Leggere e seguire scrupolosamente queste istruzioni e tenere per future consultazioni.

Eseguire l'installazione "a regola d'arte", utilizzando attrezzi idonei; seguire scrupolosamente le istruzioni di montaggio. Informarsi prima dell'installazione, sui regolamenti locali e nazionali da rispettare, in funzione della destinazione d'uso (privato principale, secondario, uffici, negozi,...).

EN) WARNING!

Carefully read and strictly follow these instruction and keep them for future consultation.

Carry out the installation in a "workmanlike" manner, strictly following the installation instructions and using suitable tools. Always consult your local building department for code requirements that must be respected depending on its destination of use (private, secondary, public...).

DE) ACHTUNG!

Lesen sie diese Anleitung sorgfältig durch und heben sie sie für spätere Zwecke auf.

Die Montage muss fachgerecht, unter Zuhilfenahme geeigneter Hilfsmittel und unter strikter Einhaltung der Montageanleitung ausgeführt werden. Damit die Montage normgerecht erfolgen kann, muss man zuvor Informationen zur Aufstellung und zu den lokal und national geltenden Vorschriften je nach Bestimmungszweck (privat, Haupt- oder Nebeneinrichtung, Büros, Geschäfte, ...) einholen.

FR) ATTENTION !

Lire et respecter scrupuleusement les présentes instructions ; les conserver pour toute autre consultation.

Effectuer l'installation dans les règles de l'art en utilisant des outils appropriés ; suivre scrupuleusement les instructions de montage. Pour réaliser un montage conforme aux normes en vigueur, il faut s'informer avant l'installation quant aux réglementations locales et nationales à respecter, en fonction du domaine d'utilisation (résidence privée principale, secondaire, bureaux, magasins,...).

ES) ¡ATENCIÓN!

Leer y seguir estrictamente estas instrucciones y conservarlas para consultas futuras.

Realizar la instalación "según las reglas del arte", utilizando herramientas adecuadas; seguir estrictamente las instrucciones de montaje. Informarse antes de la instalación sobre los reglamentos locales y nacionales a respetar, en función del destino de uso (privado principal, secundario, oficinas, tiendas,...).

PT) ATENÇÃO

Ler e seguir escrupulosamente estas instruções e guardar para consulta futura.

Efetuar a instalação de acordo com as regras usando ferramentas adequada; seguir escrupulosamente as instruções de montagem. Informar-se antes da instalação sobre os regulamentos locais e nacionais a respeitar, em função do destino de uso (privado principal, secundário, escritórios, lojas, etc.).



NL) OPGELET!

Deze aanwijzingen aandachtig doorlezen en voor naslag bewaren.

Verricht de installatie volgens de technische normen met behulp van geschikte gereedschappen; volg nauwgezet de montage handleiding. Ga voor de installatie na of er plaatselijk of nationaal regelgeving van toepassing is voor het bedoelde gebruik (privé, kantoor, winkels, enz.).

SV) OBSERVERA!

Läs och följ noggrant dessa anvisningar och spara dem för framtida konsultation.

Utför installationen på ett yrkesmannamässigt sätt med lämpliga verktyg. Följ monteringsinstruktionerna i detalj. Informera dig före installationen om lokala och nationella bestämmelser som ska respekteras, beroende på avsett användningsområde (privat, offentlig, kontor, butiker o.s.v.).

NO) ADVARSEL!

Les og følg bruksanvisningen nøye og oppbevar den for senere bruk.

Produktet må installeres "etter alle kunstens regler" og med passende verktøy. Følg monteringsbeskrivelsen nøye. Informer deg om eventuelle lokale og nasjonale forskrifter som gjelder for ditt spesielle bruksområde (primær eller sekundær privat bruk, kontorer, forretninger osv.) før du installerer produktet.

DA) ADVARSEL!

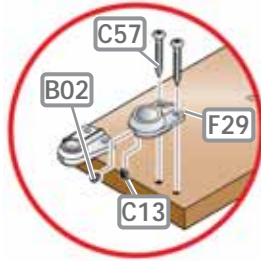
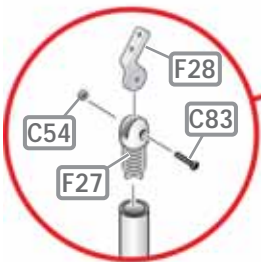
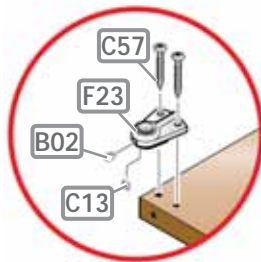
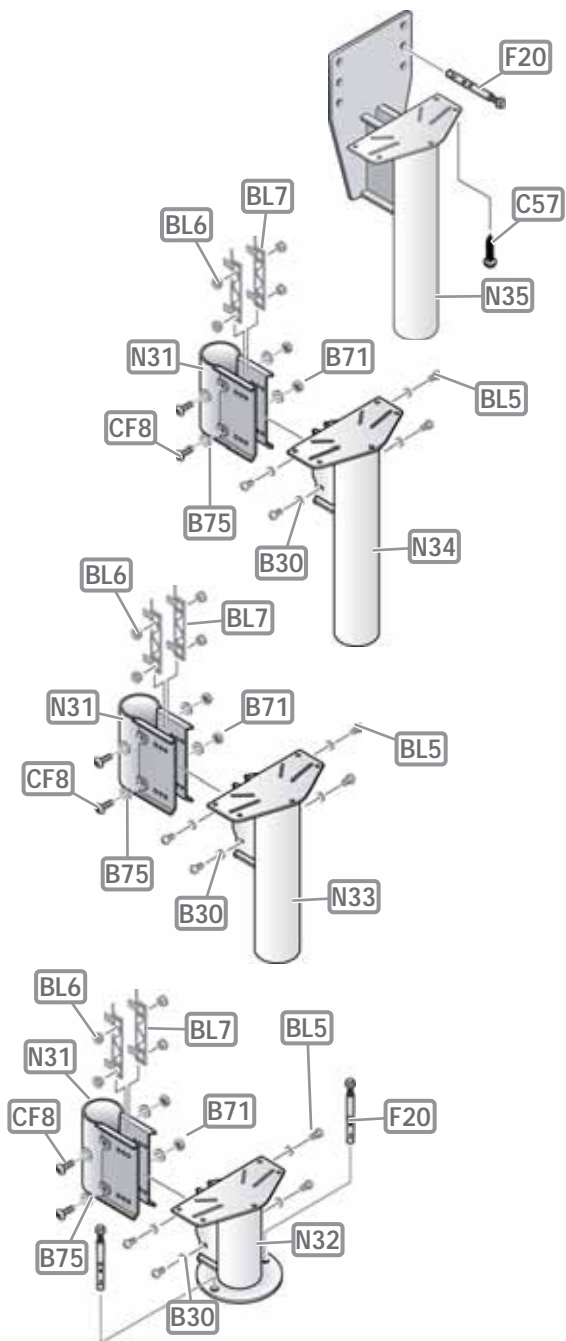
Læs og overhold nøje disse anvisninger og opbevar dem til efterfølgende henvisninger.

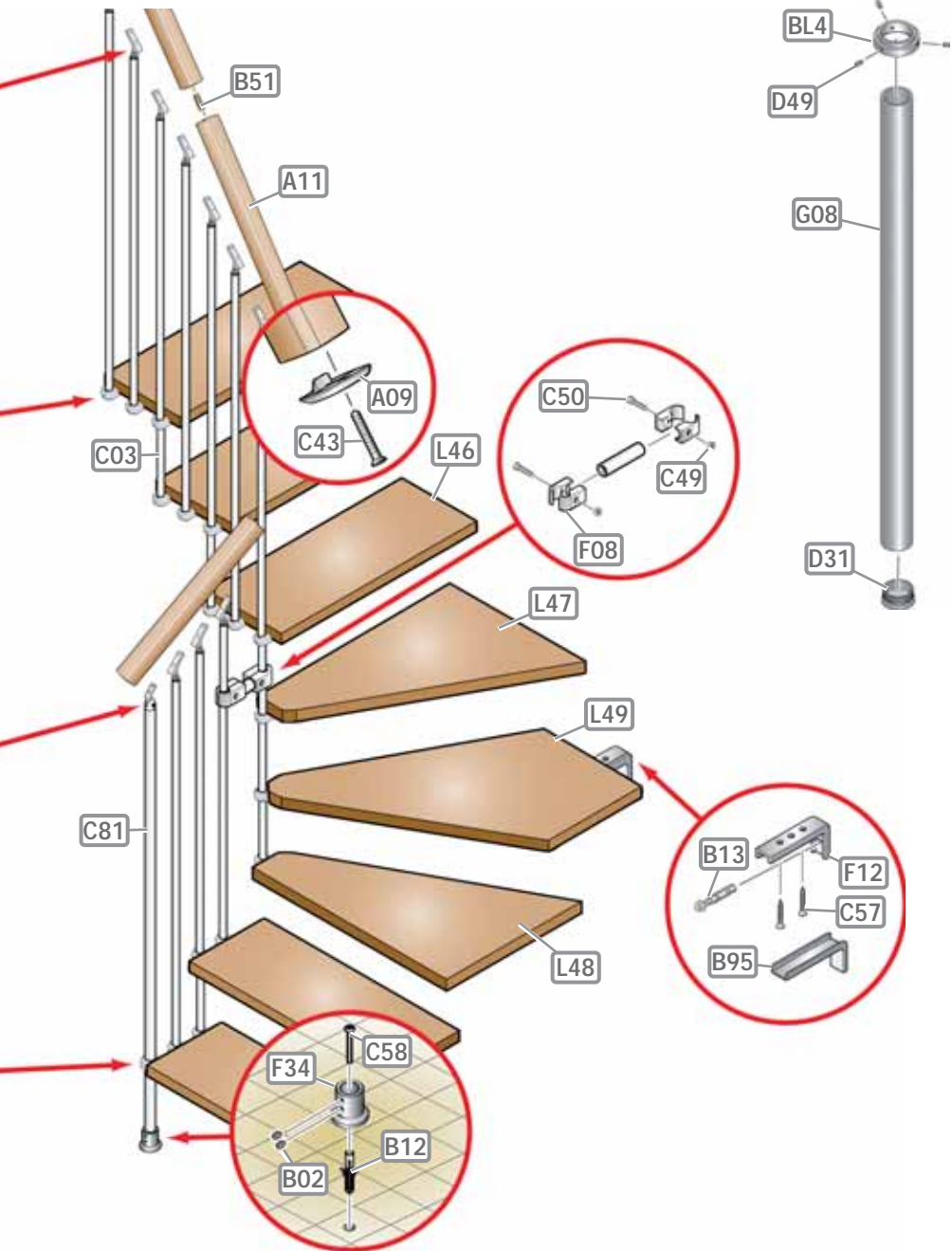
Installationen skal udføres i overensstemmelse med bedste praksis, ved brug af egnede redskaber; følg omhyggeligt monteringsinstruktionerne. Hent oplysninger før installationen angående de lokale og nationale bestemmelser, der skal overholdes afhængigt af den påtænkte anvendelse (privat hovedbrug, privat sekundær brug, kontorer, butikker,...).

FI) VAROITUS!

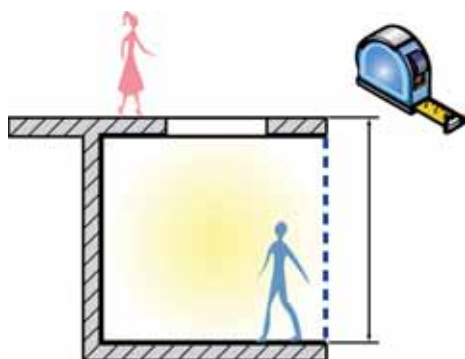
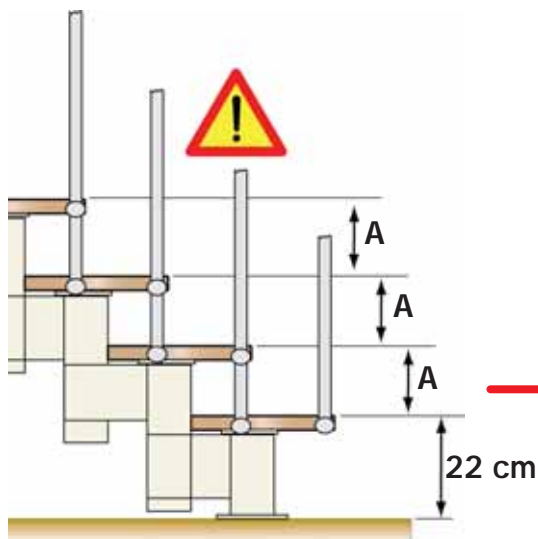
Lue ja noudata huolellisesti näitä ohjeita ja säilytä ne tulevaa tarvetta varten.

Suorita asennus kunnolla käyttäen asianmukaisia välineitä; noudata huolellisesti asennusohjeita. Tutustu ennen asennusta voimassa oleviin paikallisiin ja kansallisiin määräyksiin, käyttökohteen mukaan (yksityinen pääasiallinen, toissijainen, toimisto, kaupat,...).





4

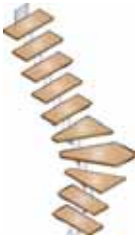


- 10 (N) → H = 193 ÷ 234 cm
- 11 (N) → H = 212 ÷ 257 cm
- 12 (N) → H = 231 ÷ 281 cm
- 13 (N) → H = 250 ÷ 304 cm
- 14 (N) → H = 269 ÷ 328 cm
- 15 (N) → H = 288 ÷ 351 cm

10 (N)



11 (N)



12 (N)



13 (N)



14 (N)

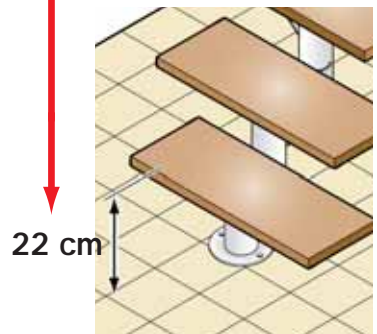
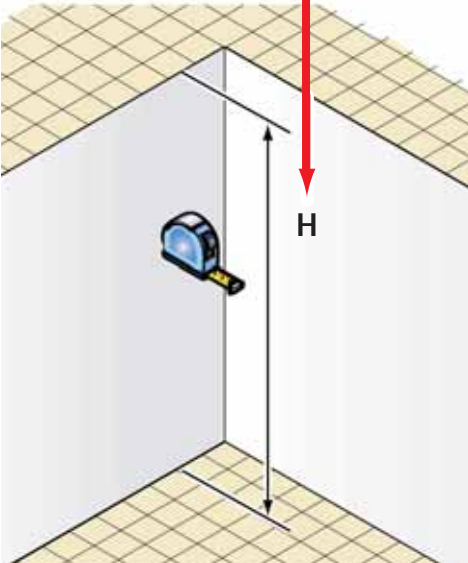


15 (N)

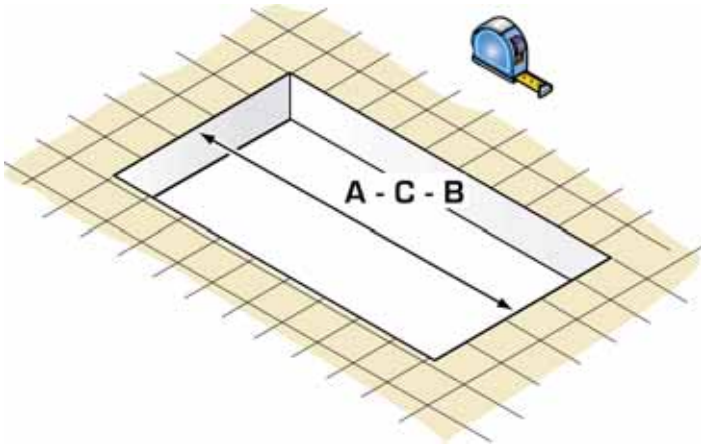



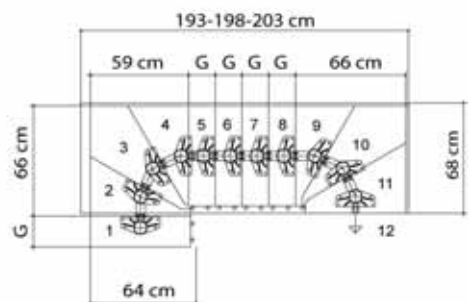

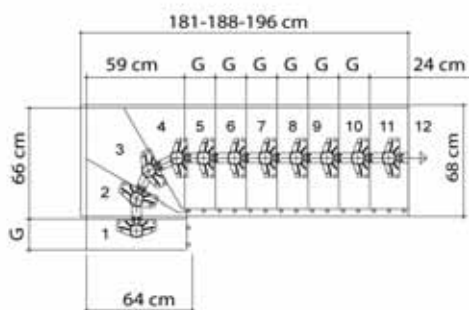

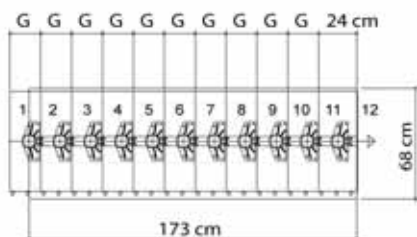
$$A = H - 22 \text{ cm} / N - 1$$

$$(A = 19 \div 23,5 \text{ cm})$$



5

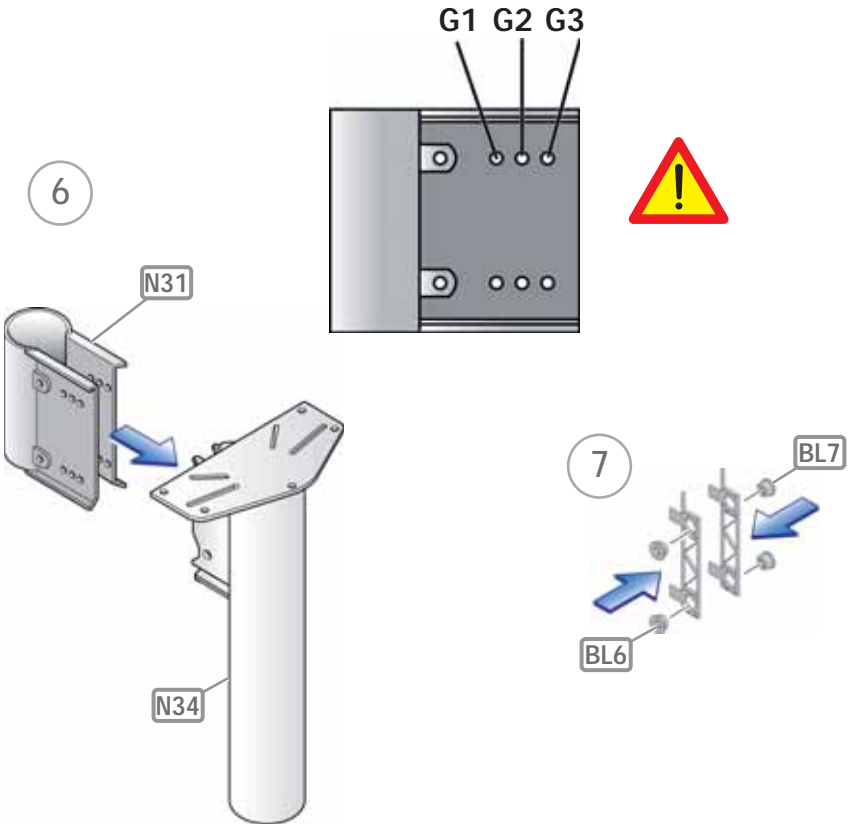
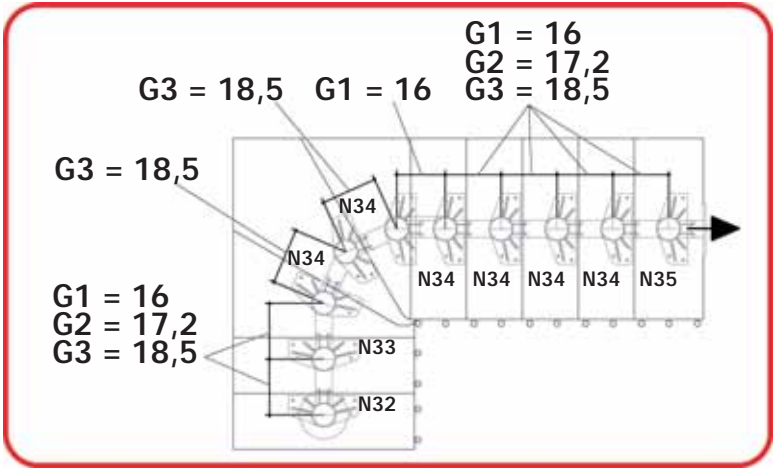




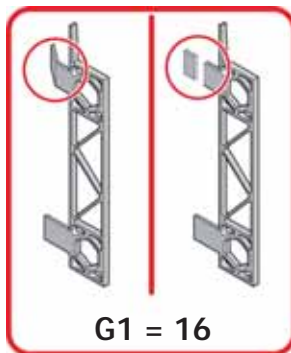
G = 16 cm
 G = 17,2 cm
 G = 18,5 cm



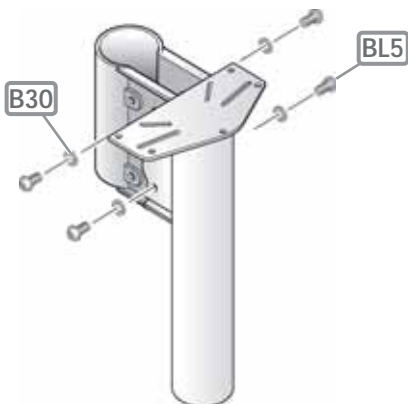
18



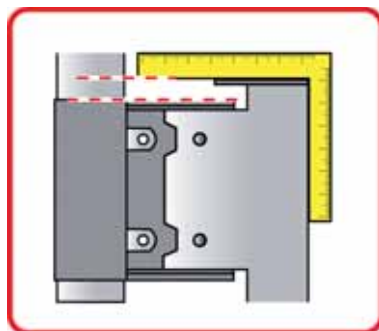
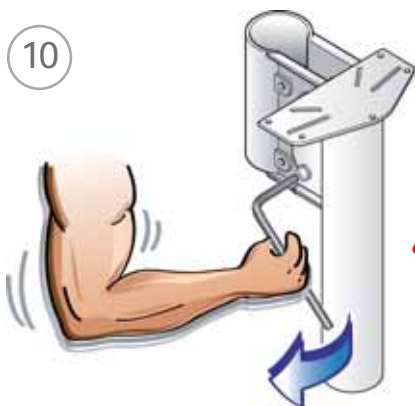
8

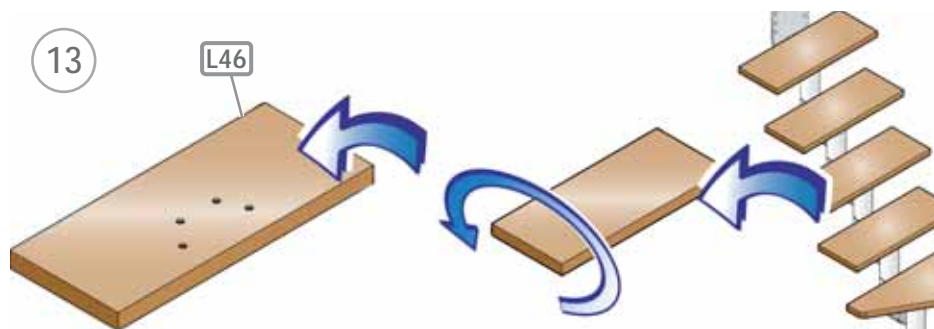
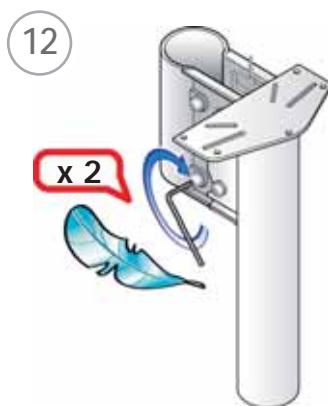
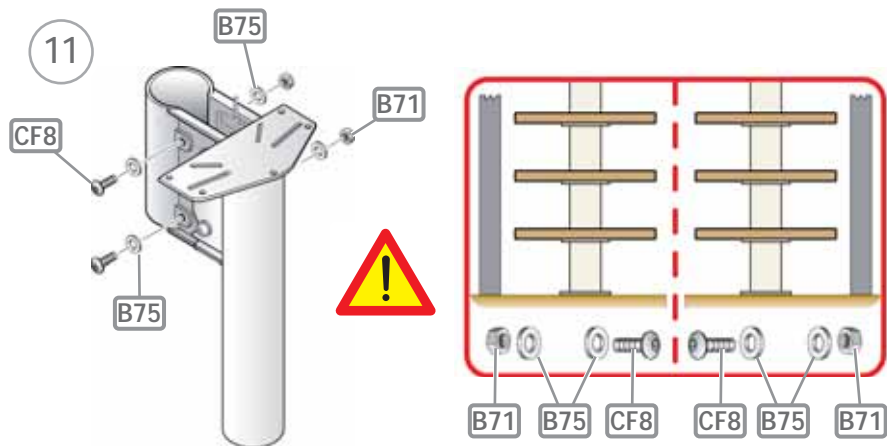


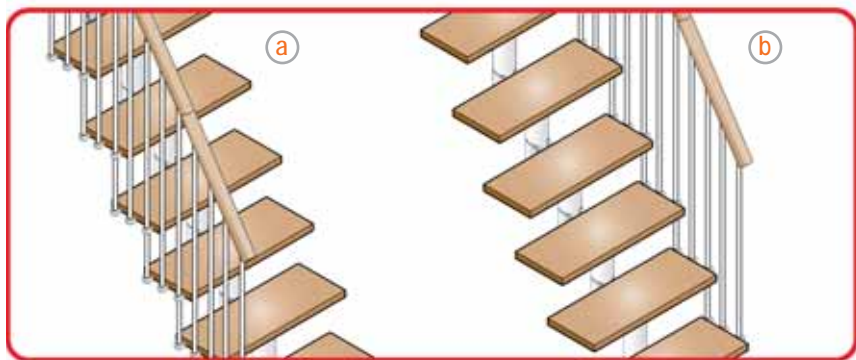
9



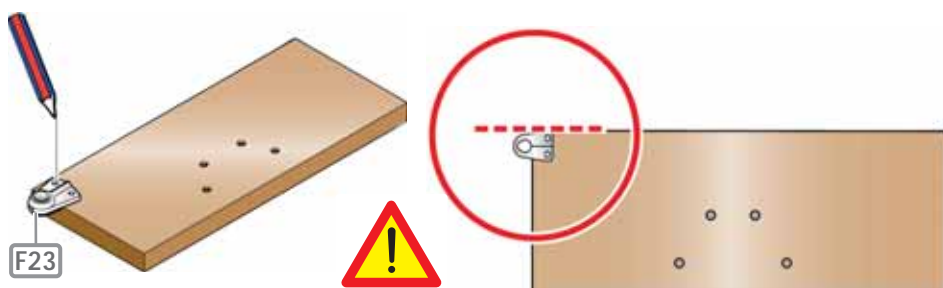
10



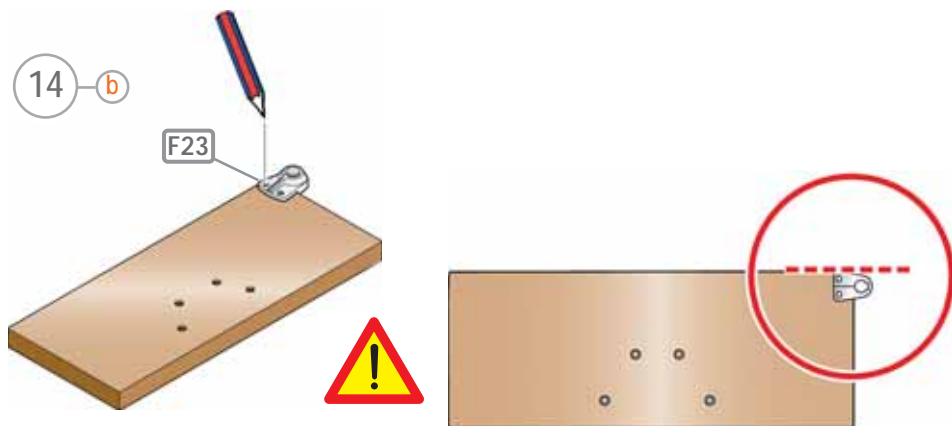




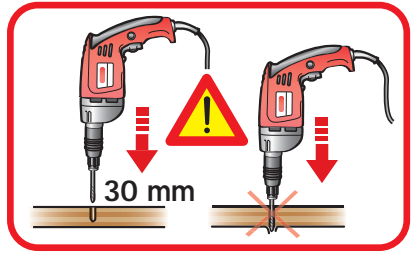
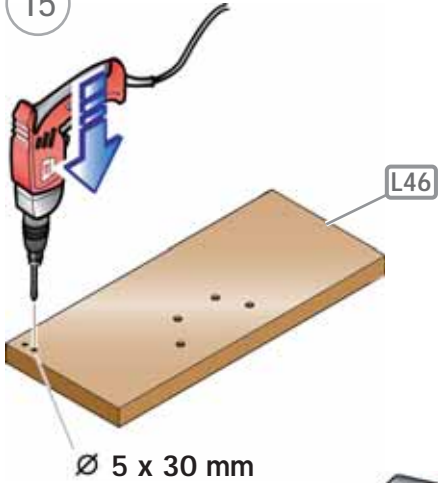
14 a



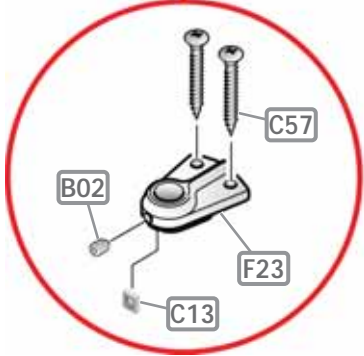
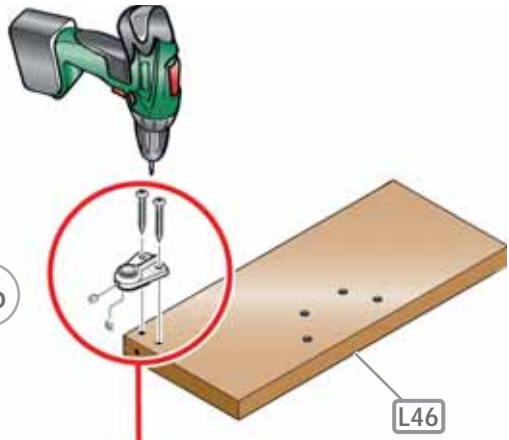
14 b

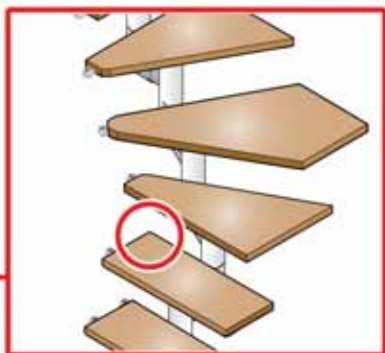
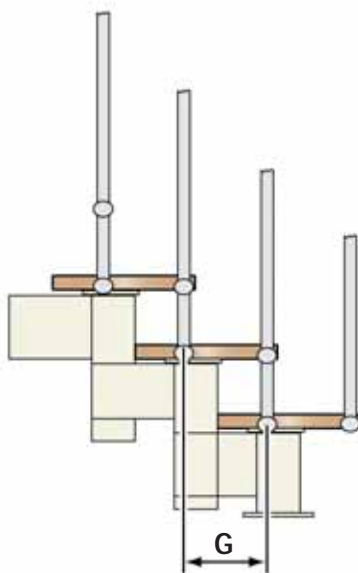
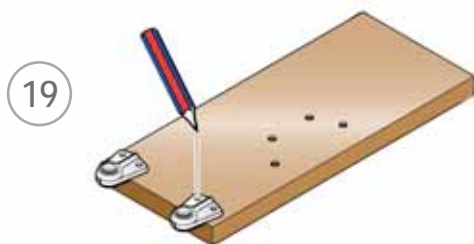
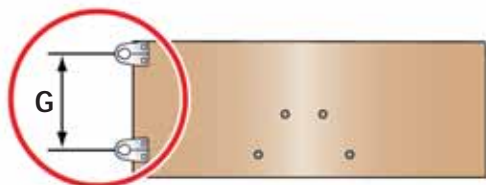
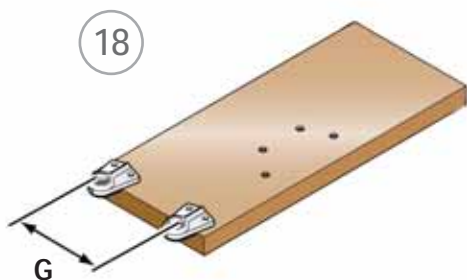
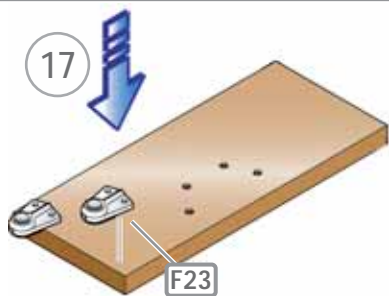


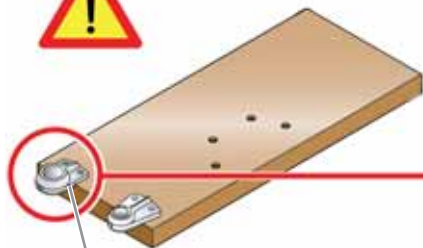
15



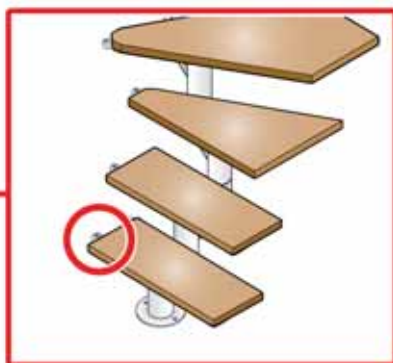
16



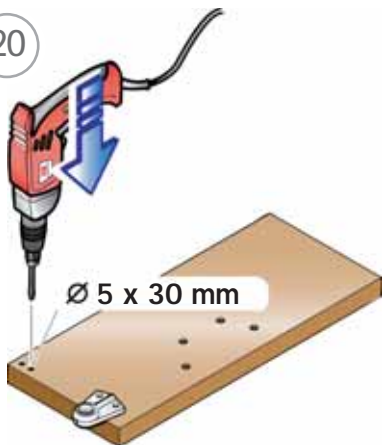




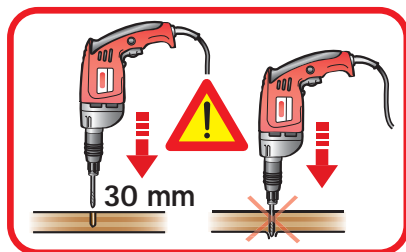
F29



20

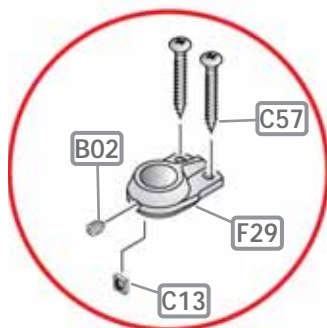


Ø 5 x 30 mm



30 mm

21

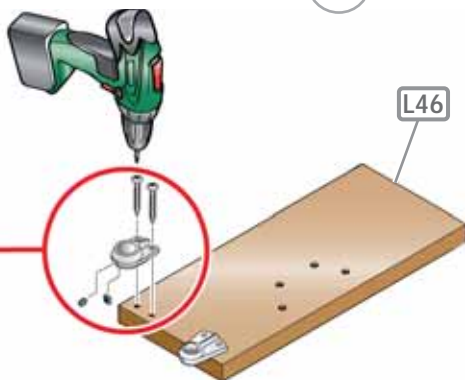


B02

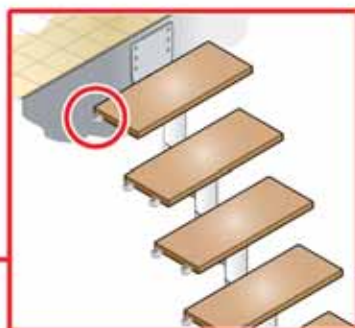
C57

F29

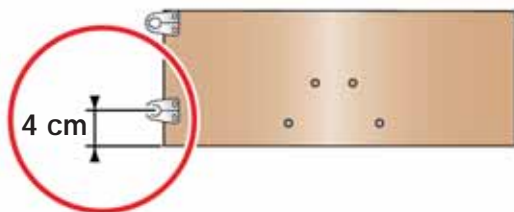
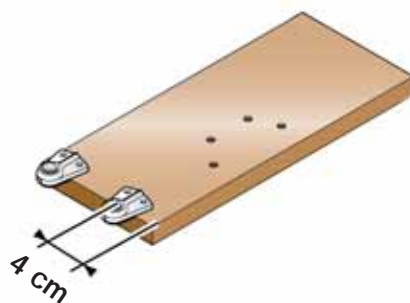
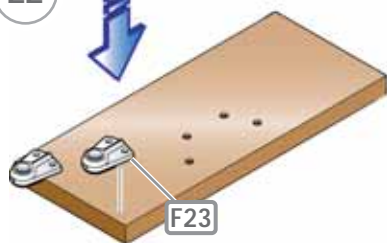
C13



L46

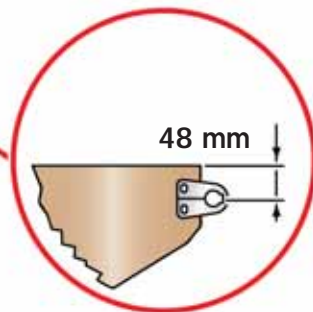
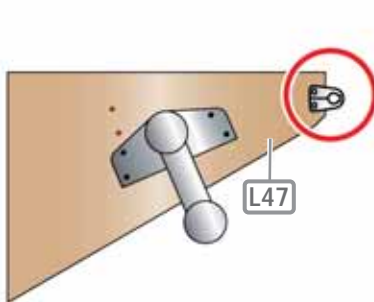
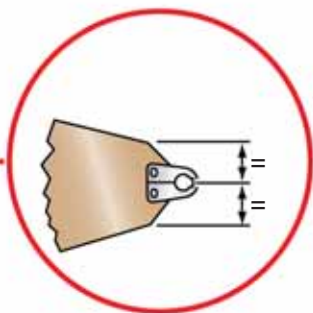
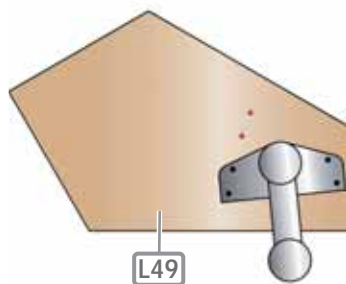
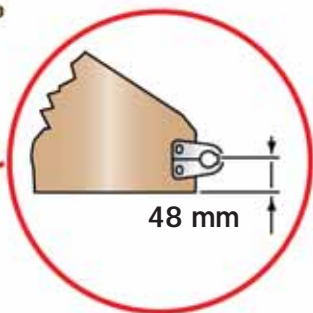
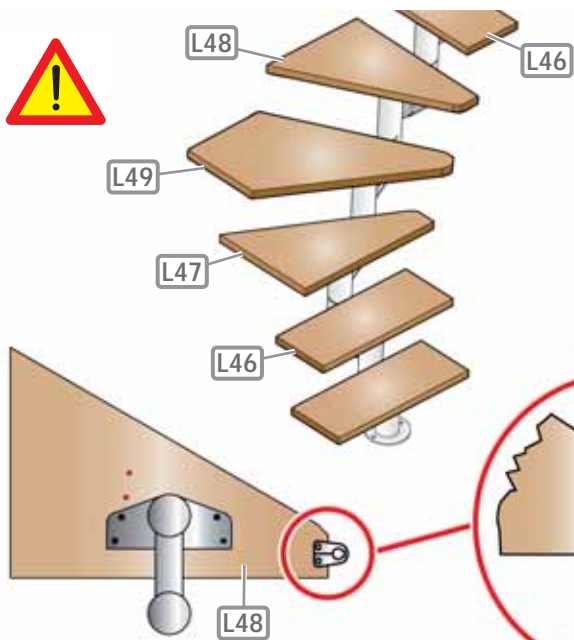


22



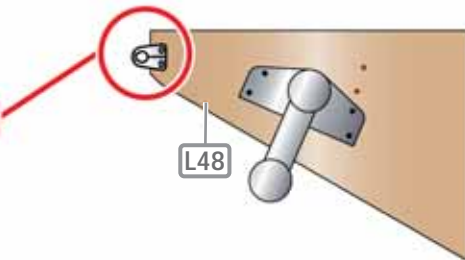
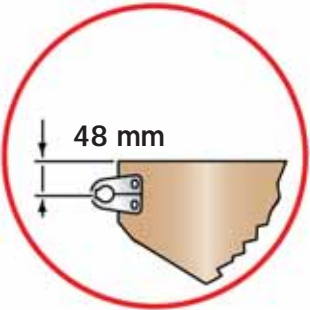
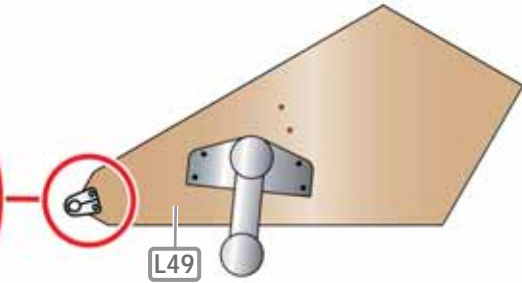
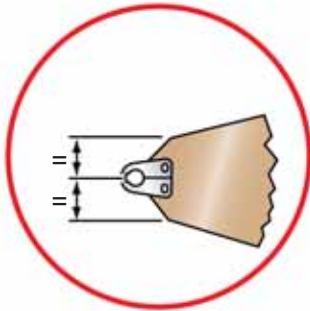
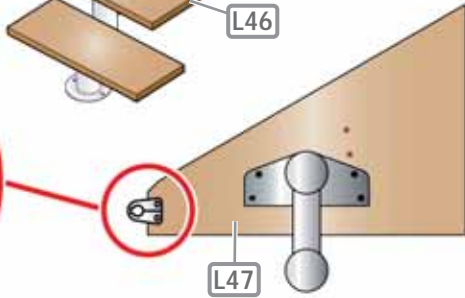
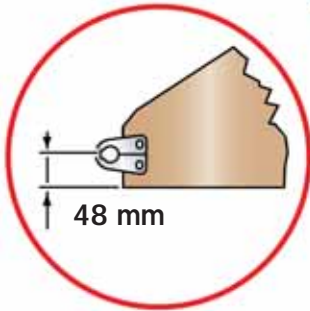
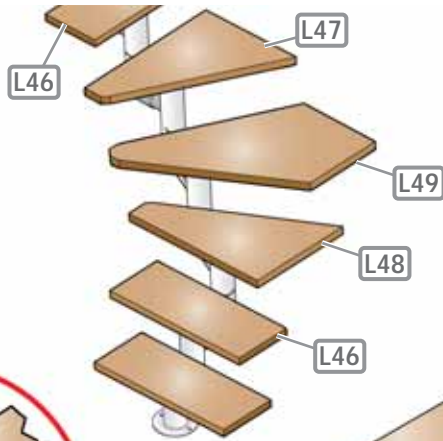


23





24

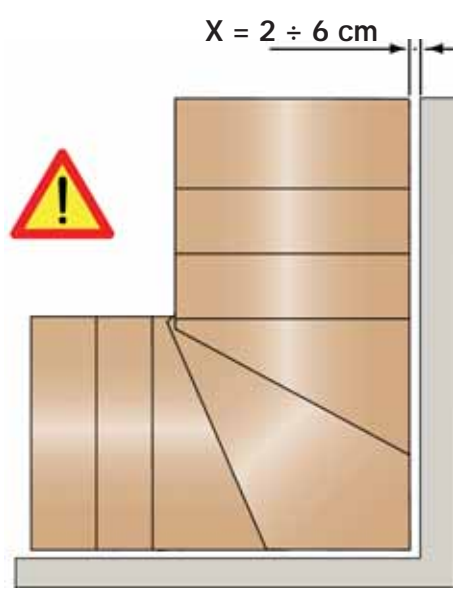
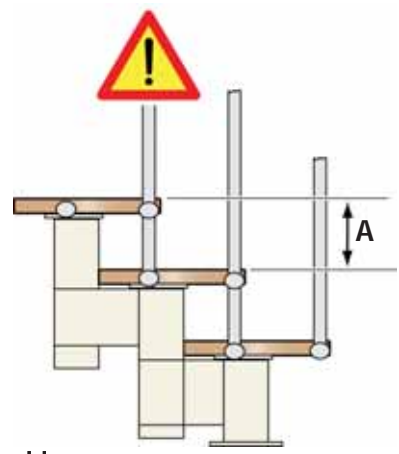
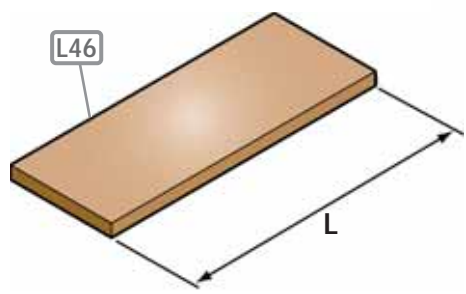
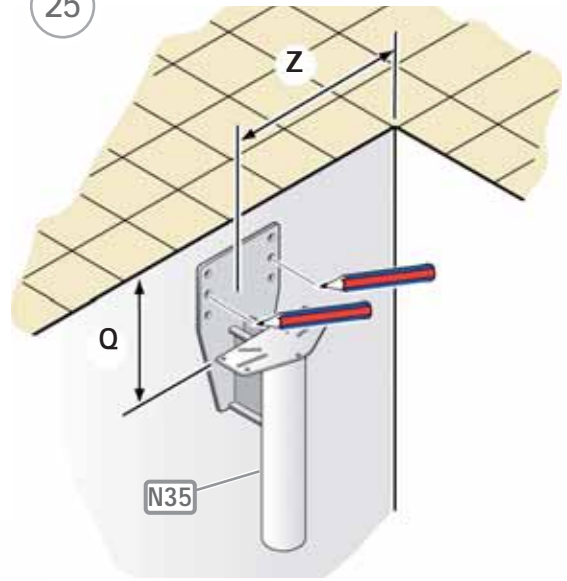


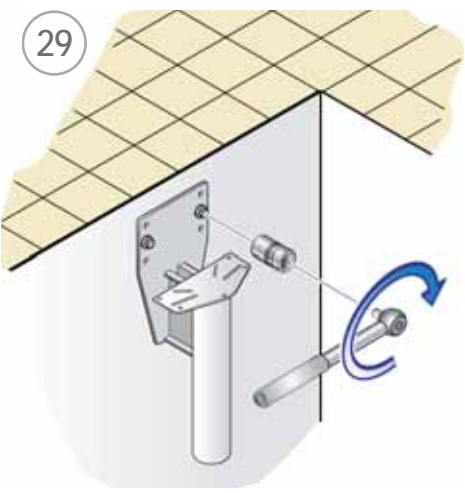
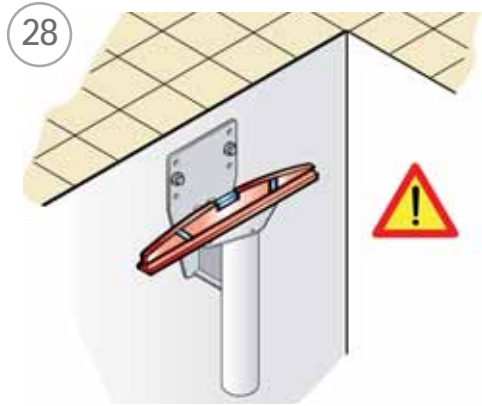
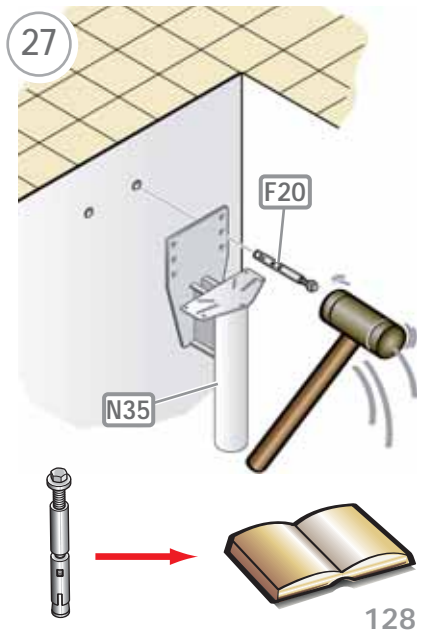
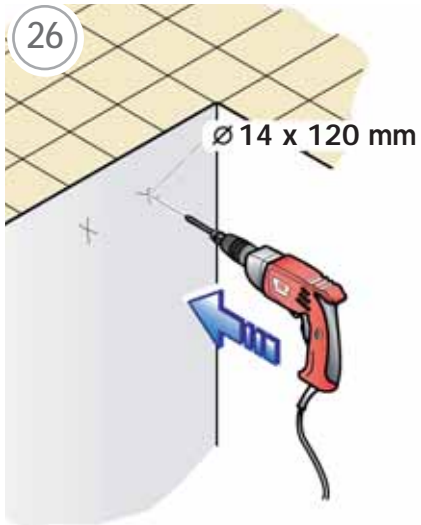


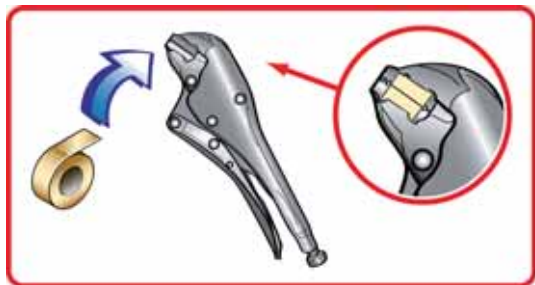
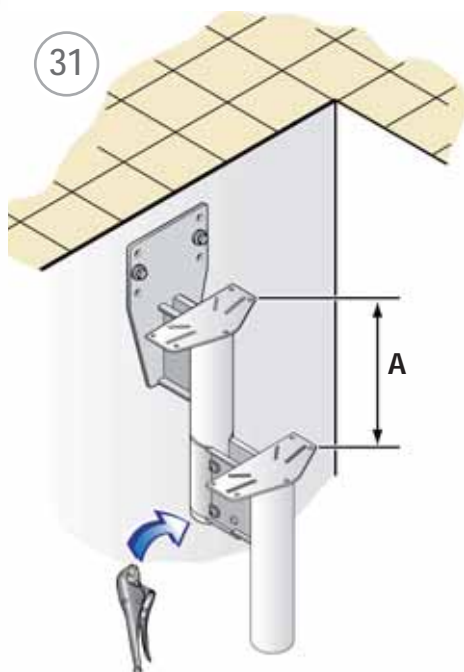
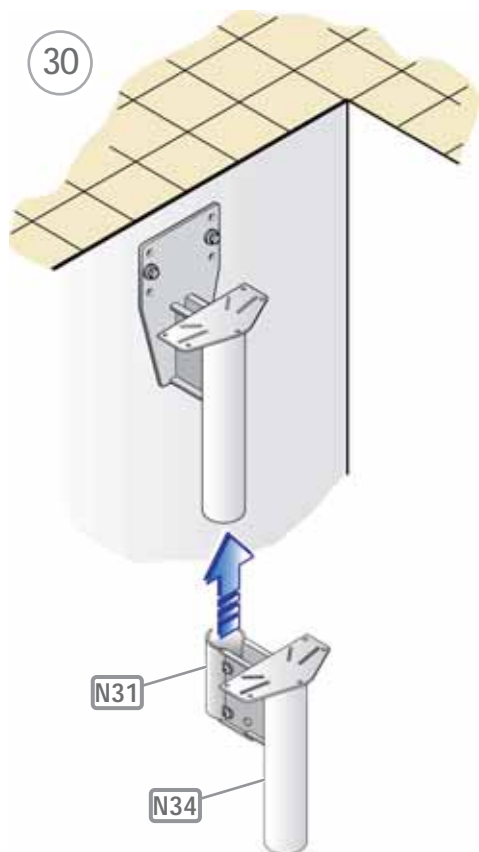
$$Q = A + 3,5 \text{ cm}$$

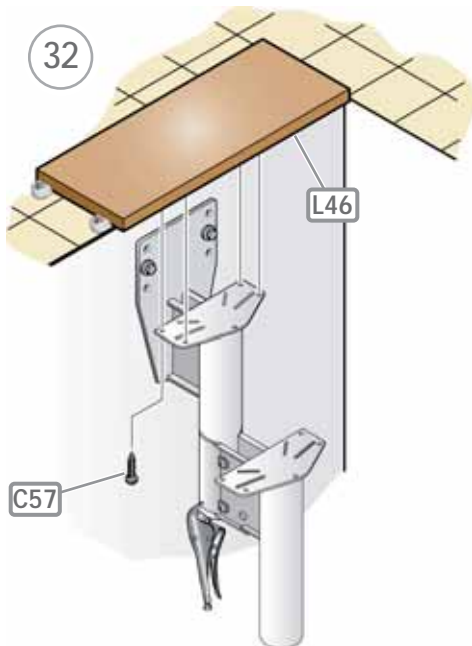
25

$$Z = L/2 + X$$

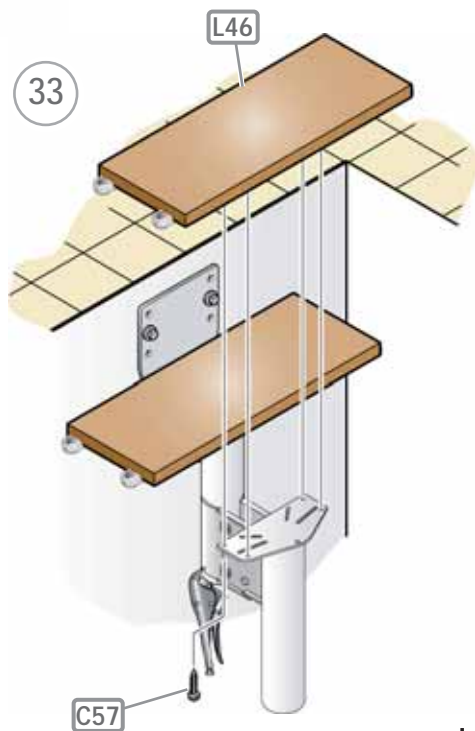




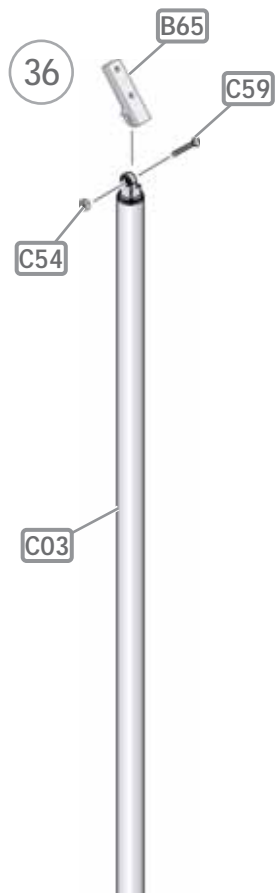
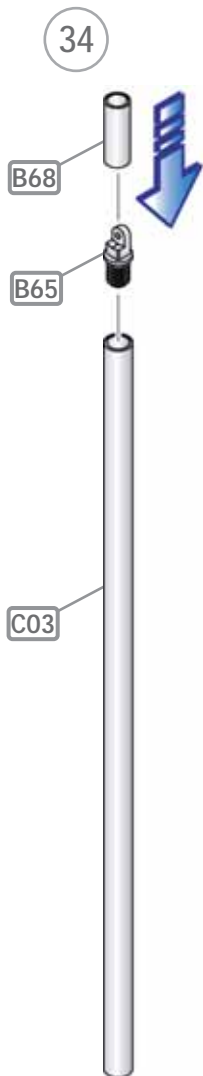




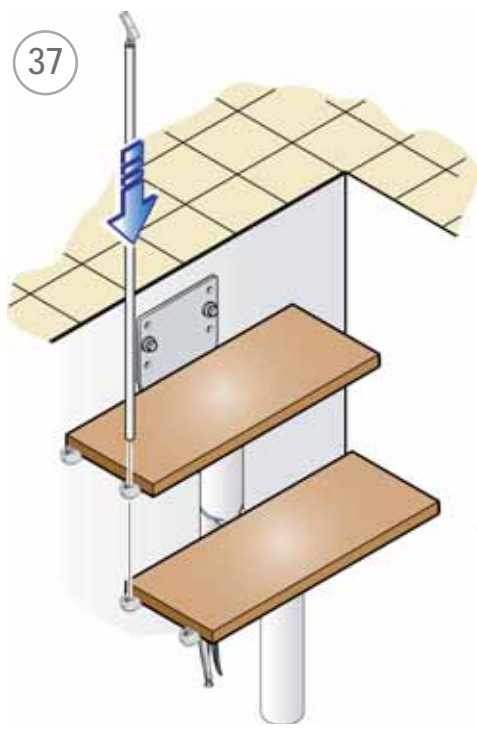
25



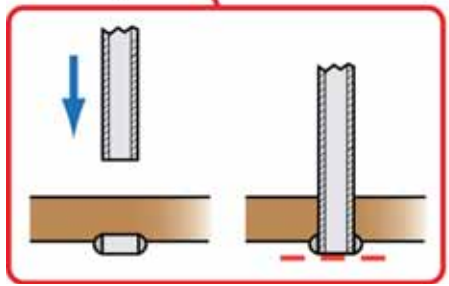
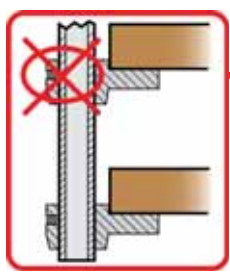
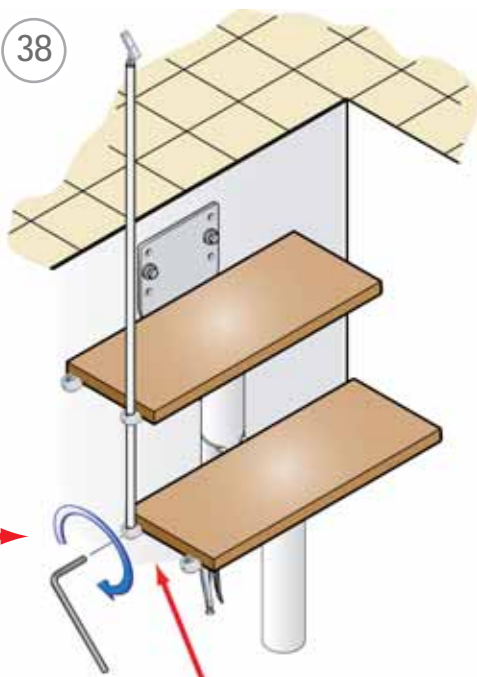
n4



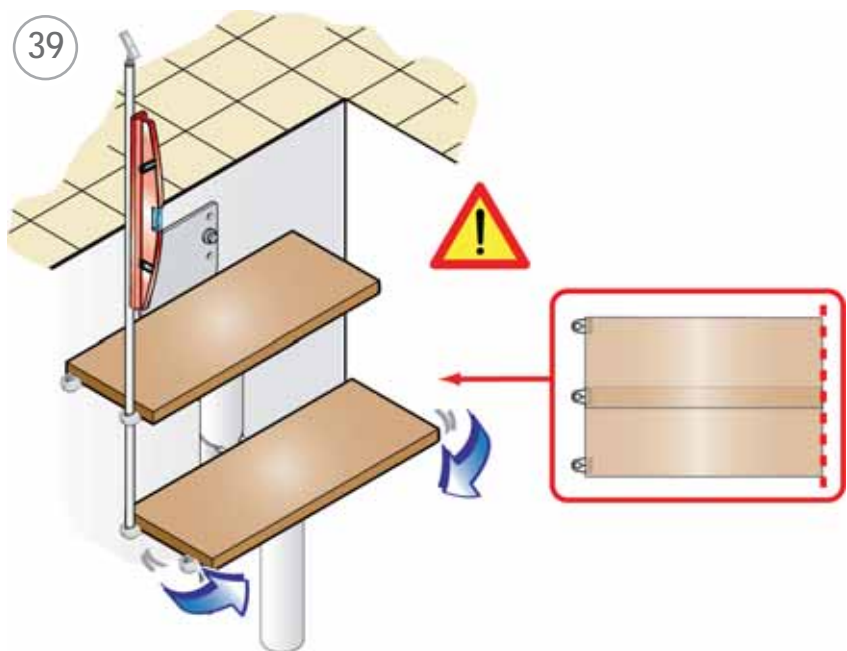
37



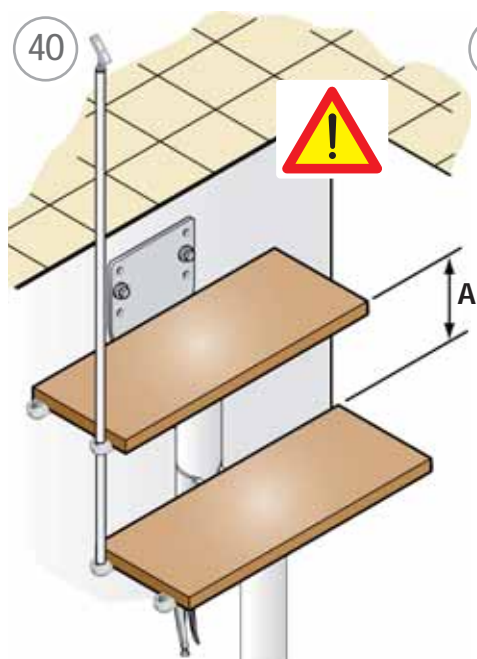
38



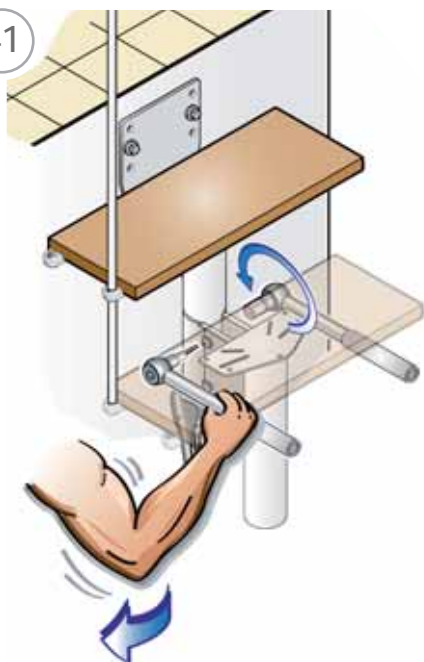
39



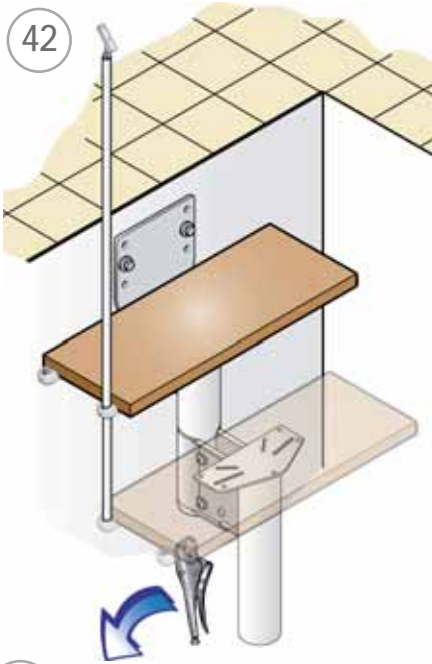
40



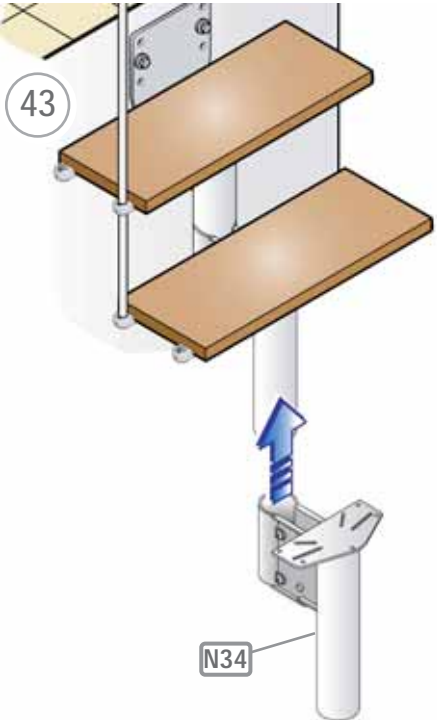
41



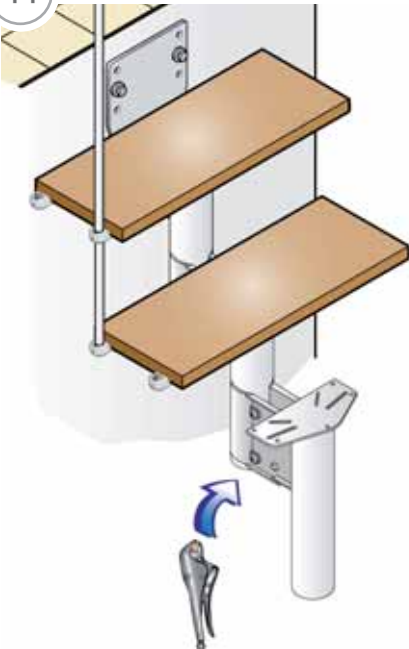
42



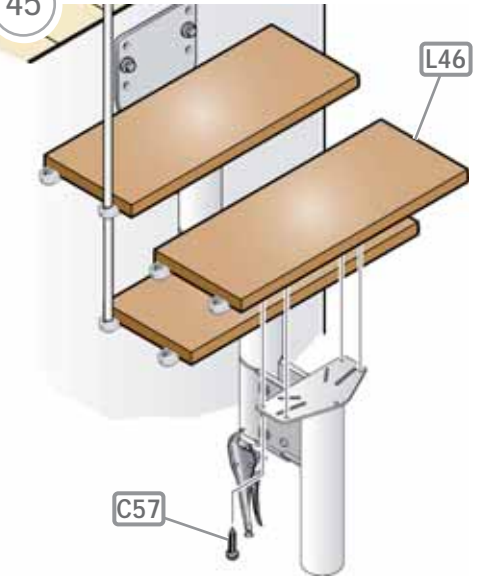
43



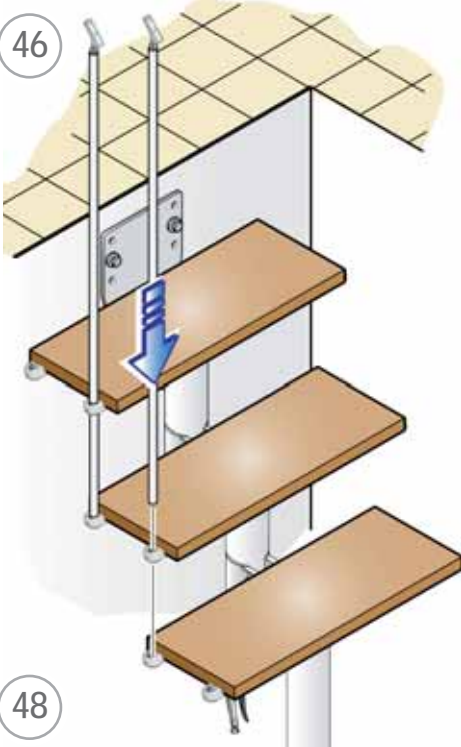
44



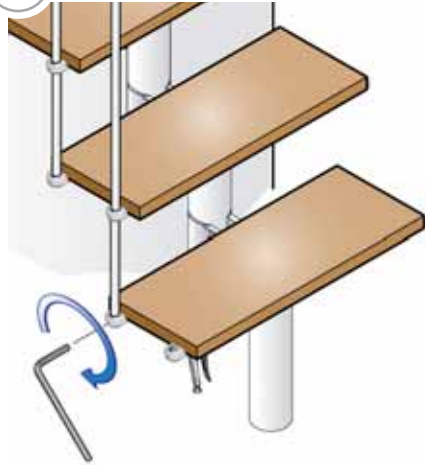
45



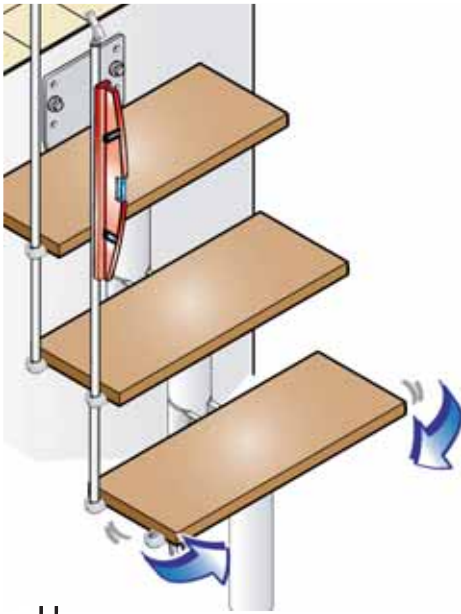
46



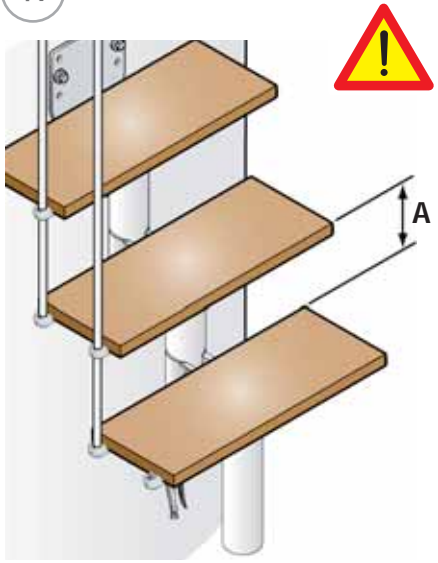
47

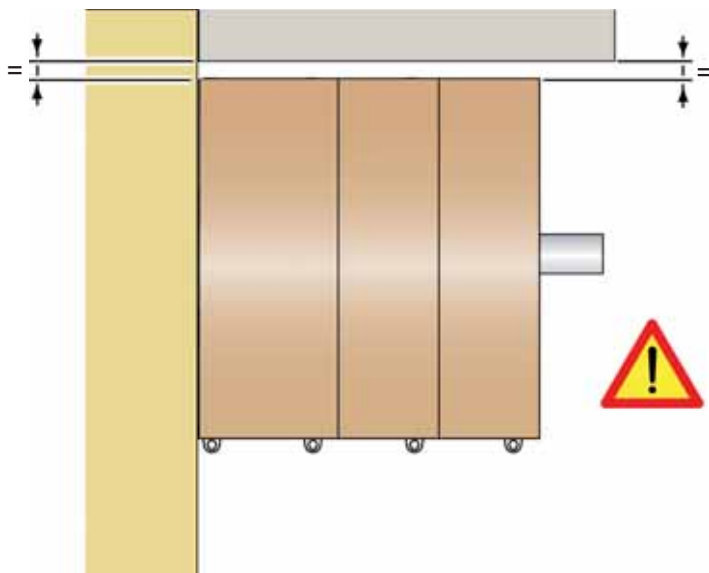


48

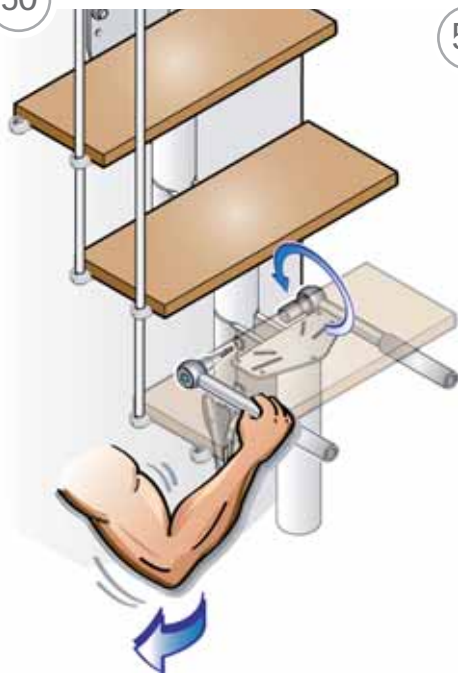


49

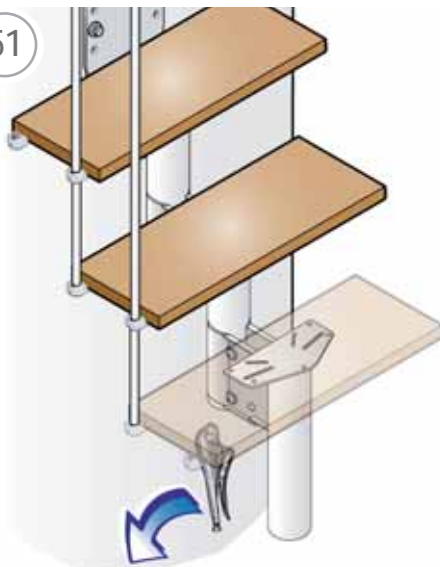




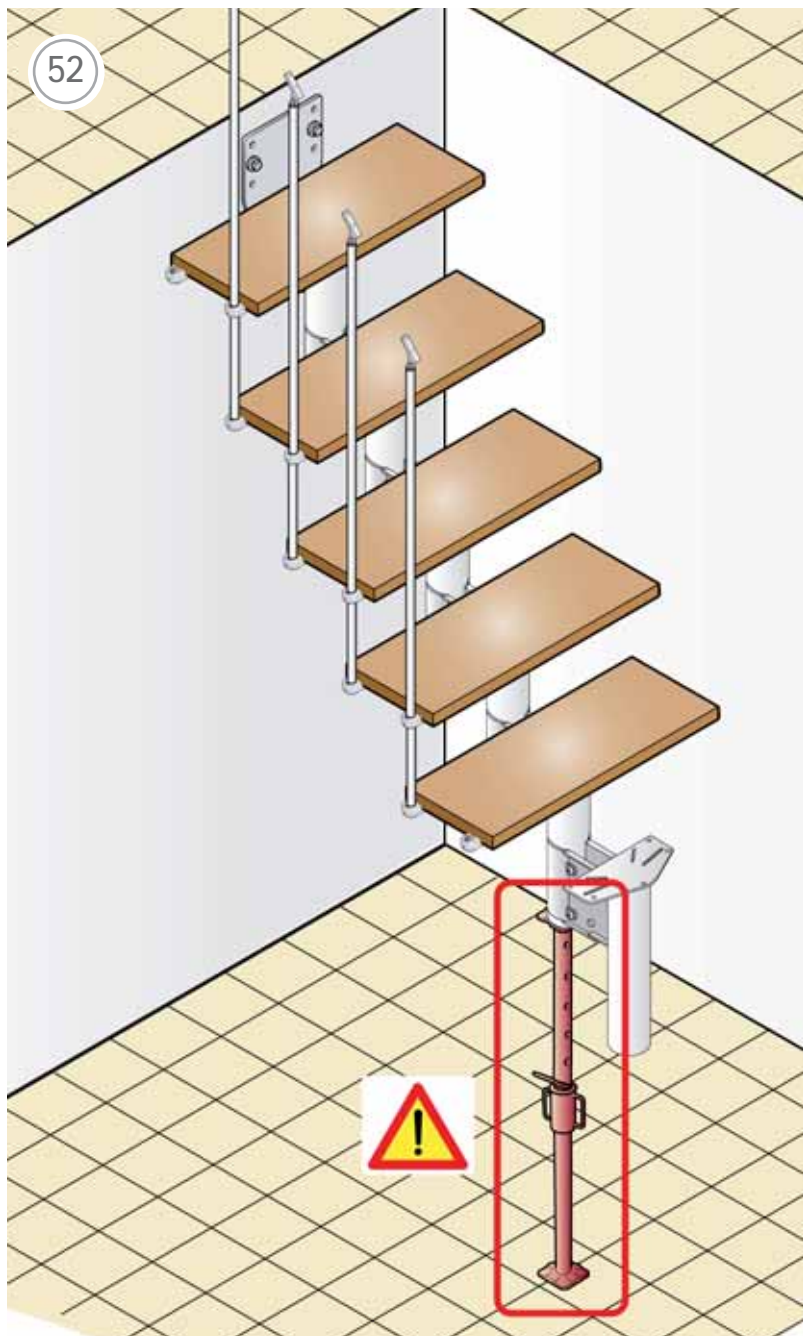
50

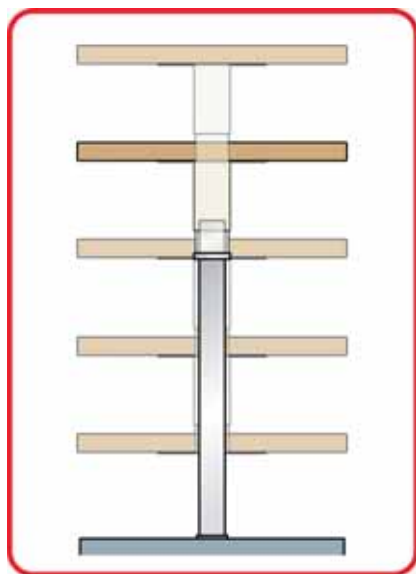



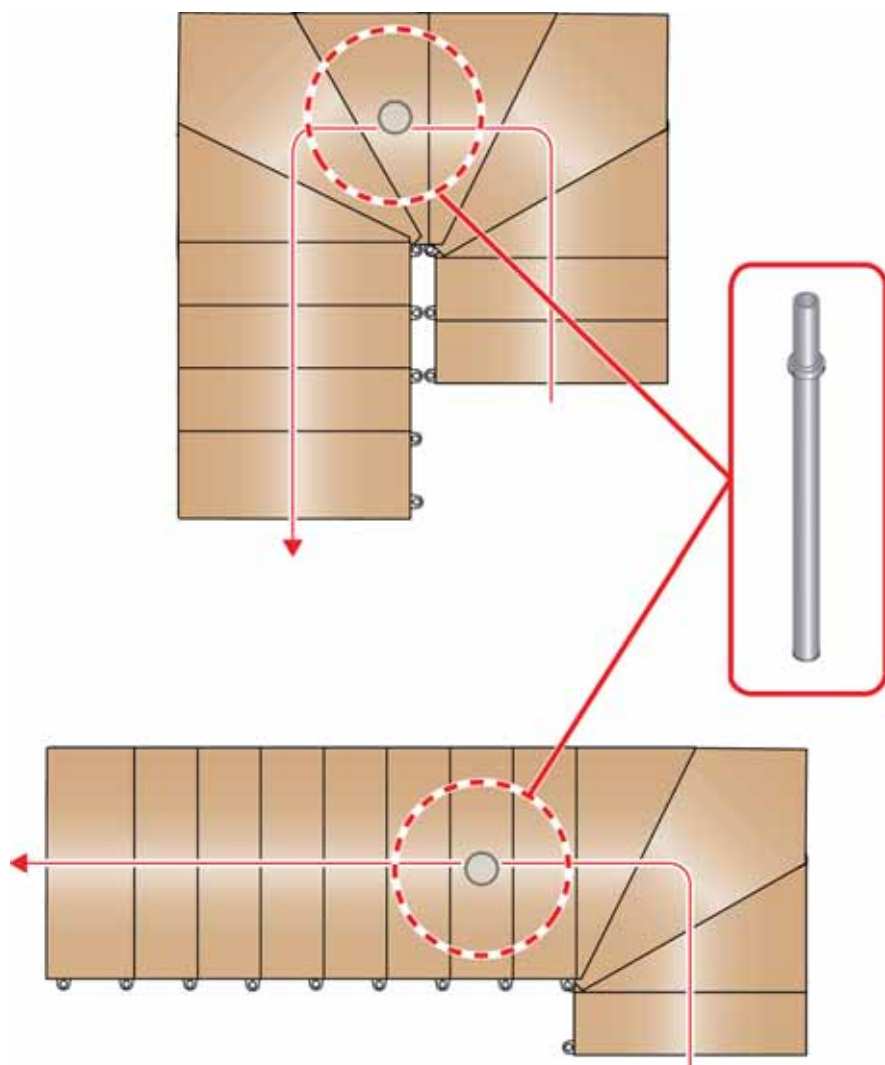
51




52



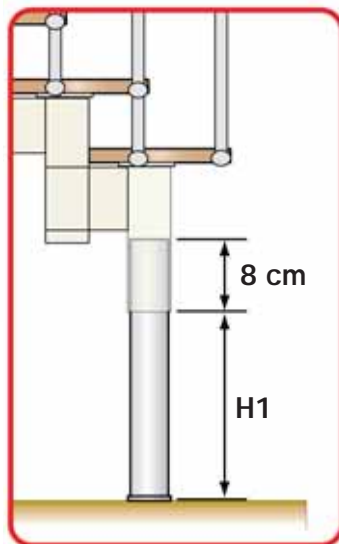
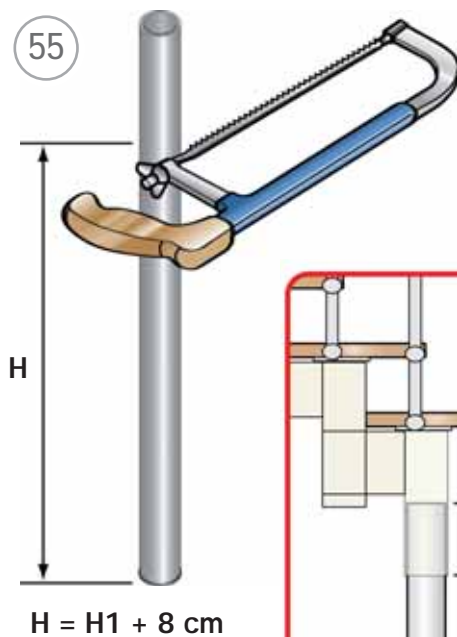




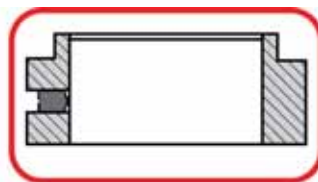
54



55



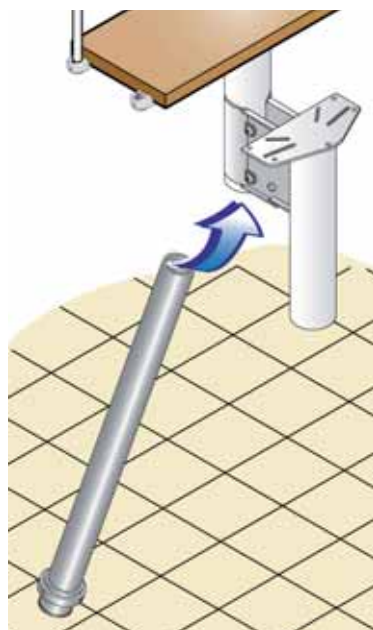
56



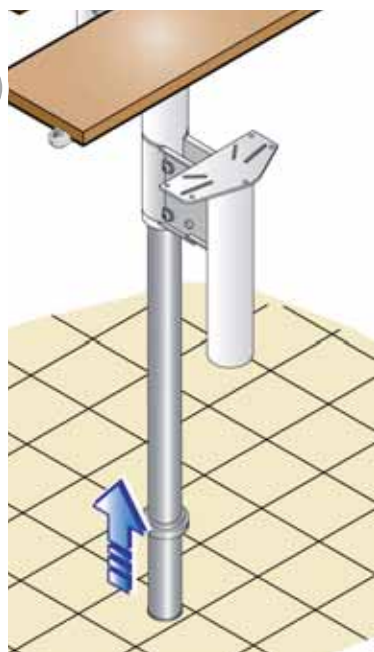
57



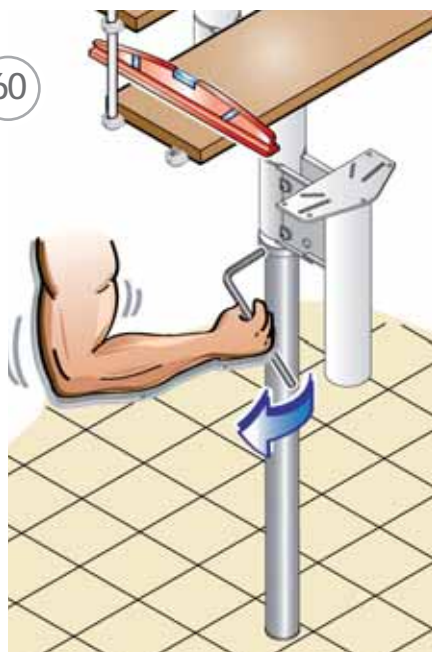
58



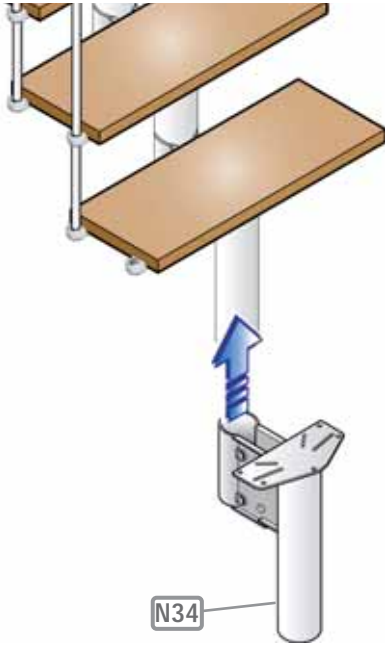
59



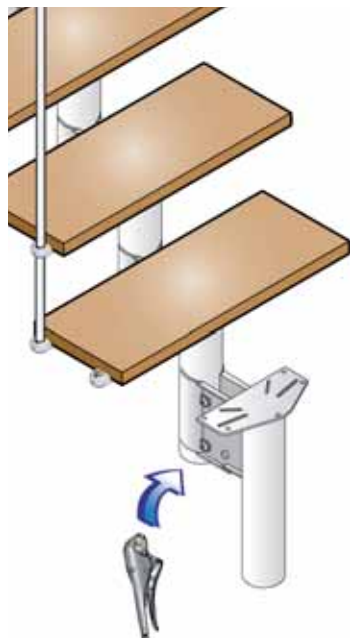
60



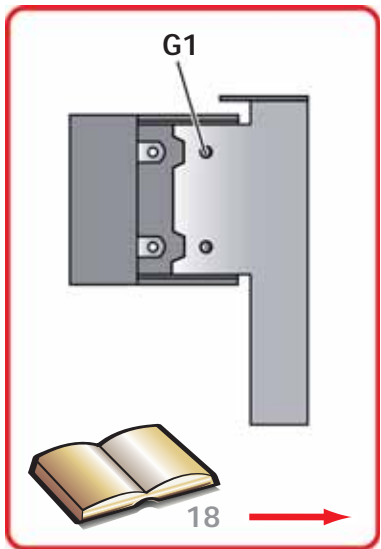
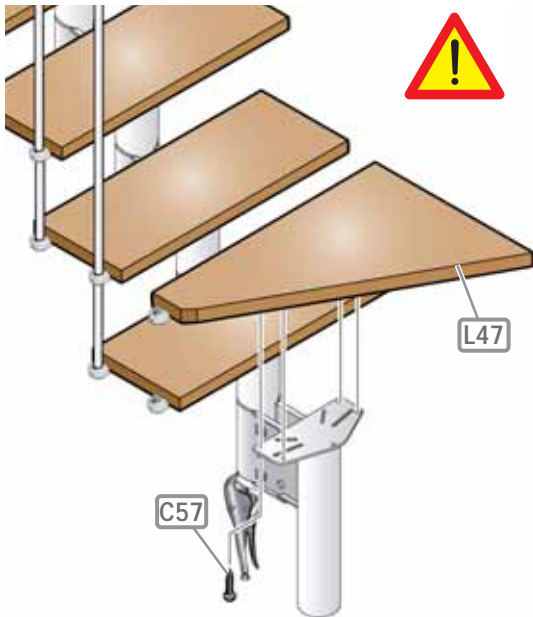
61



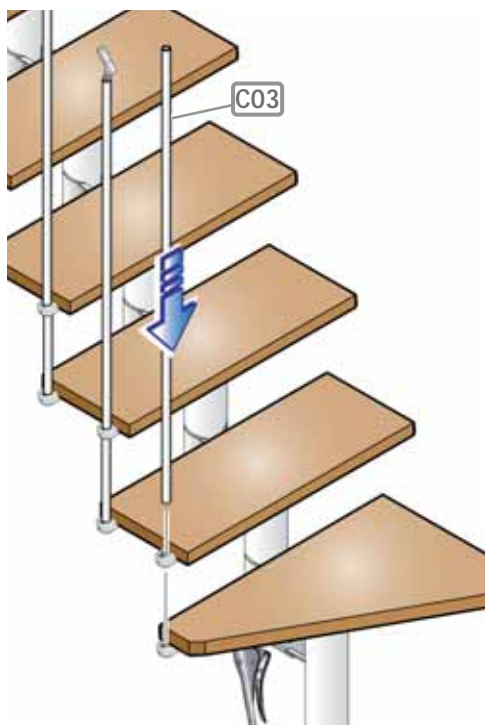
62



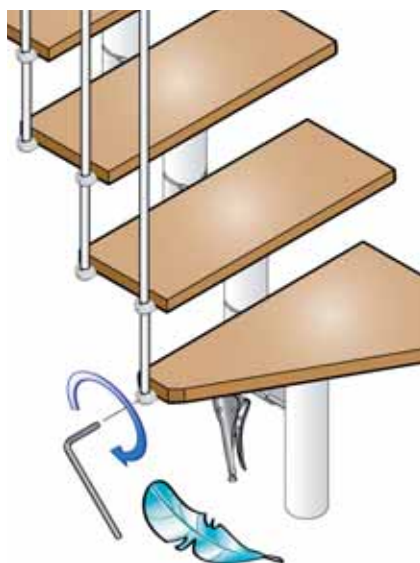
63



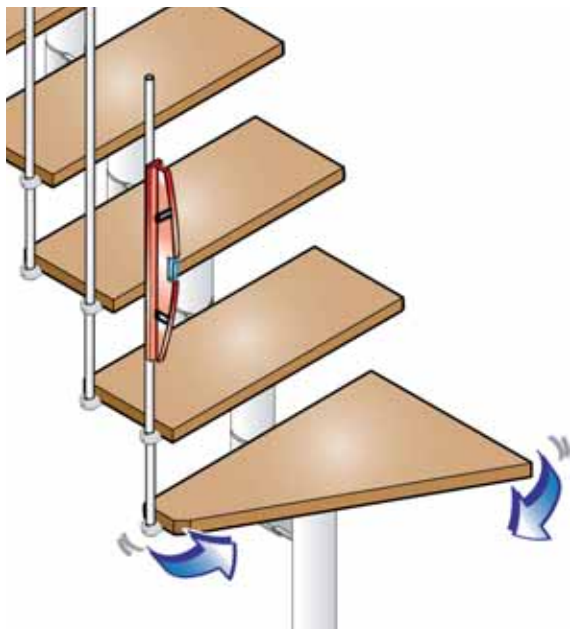
64



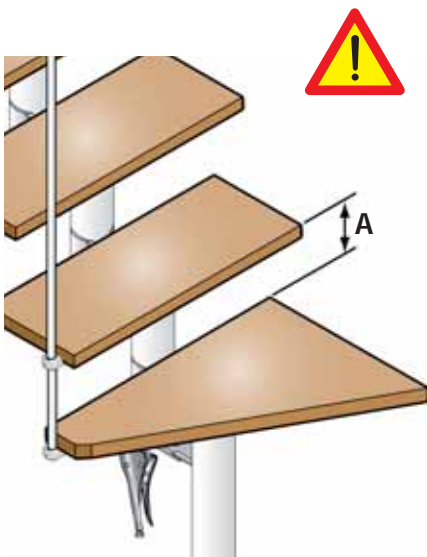
65



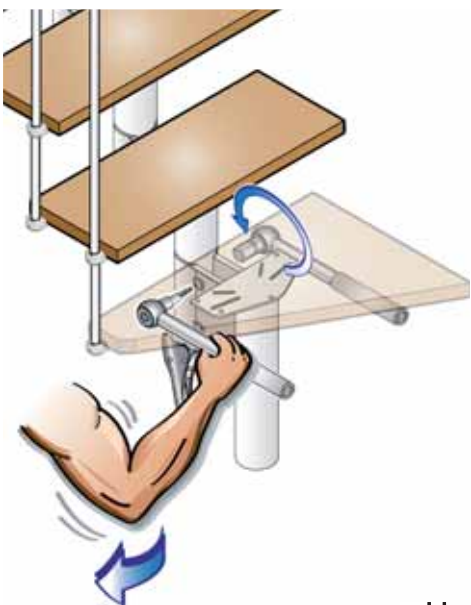
66

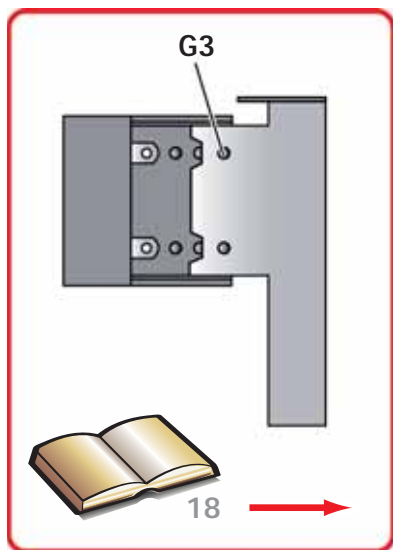
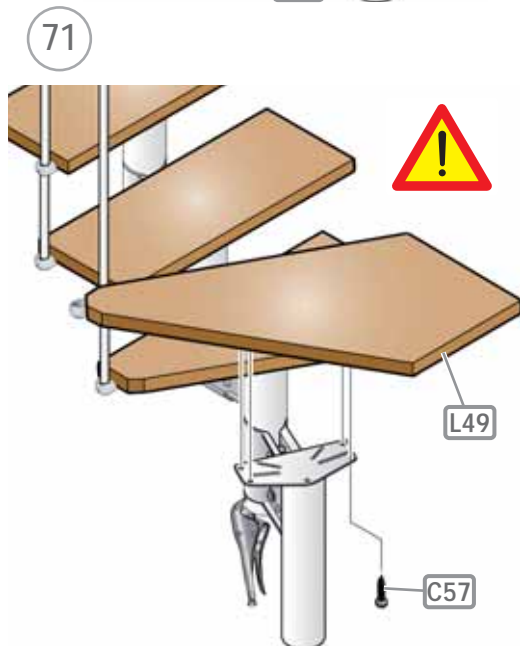
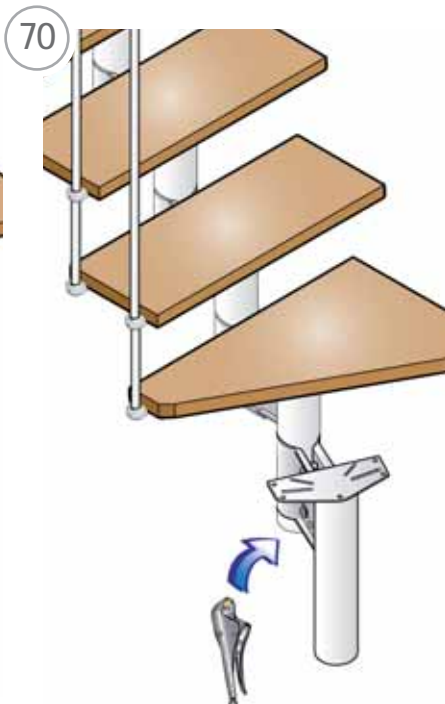
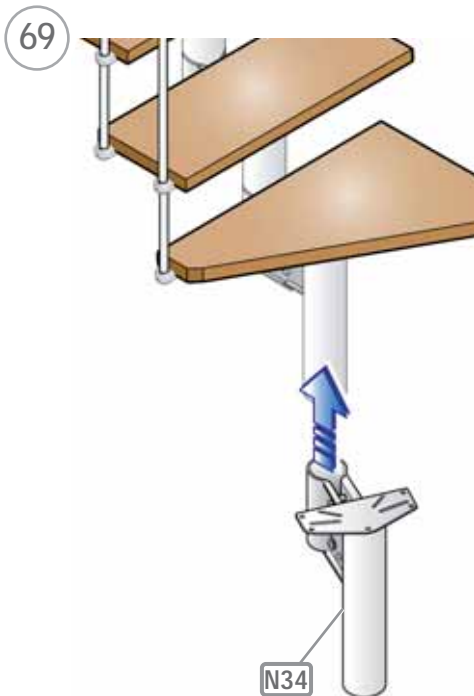


67

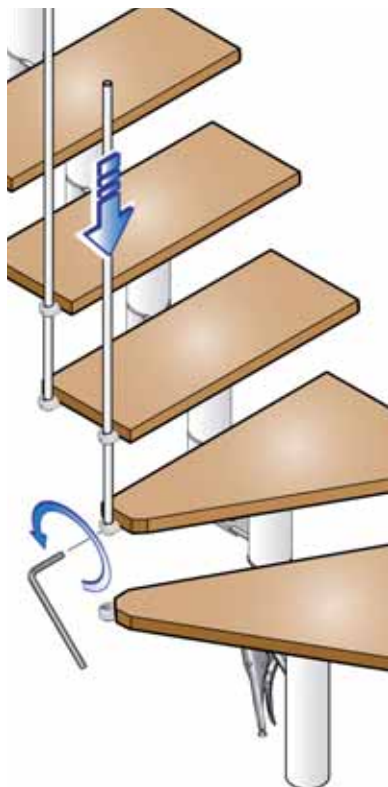


68

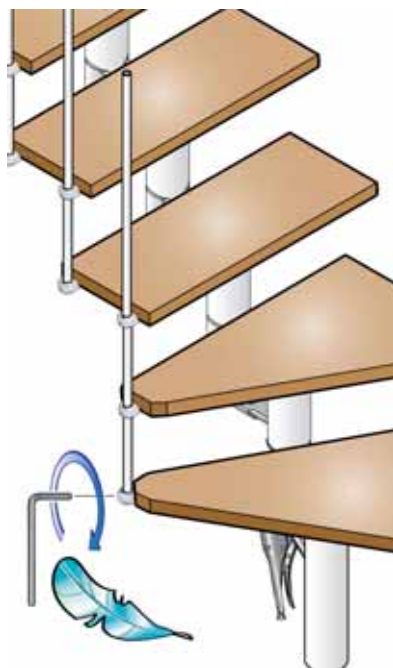




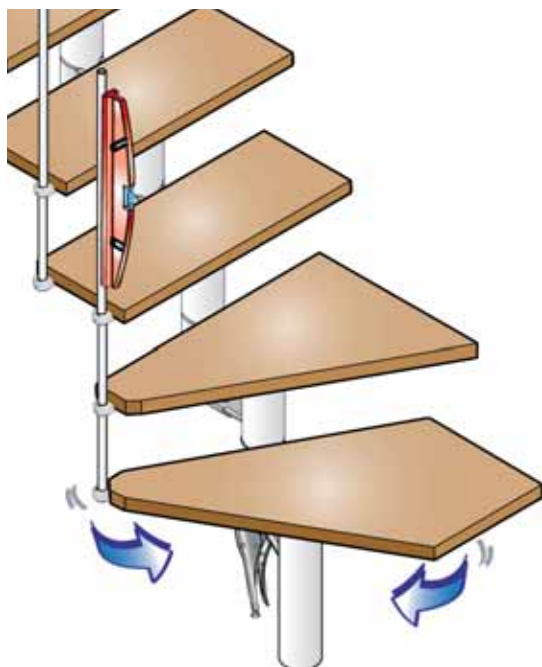
72



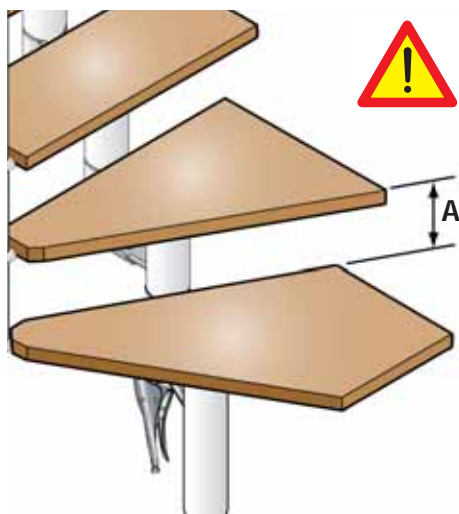
73



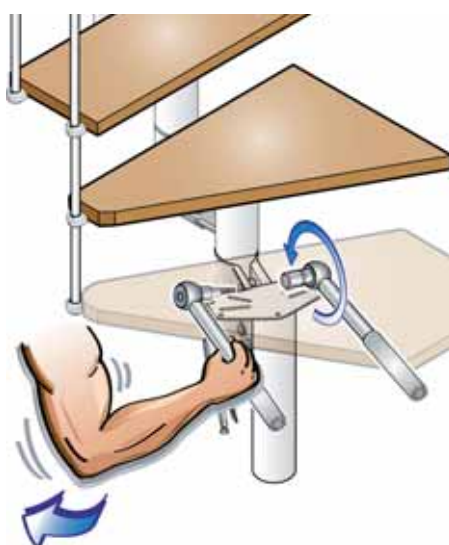
74

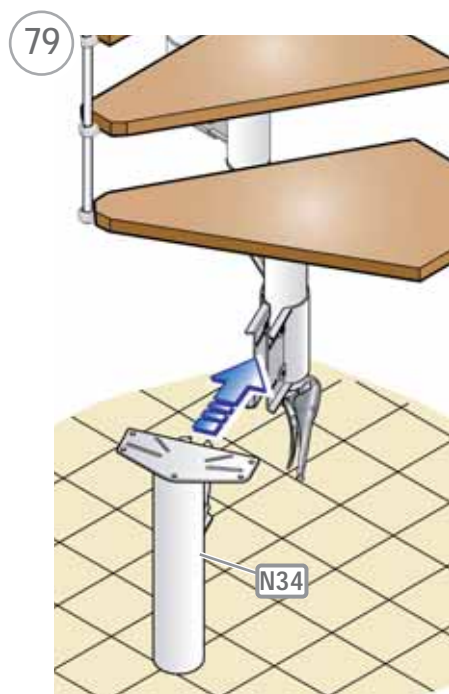
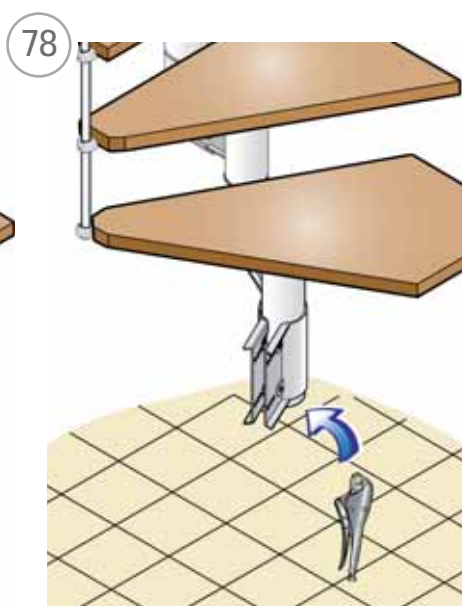
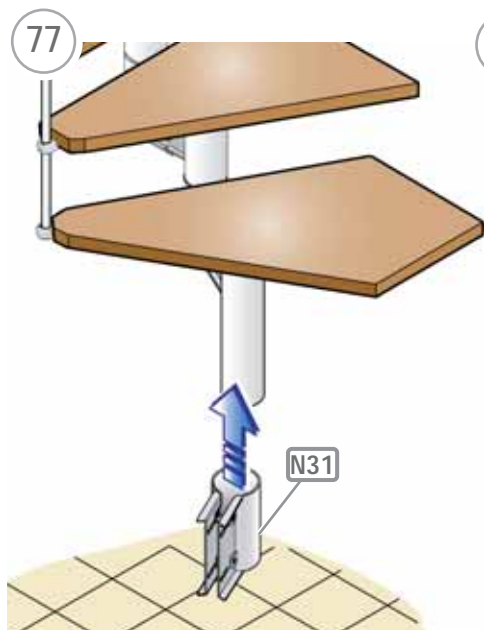


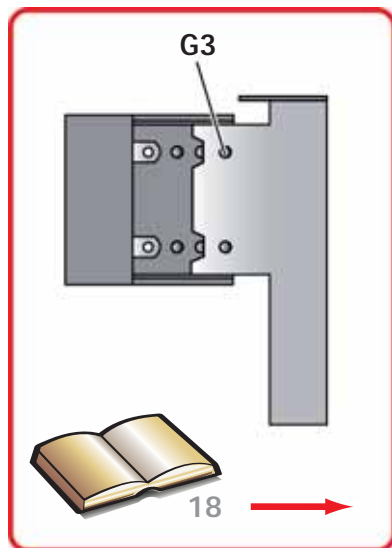
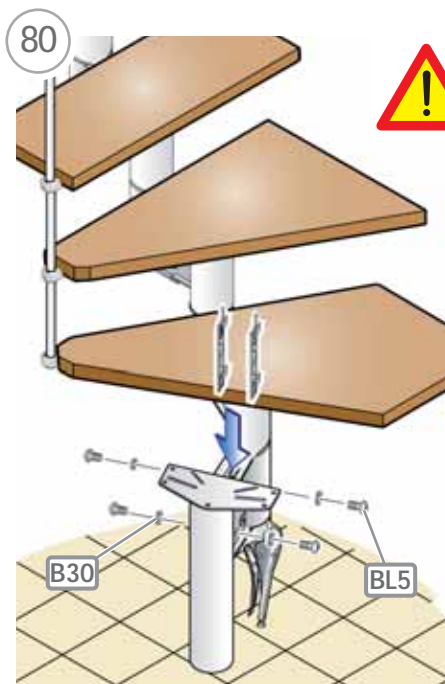
75



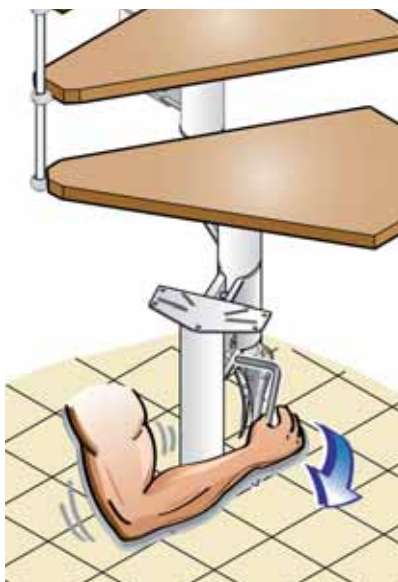
76



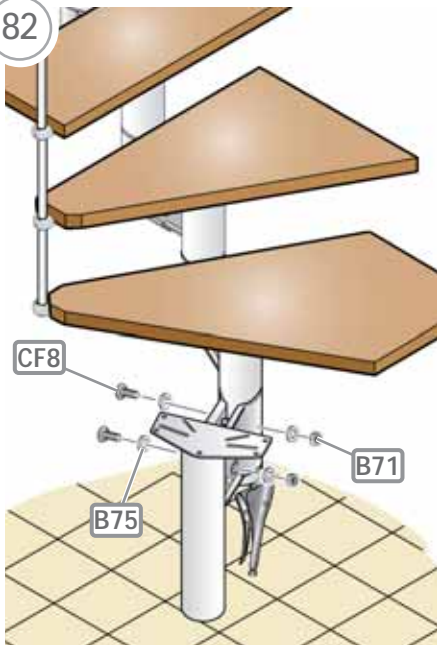




81



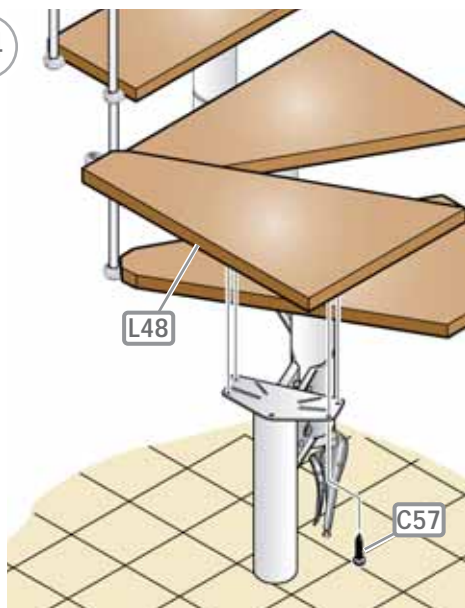
82

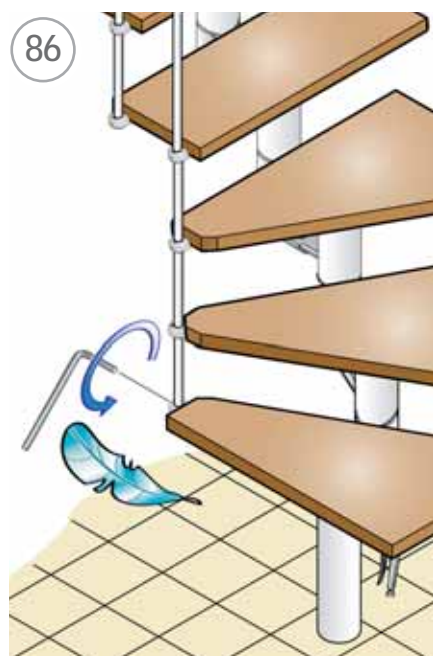
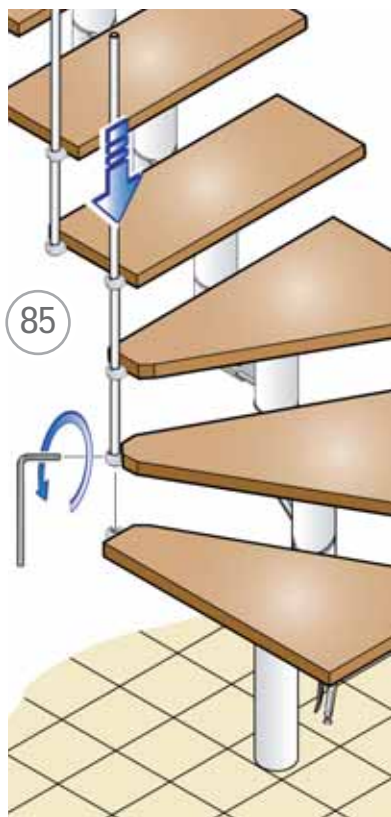


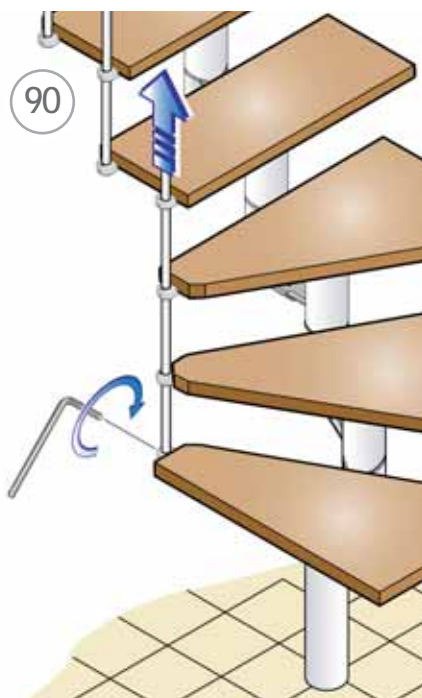
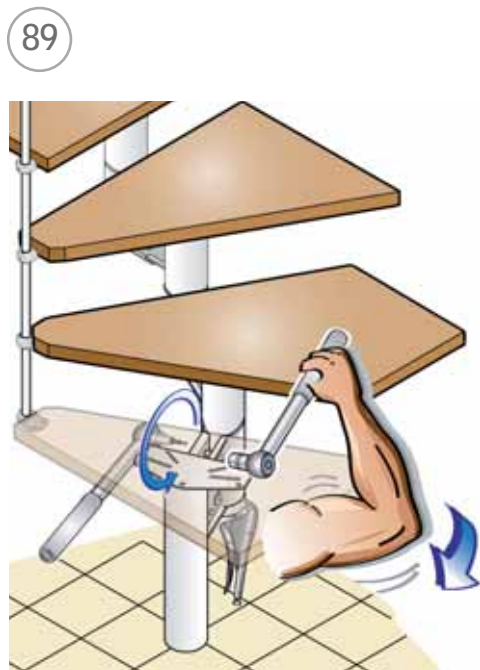
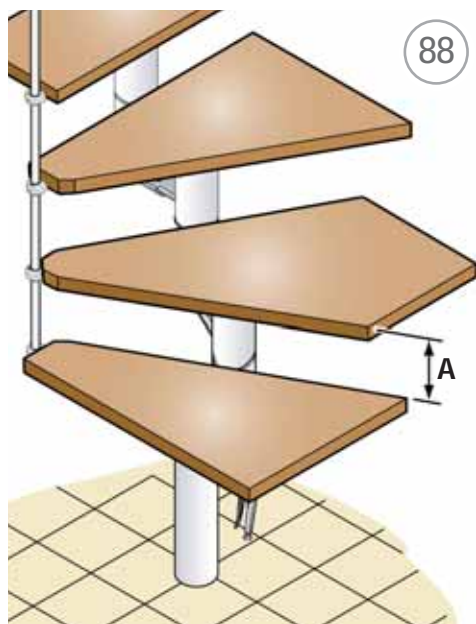
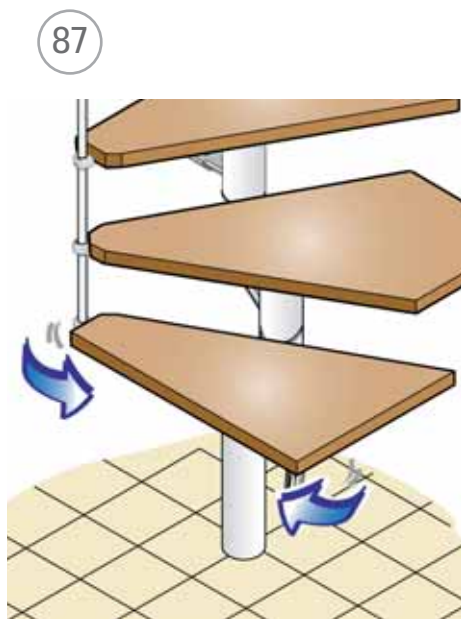
83

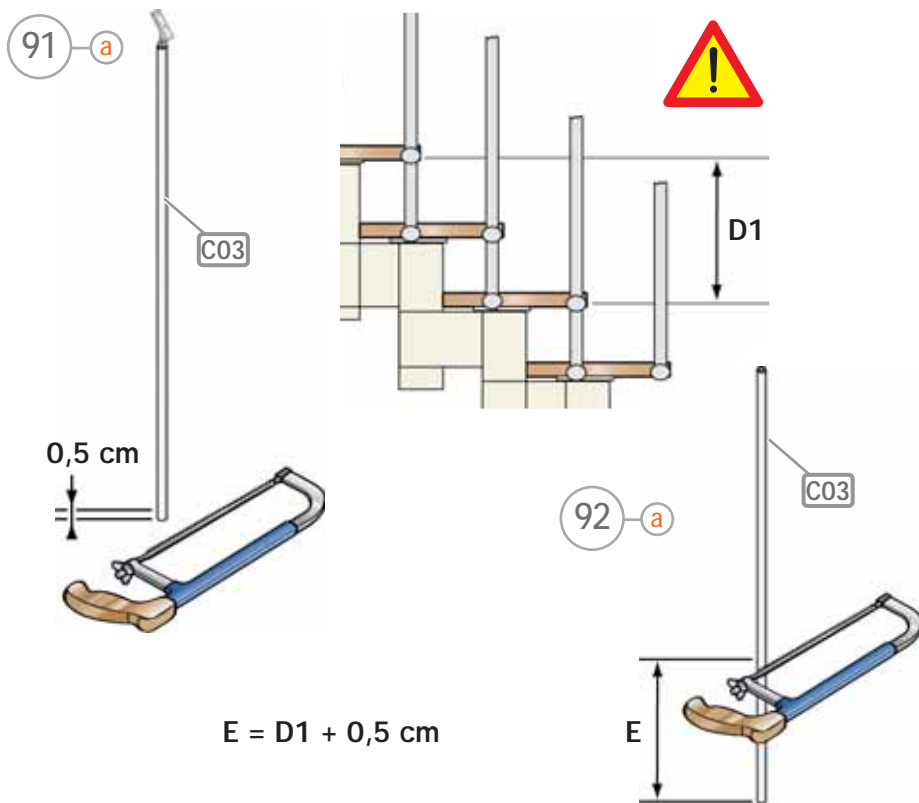
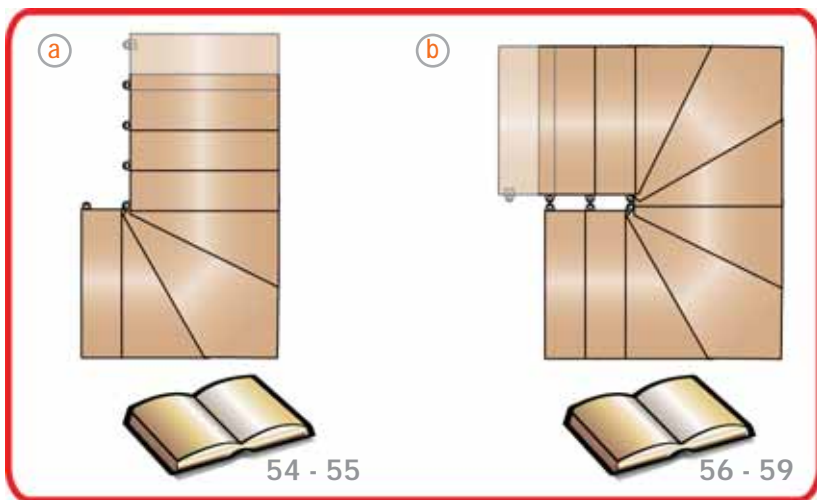


84

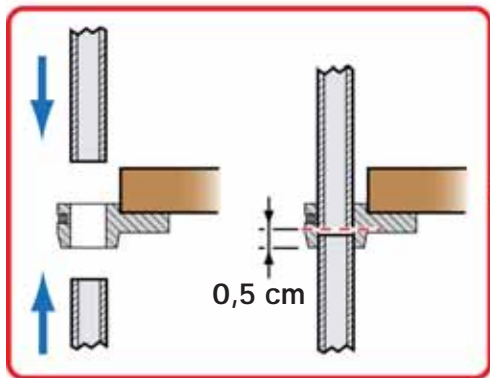
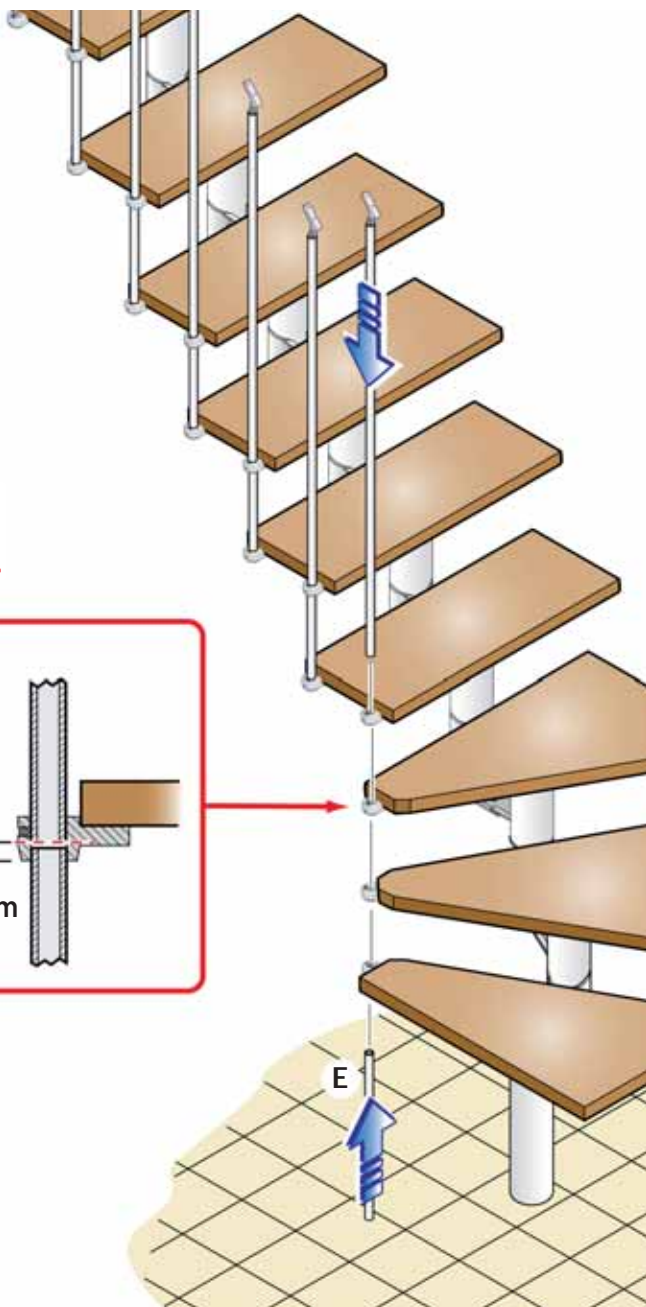




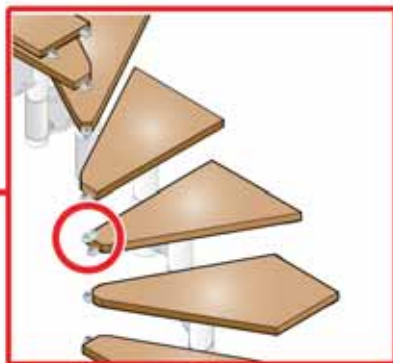
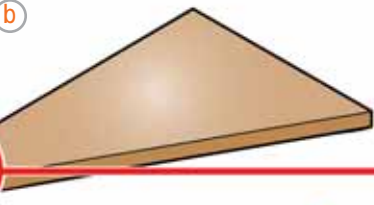




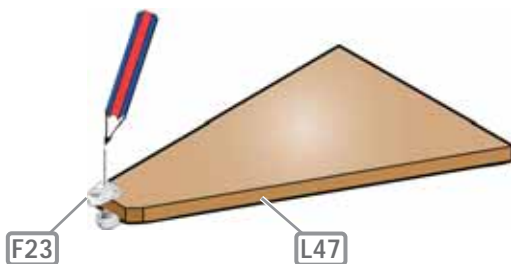
93 a



91 b

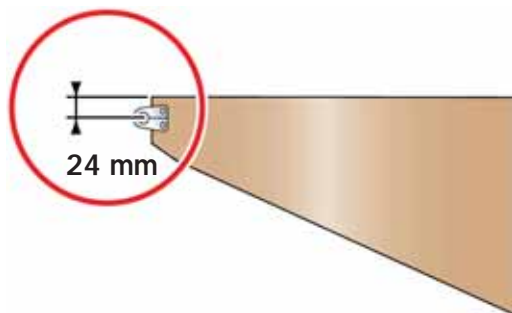


92 b



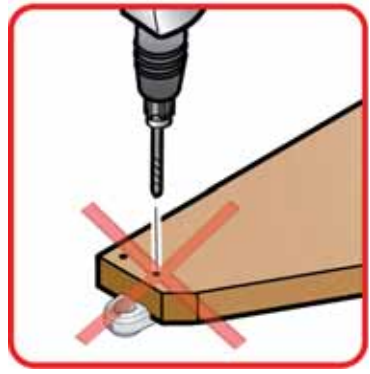
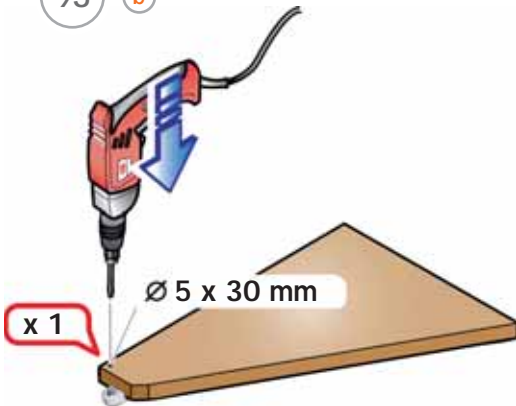
F23

L47

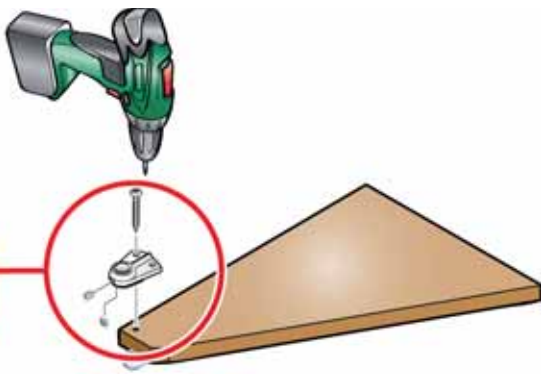
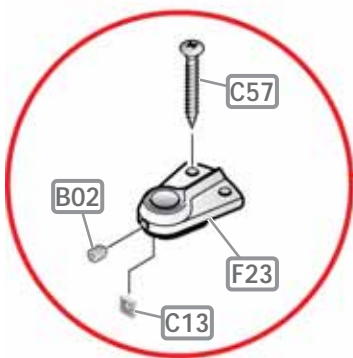


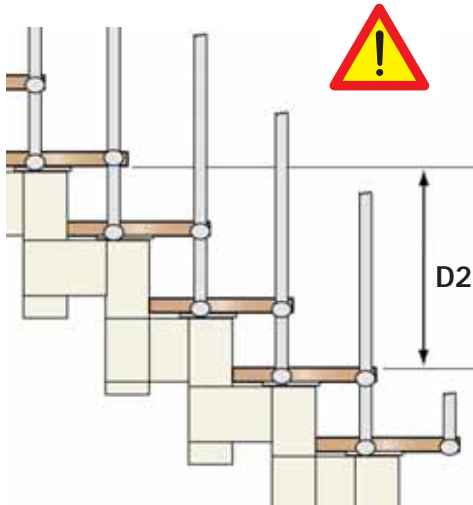
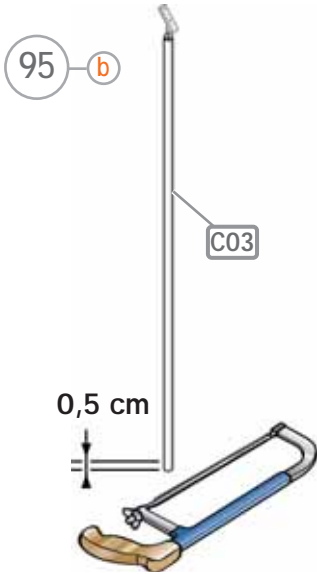
24 mm

93 (b)

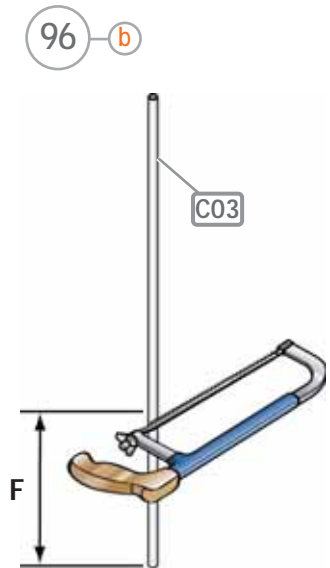


94 (b)

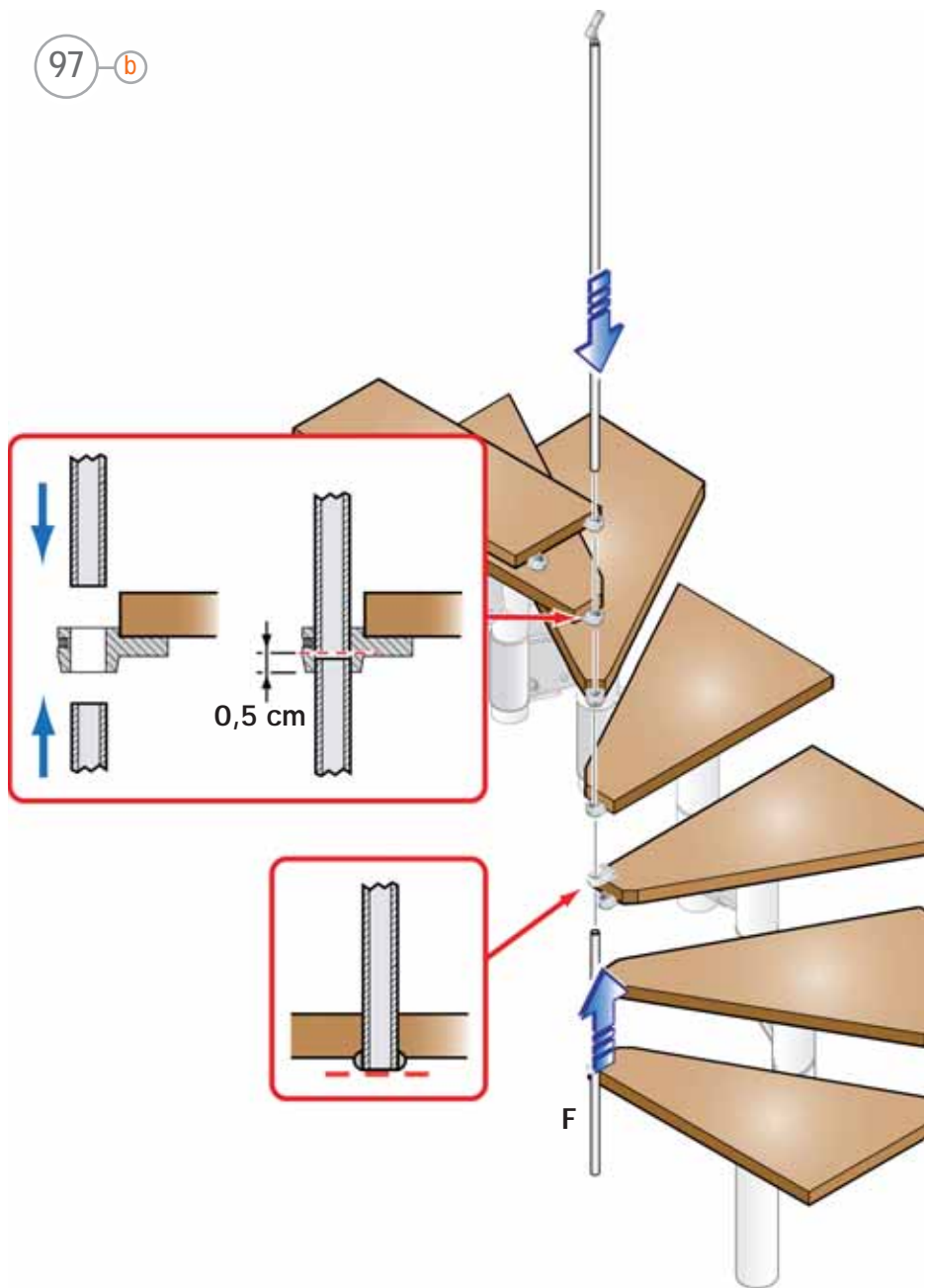




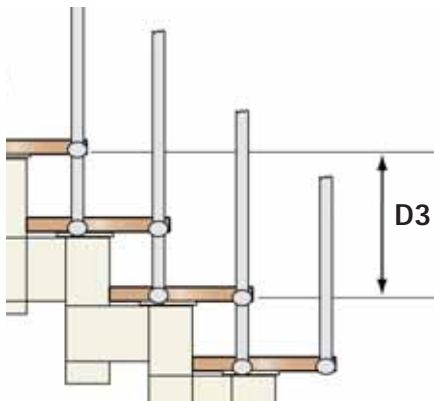
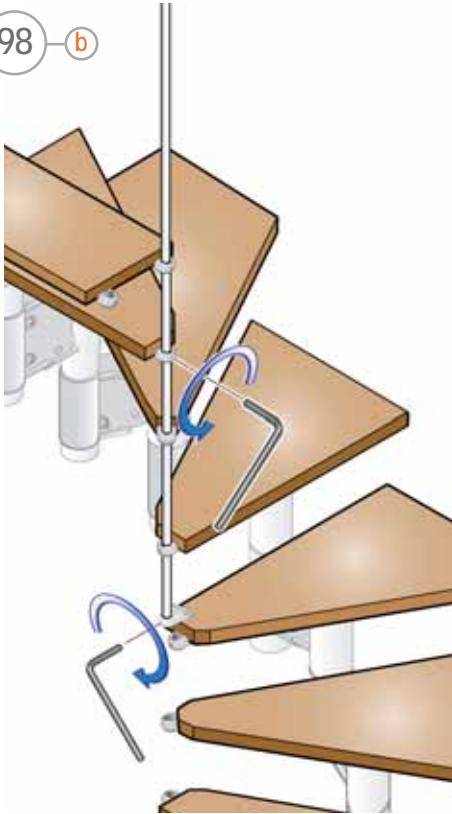
$$F = D2 + 0,5 \text{ cm}$$



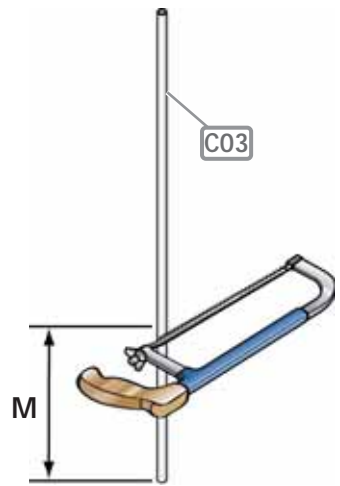
97 b



98 b

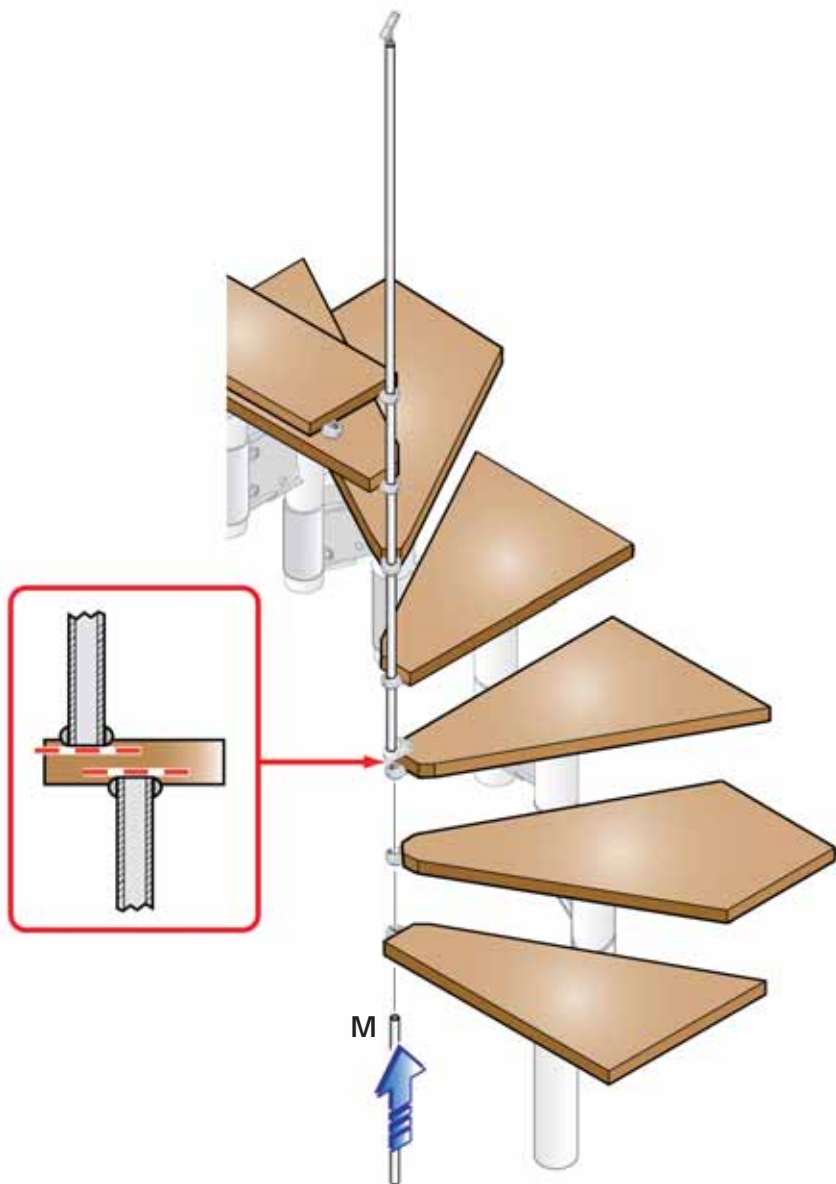


99 b

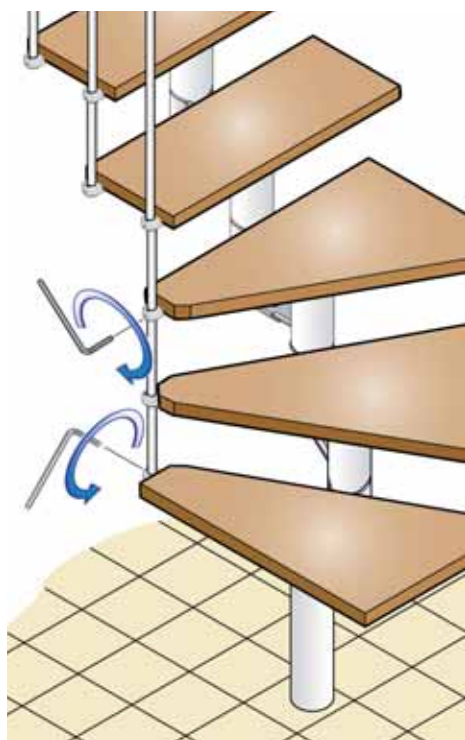


$$M = D3 + 2 \text{ cm}$$

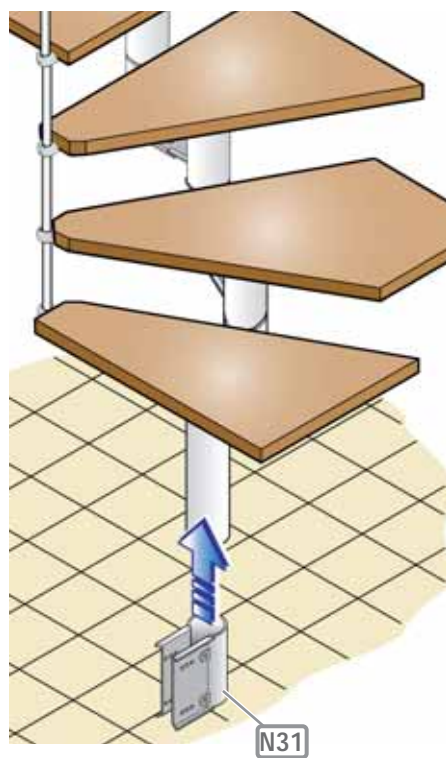




101



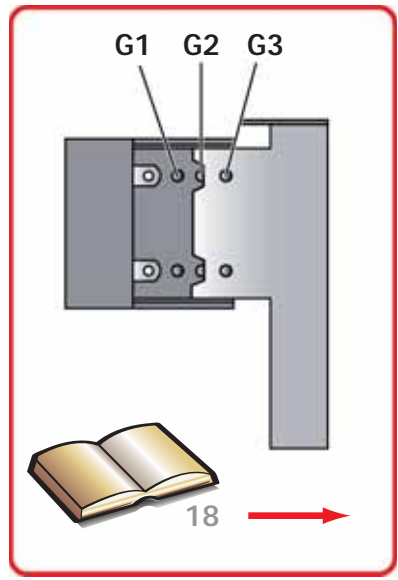
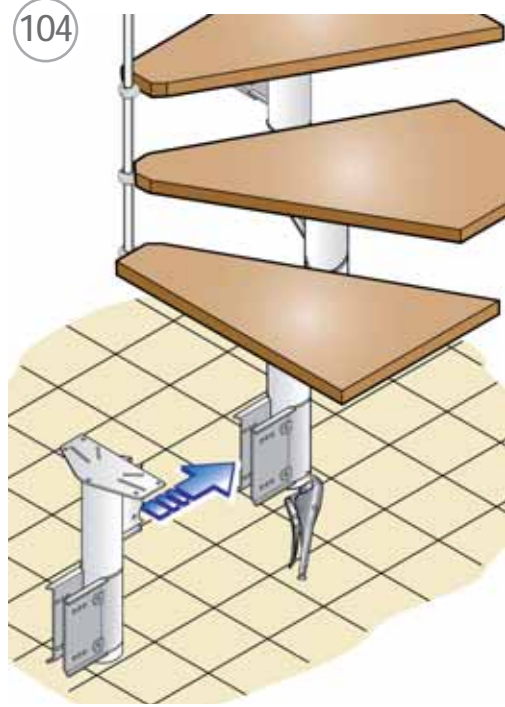
102



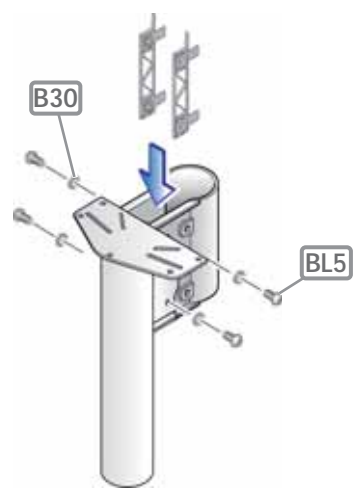
103



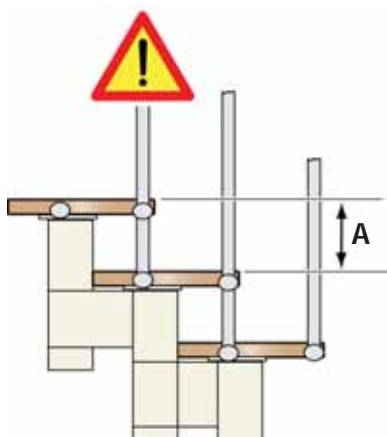
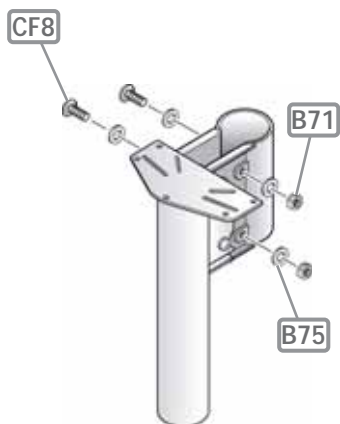
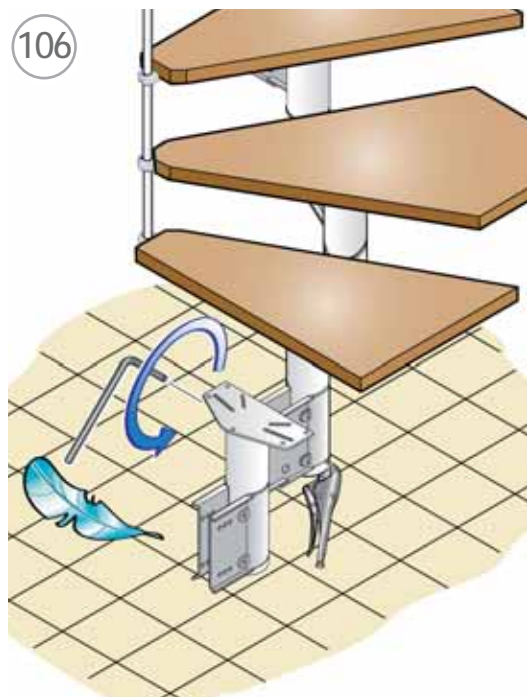
104



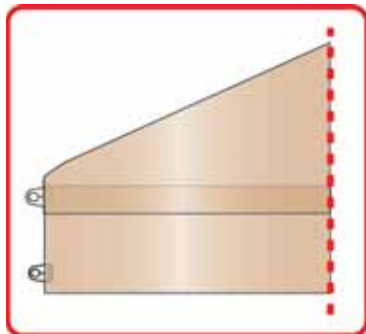
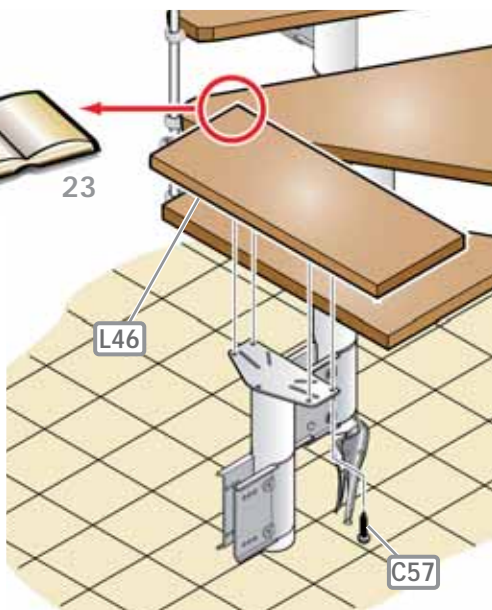
105



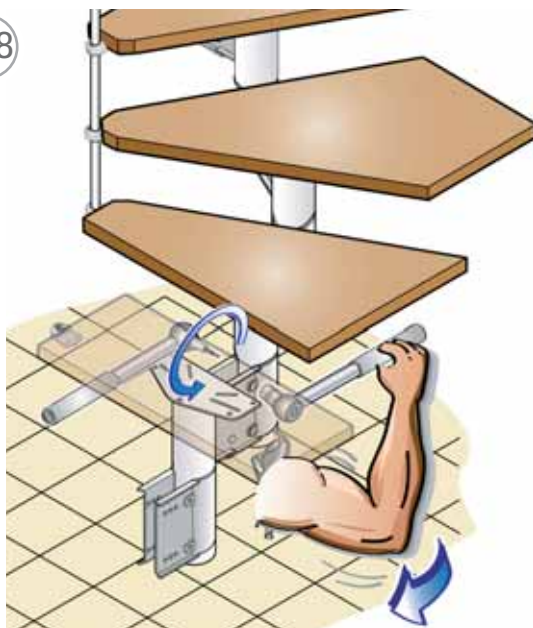
106



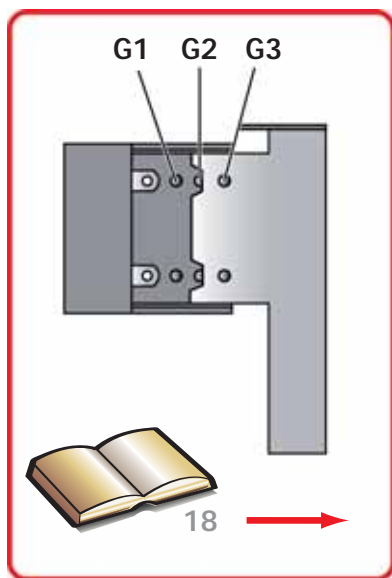
107



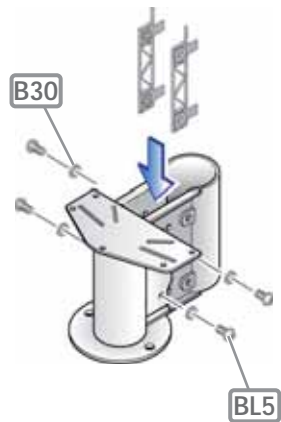
108



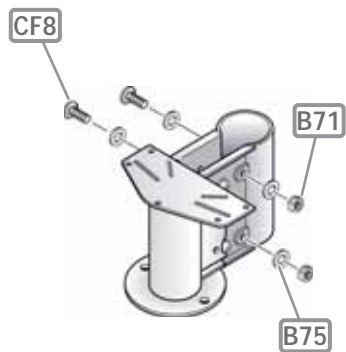
109

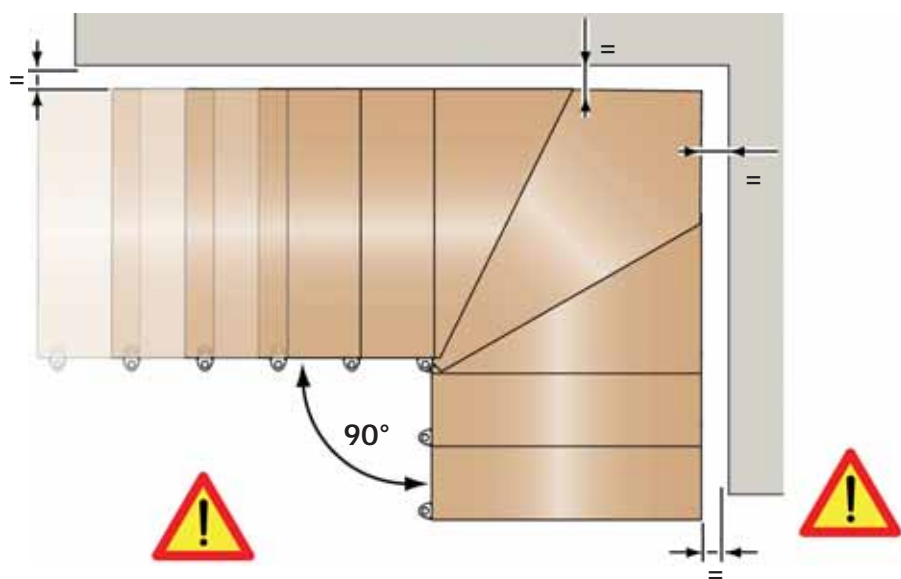
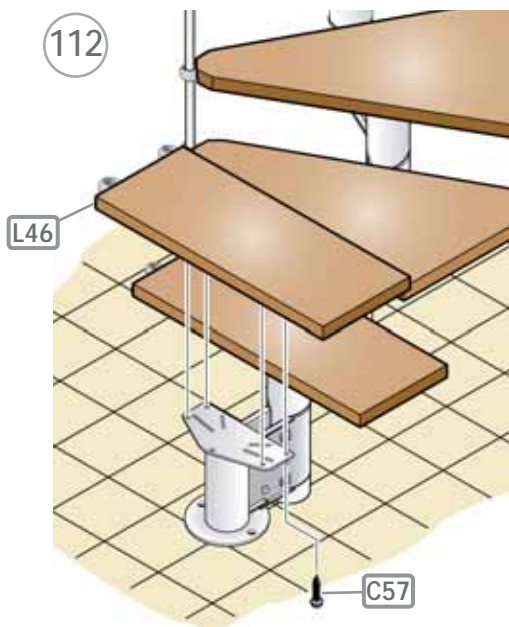


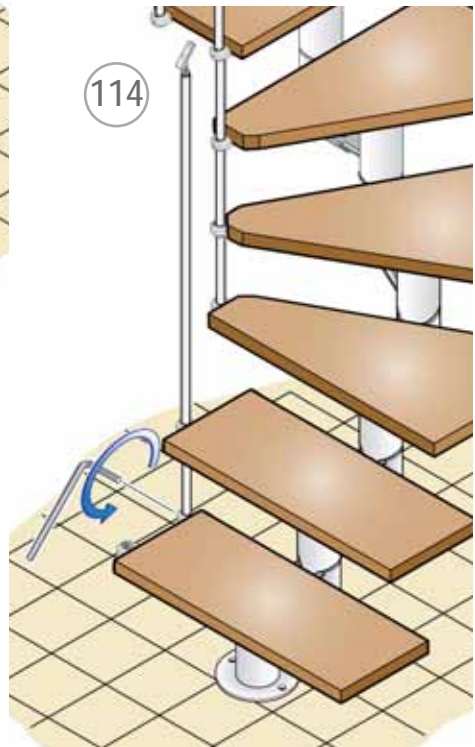
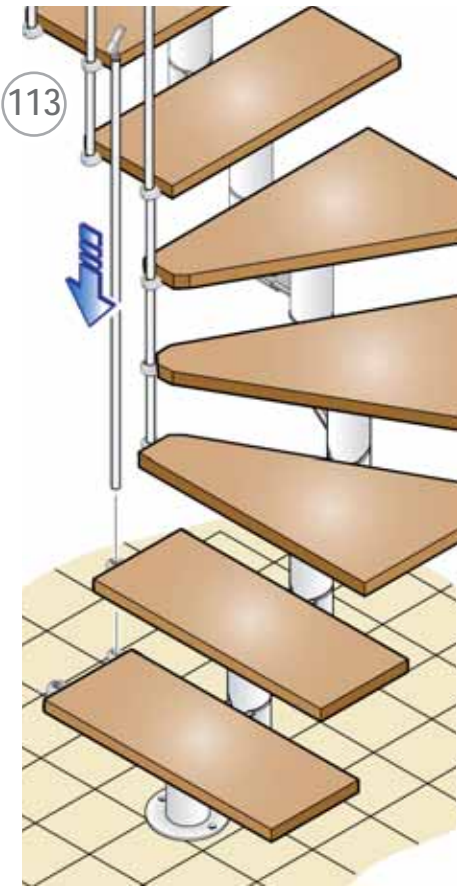
110





111

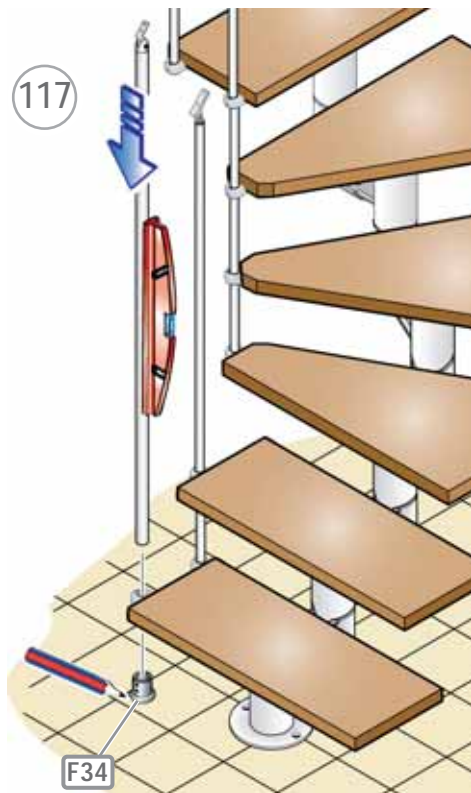




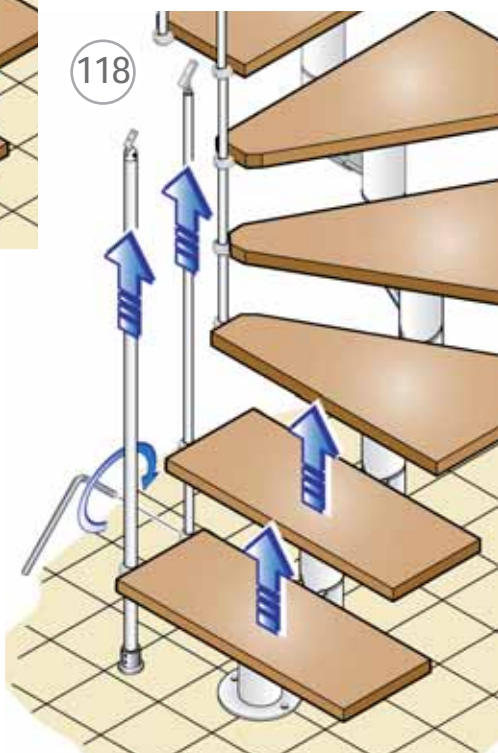


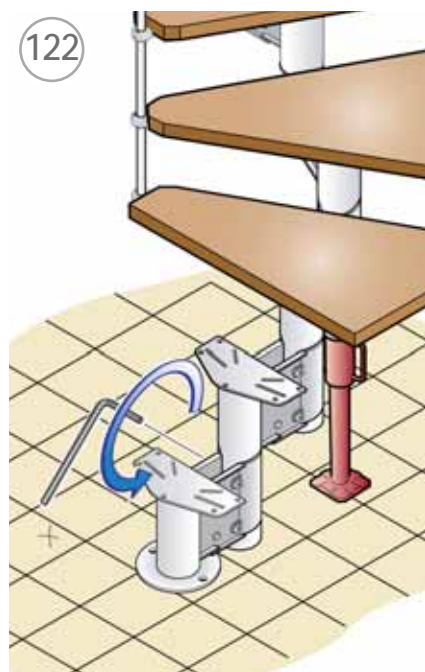
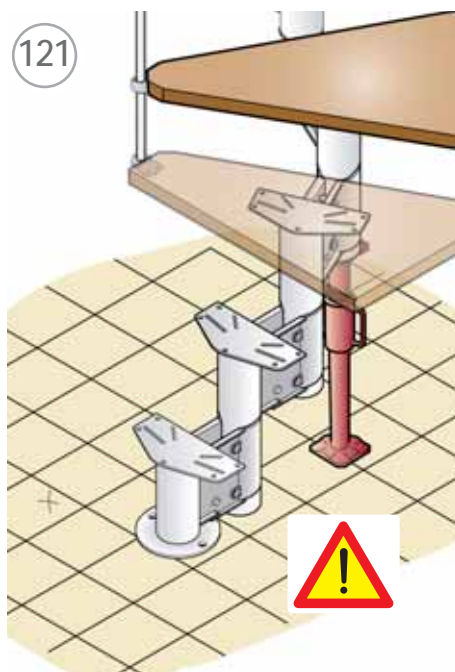
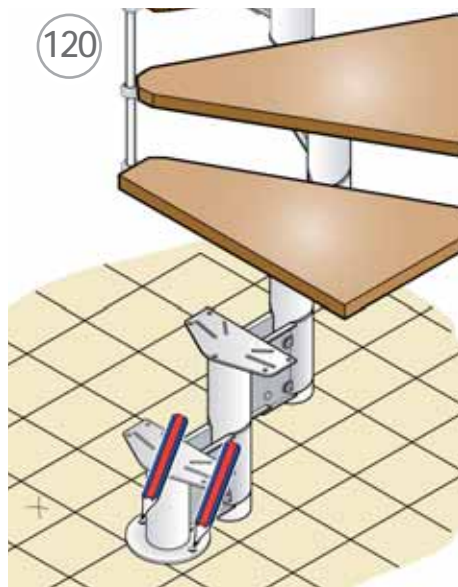
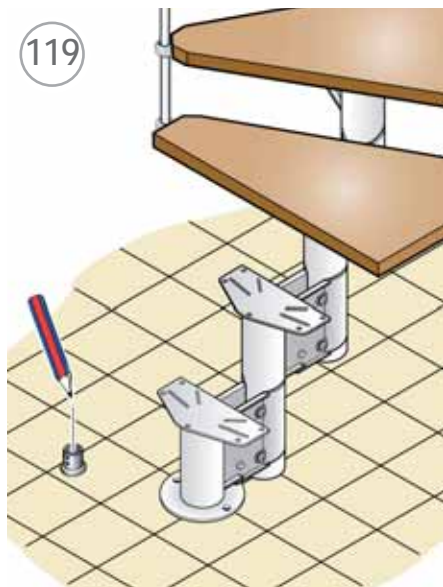


117

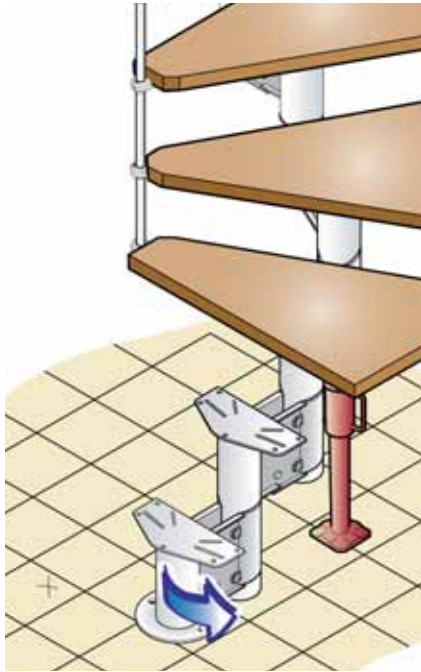


118

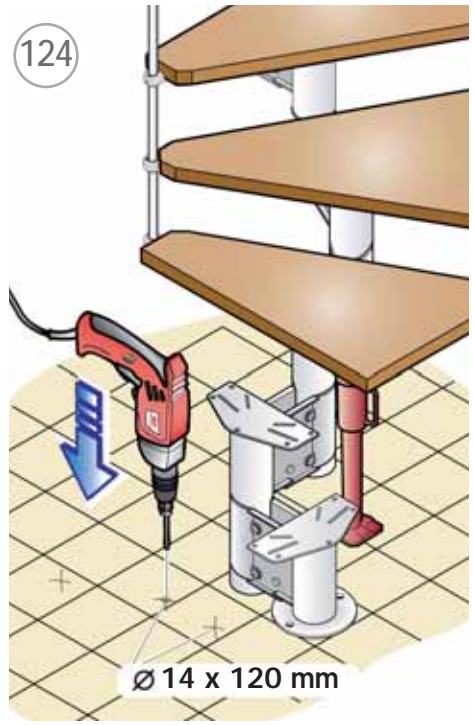




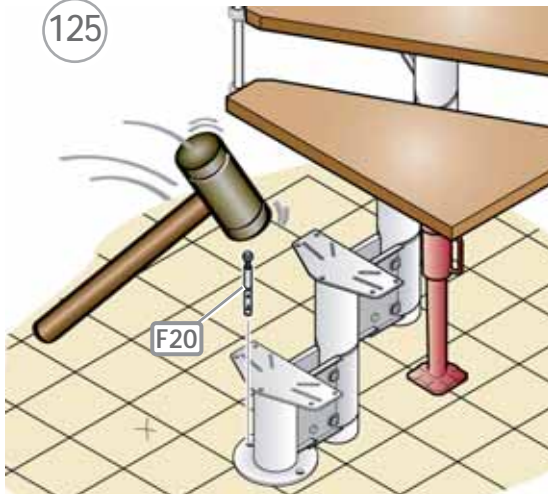
123



124



125

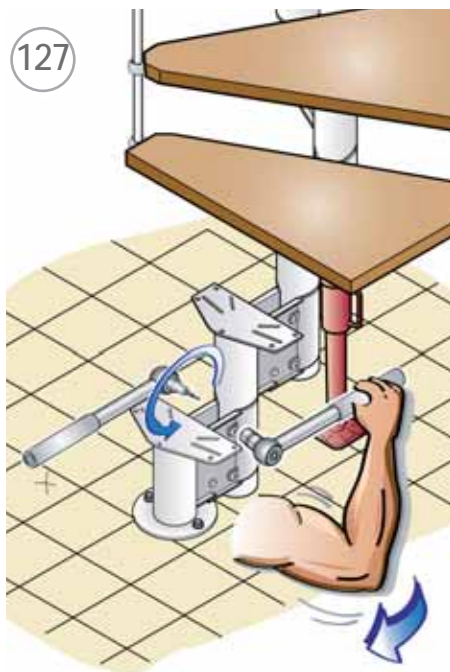


128

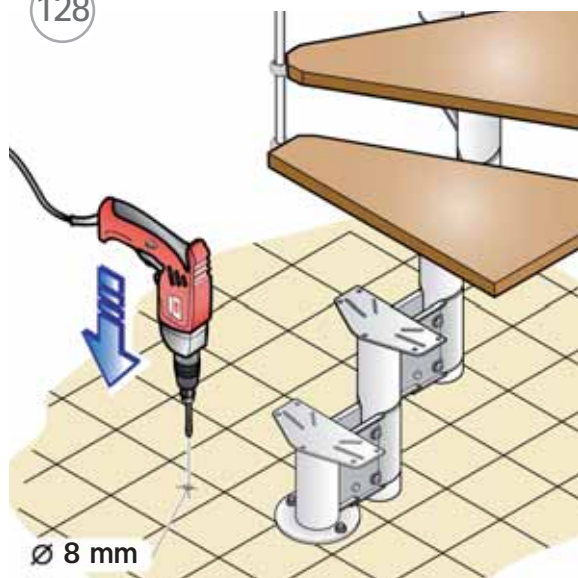
126



127

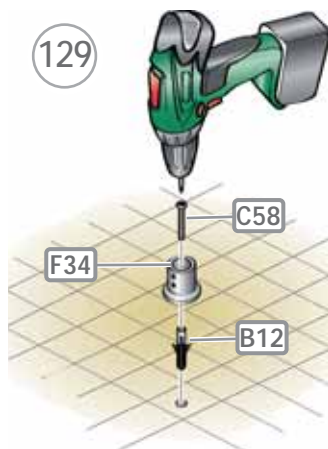


128

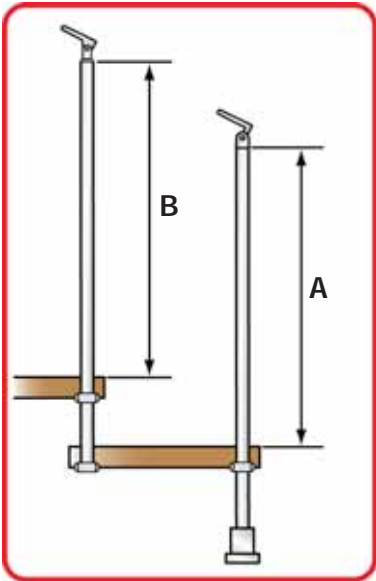
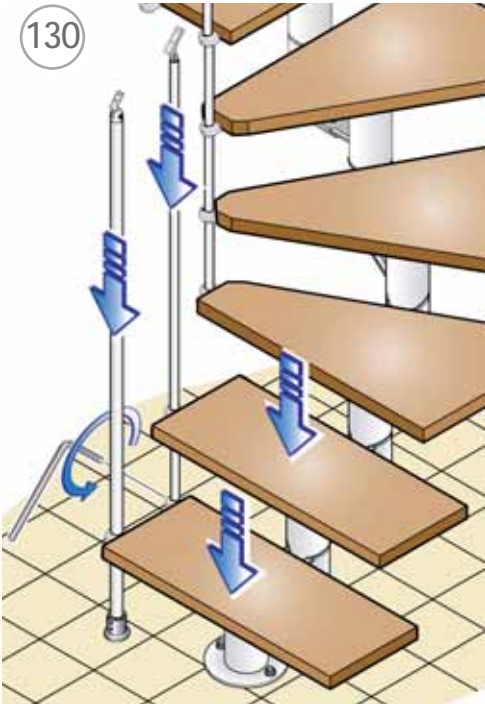


Ø 8 mm

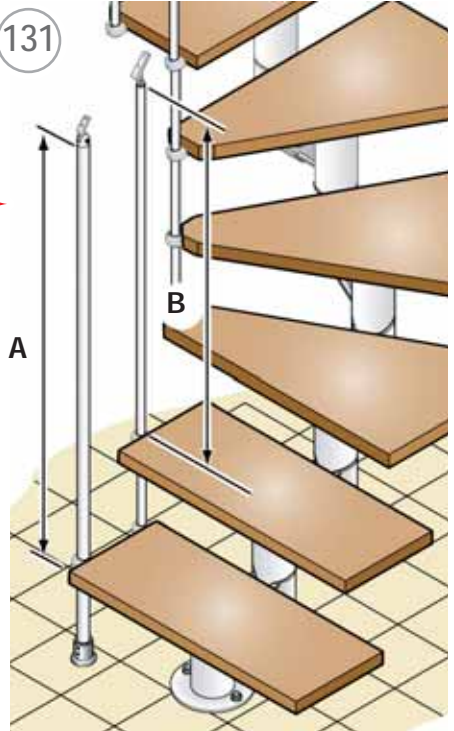
129



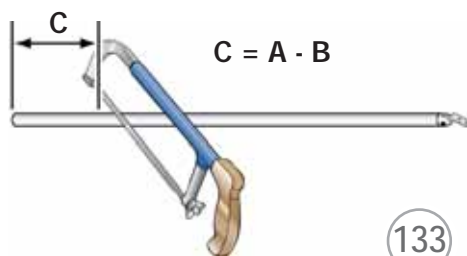
130



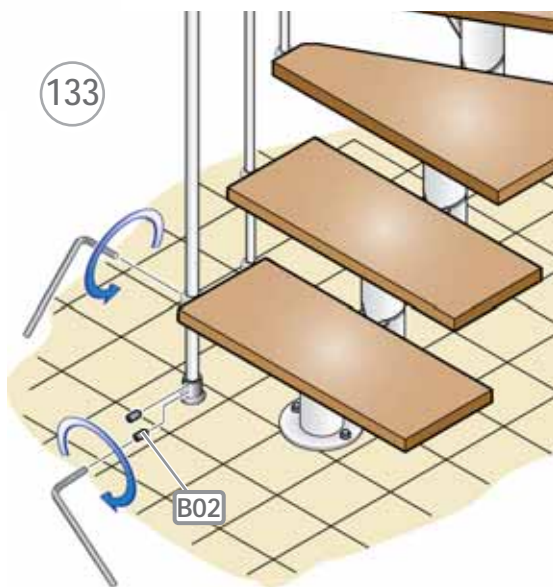
131



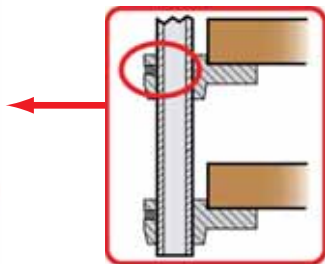
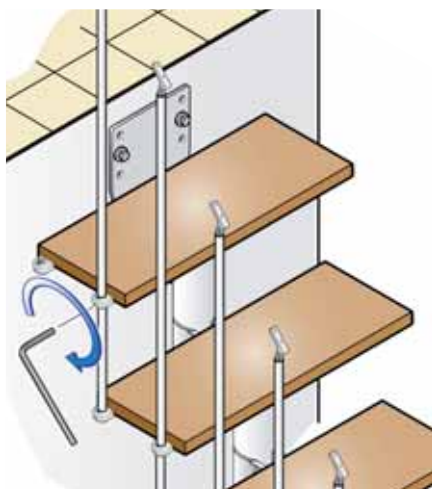
132



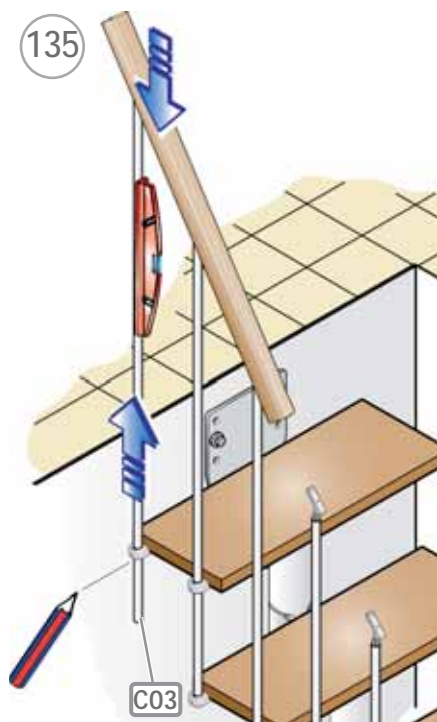
133



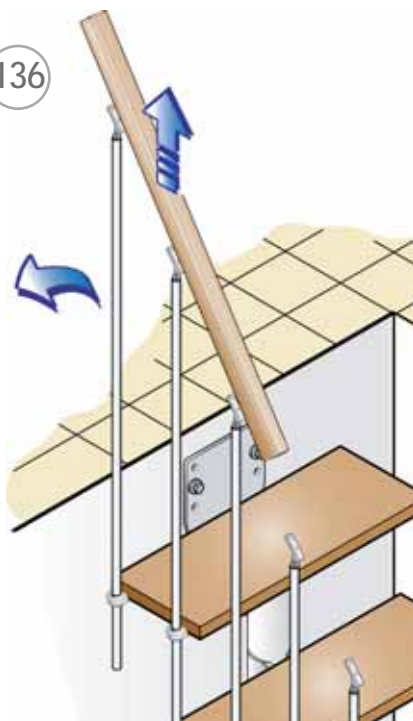
134



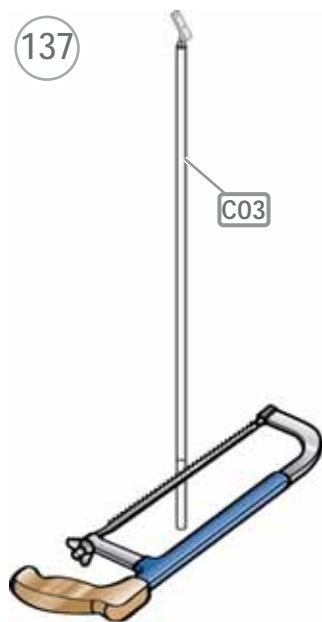
135



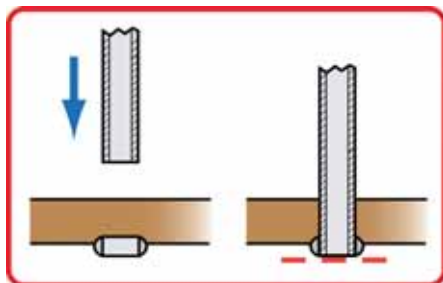
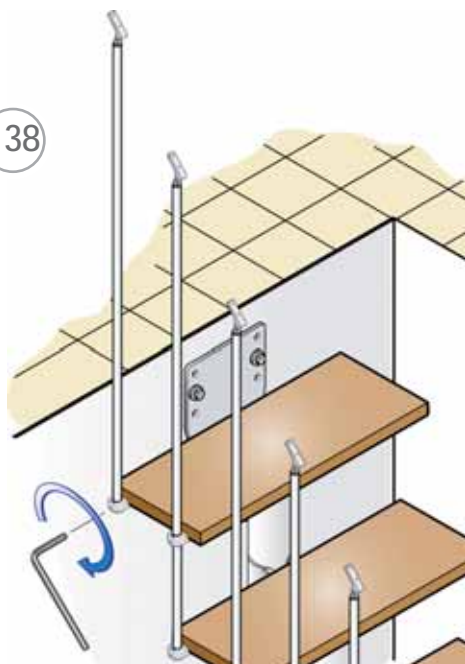
136

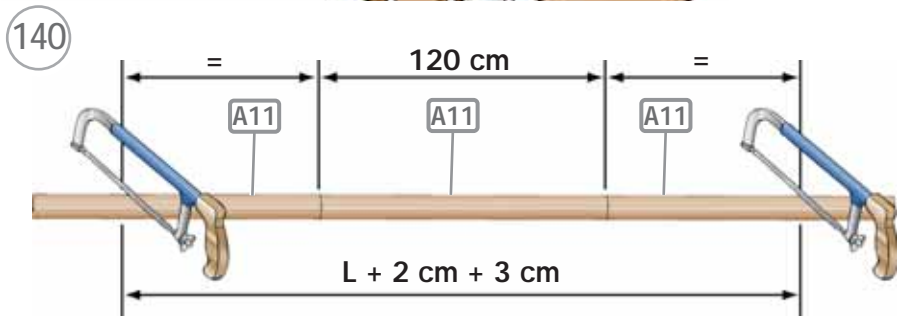
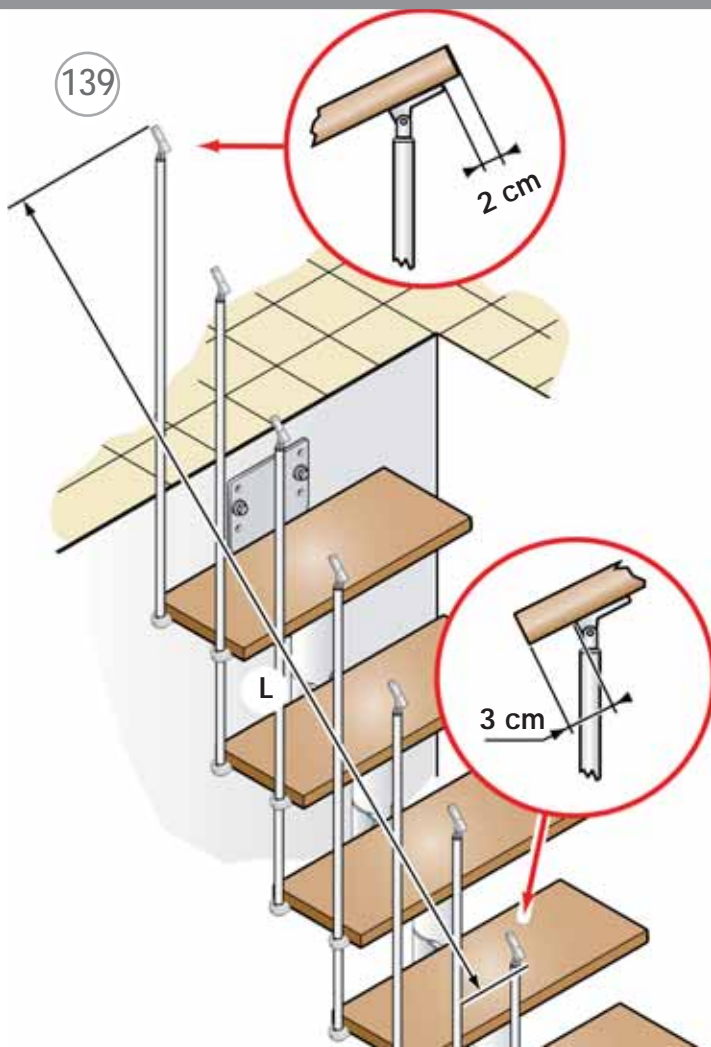


137



138

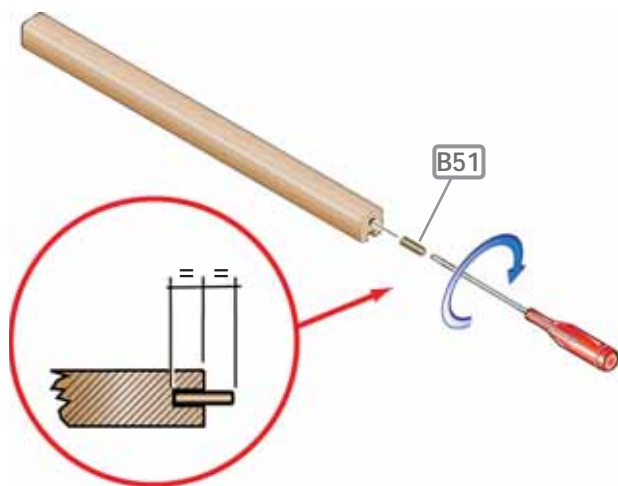




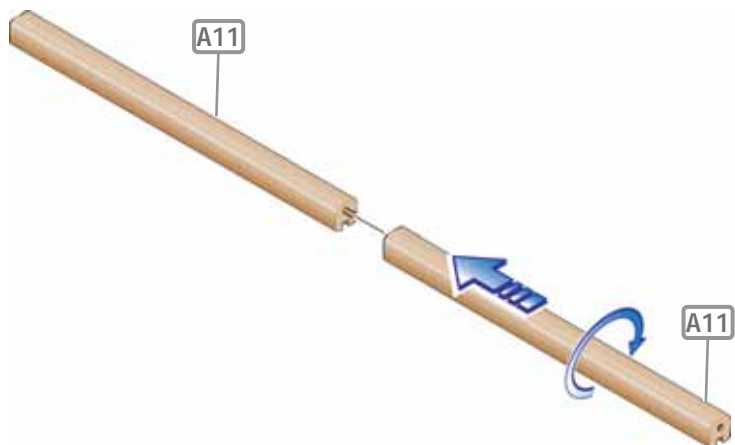
141



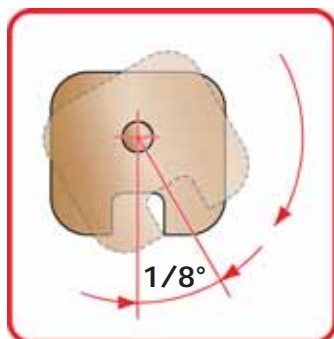
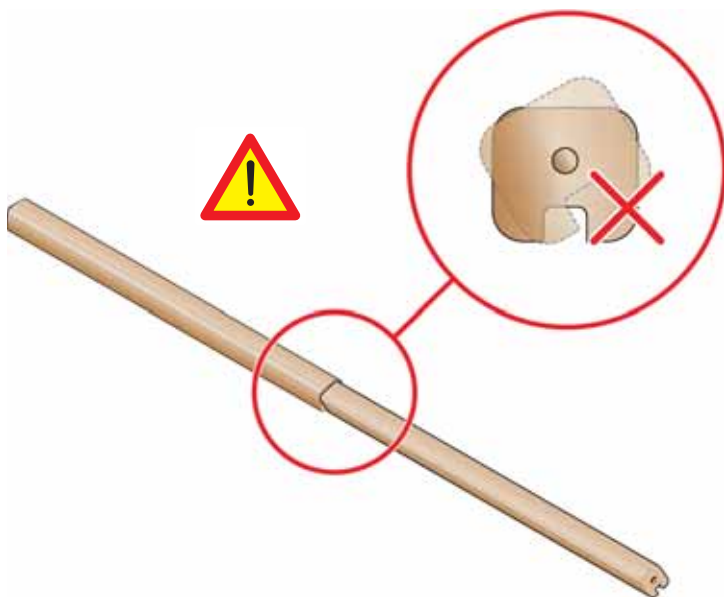
142




143



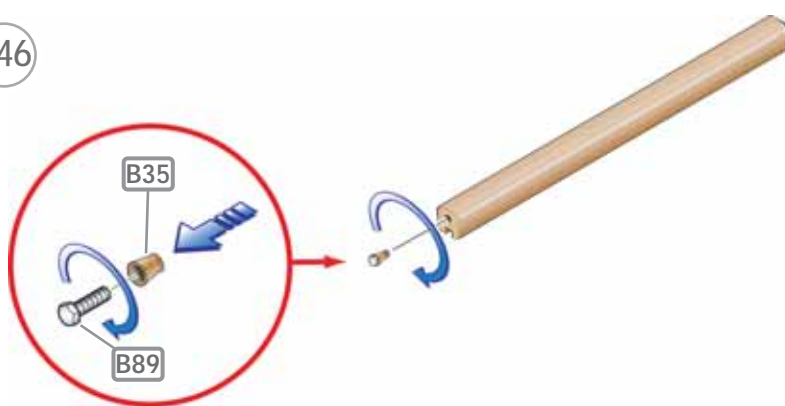
144



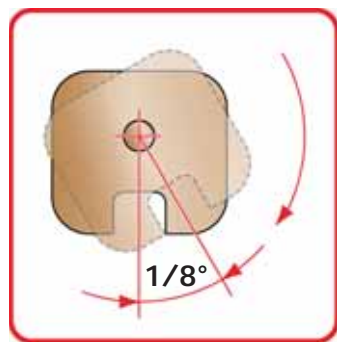
145



146



147




148



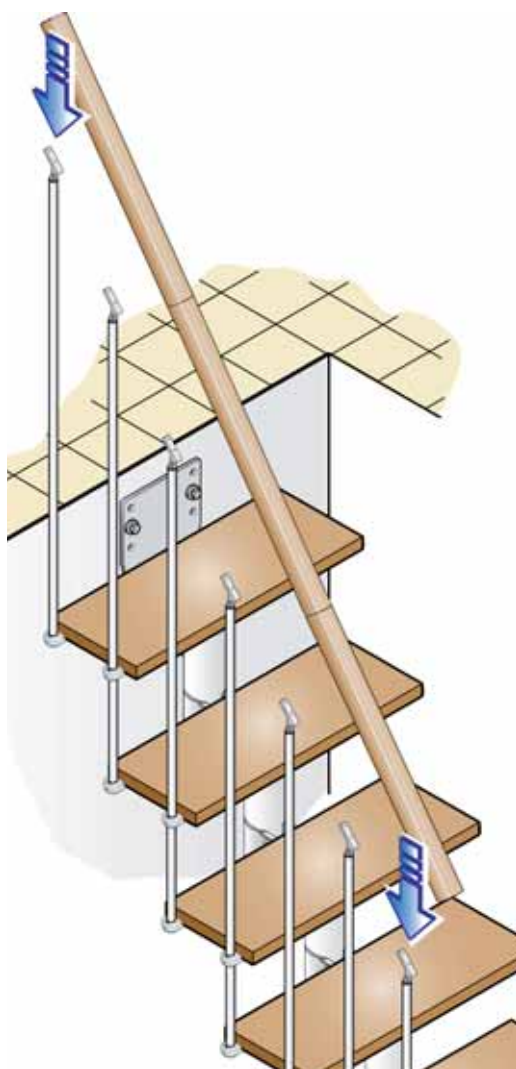
149

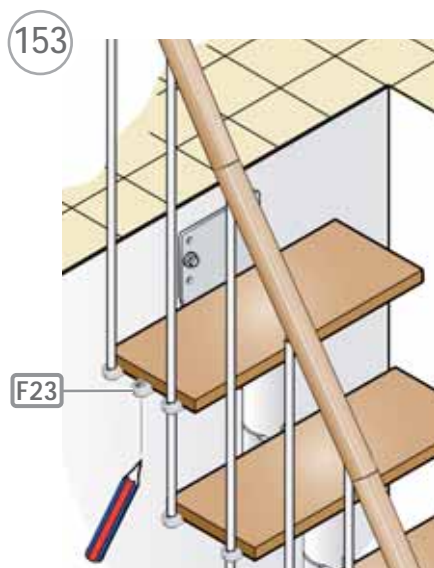
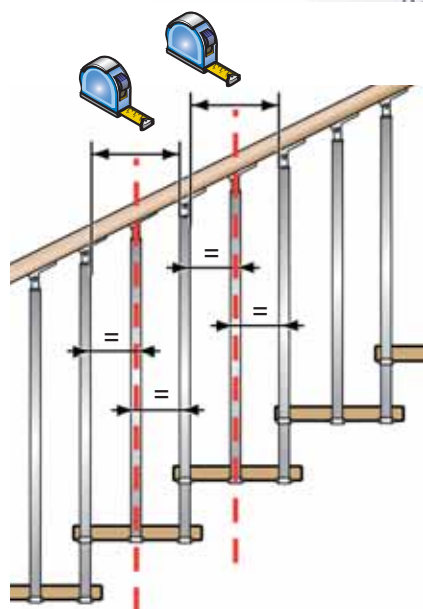
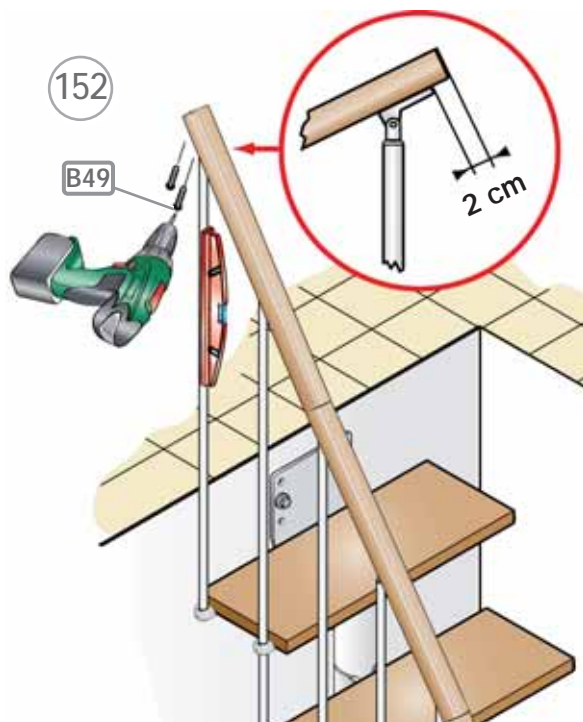


150

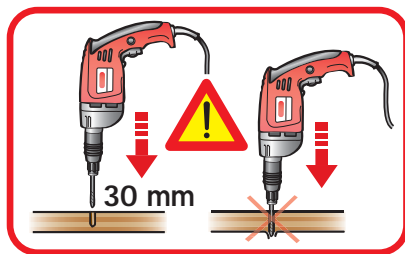
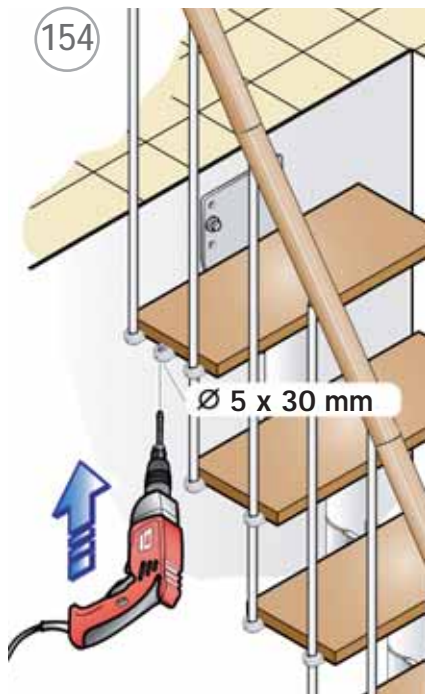


151

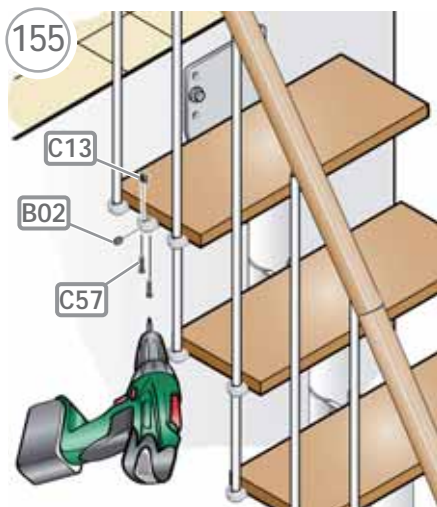




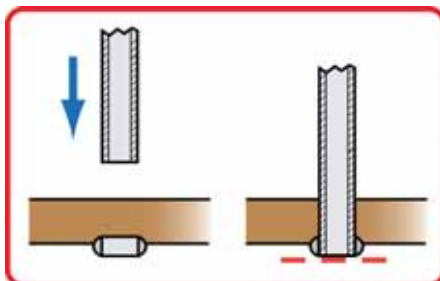
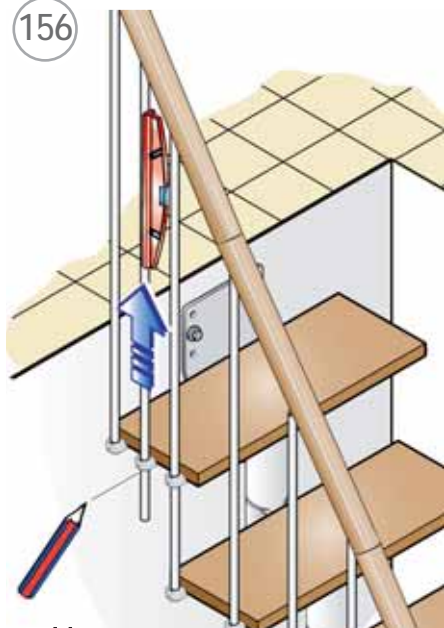
154



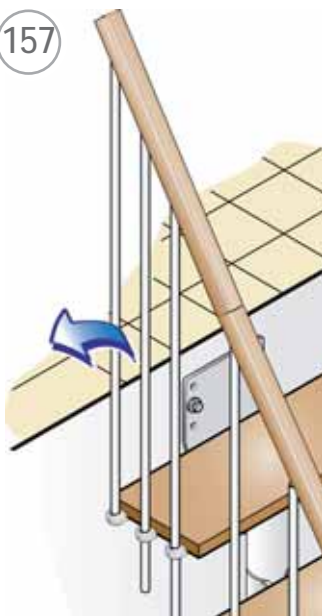
155



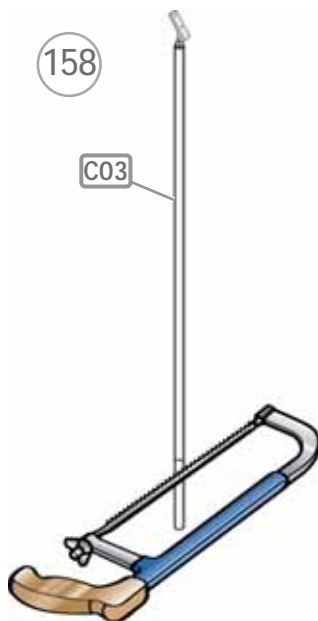
156



157



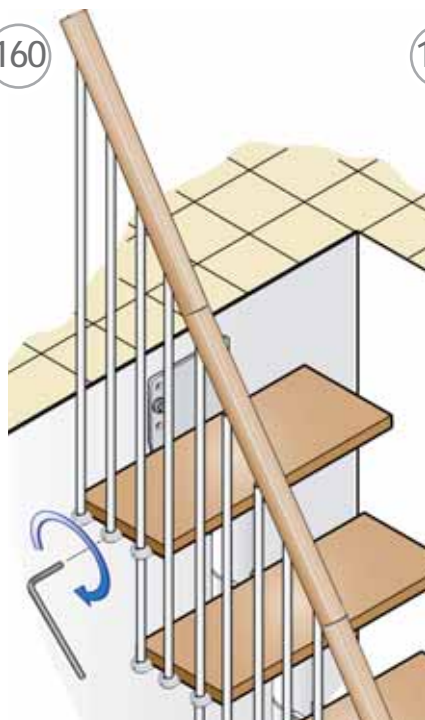
158



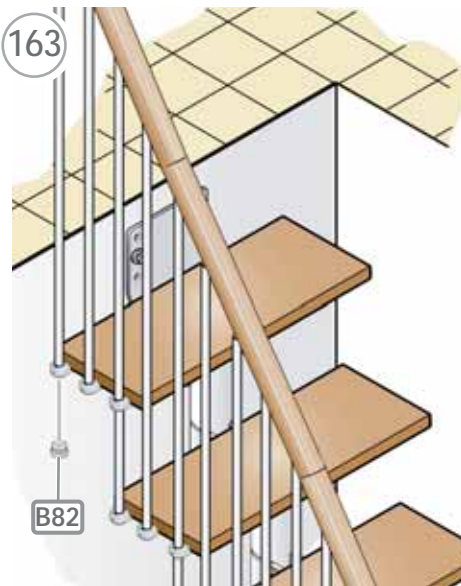
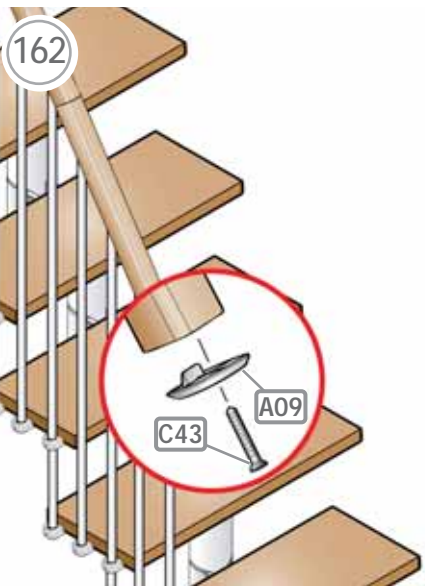
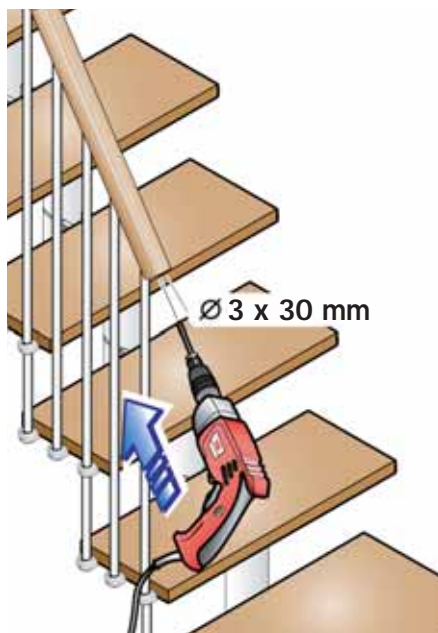
159

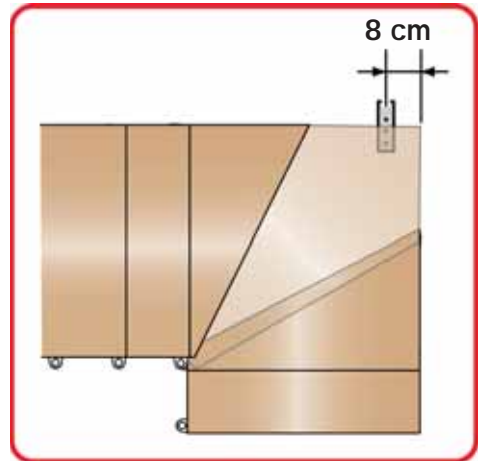
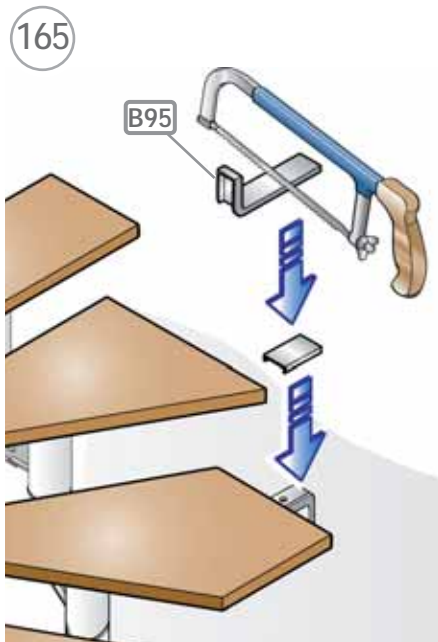
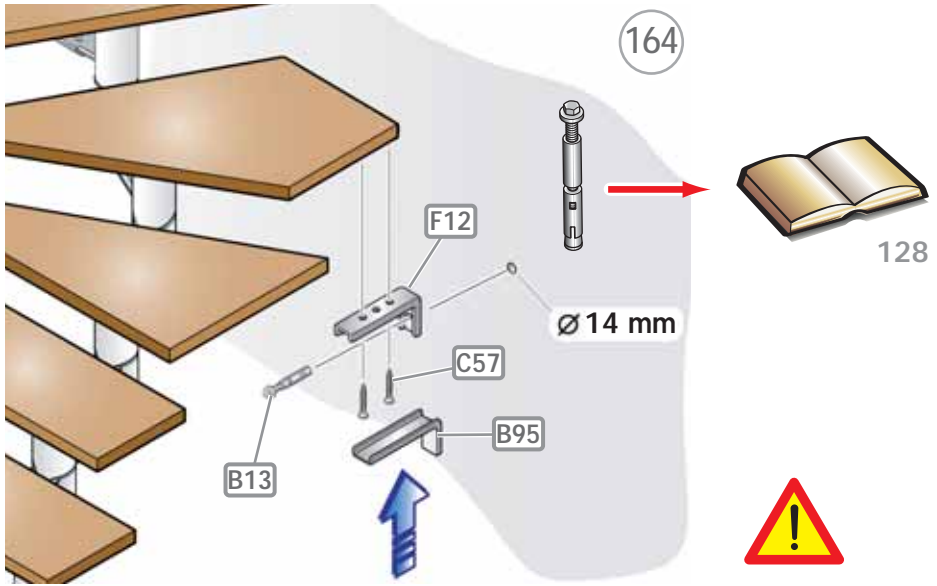


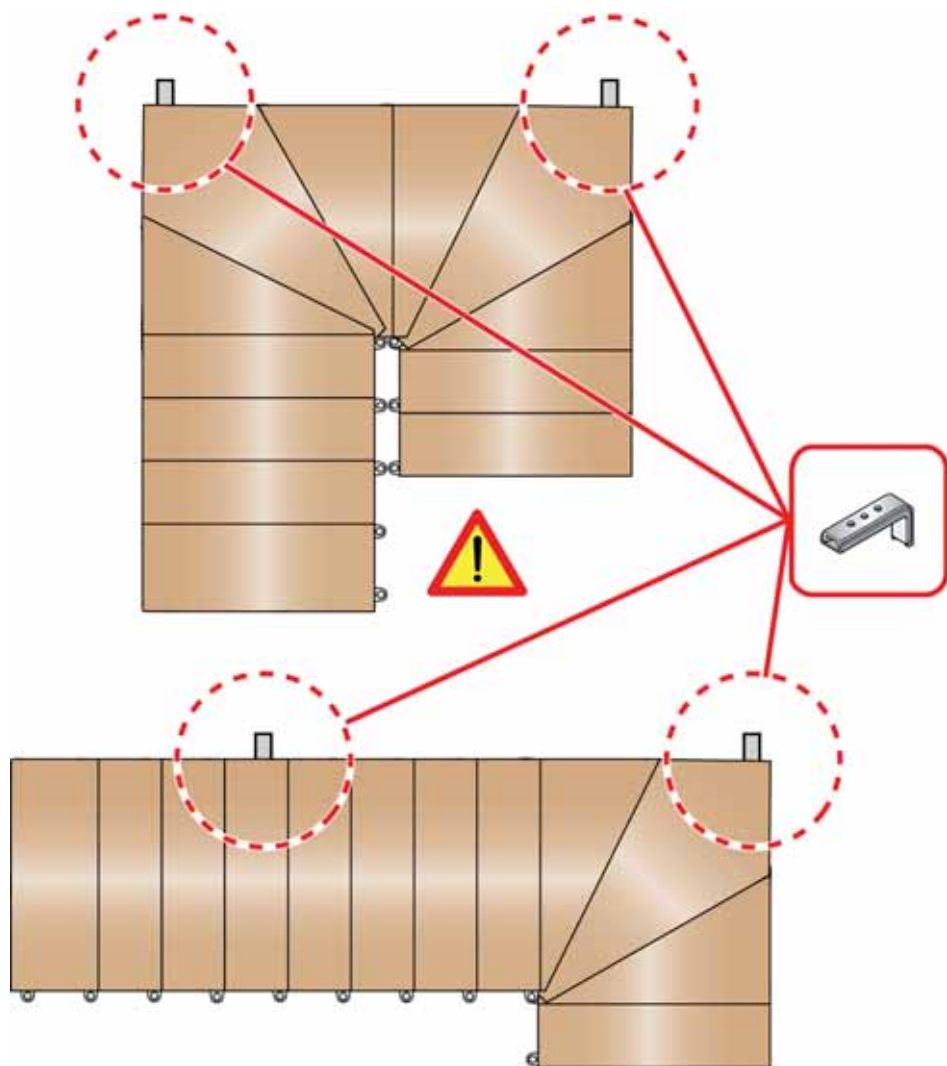
160

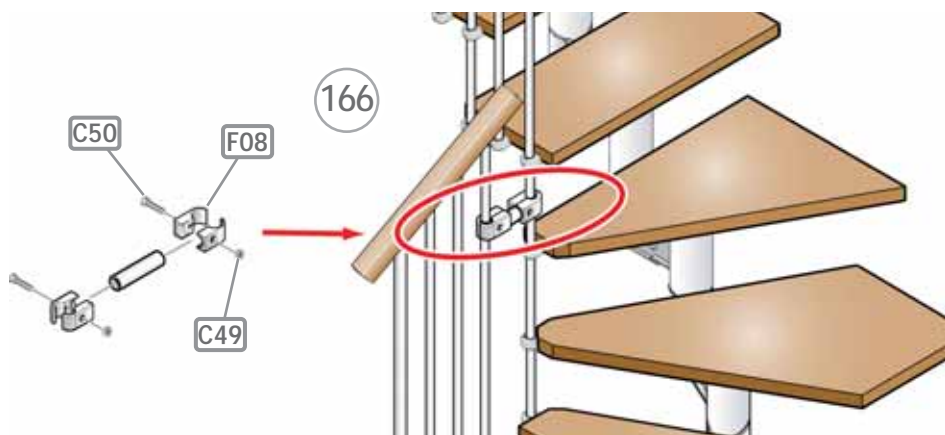
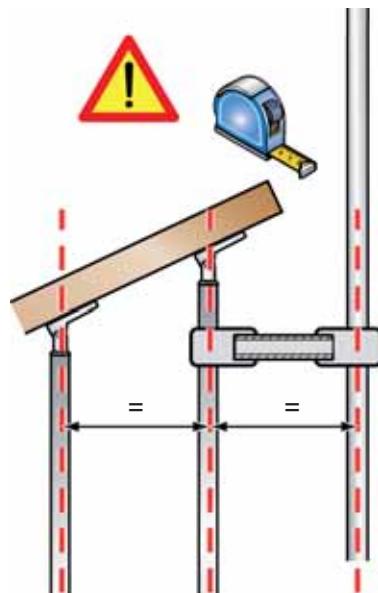


161

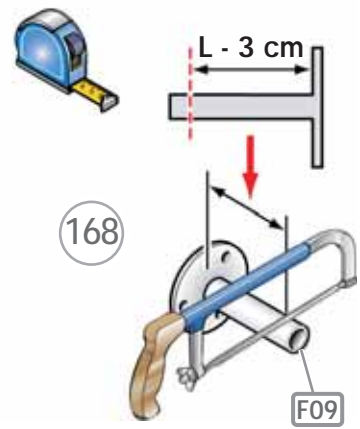
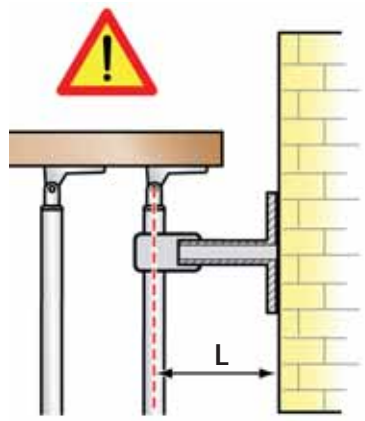
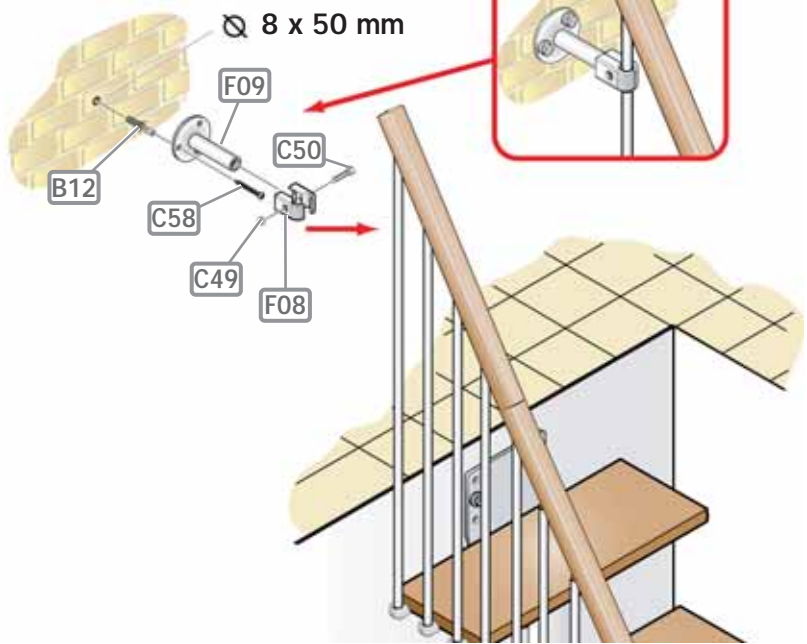


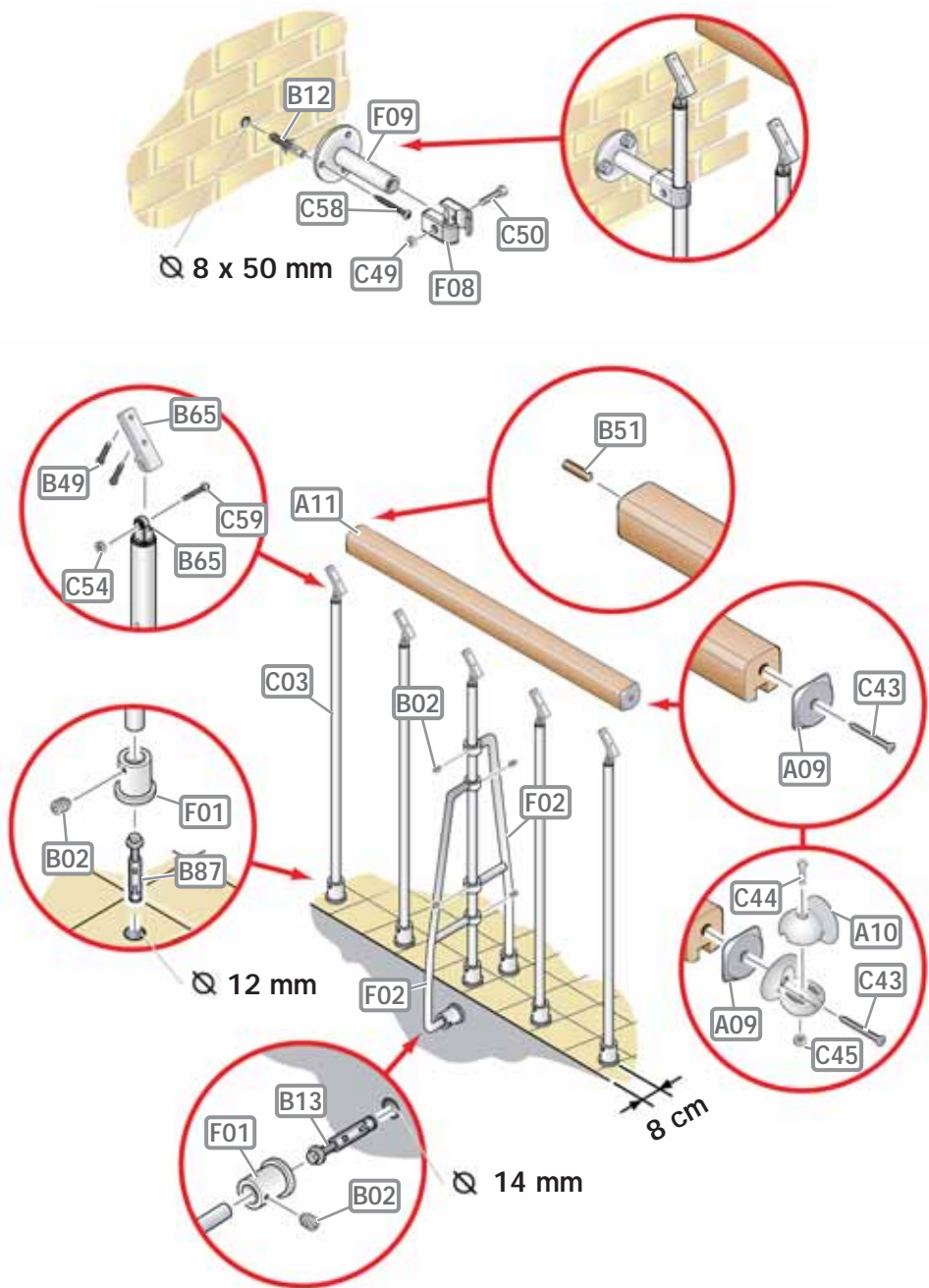














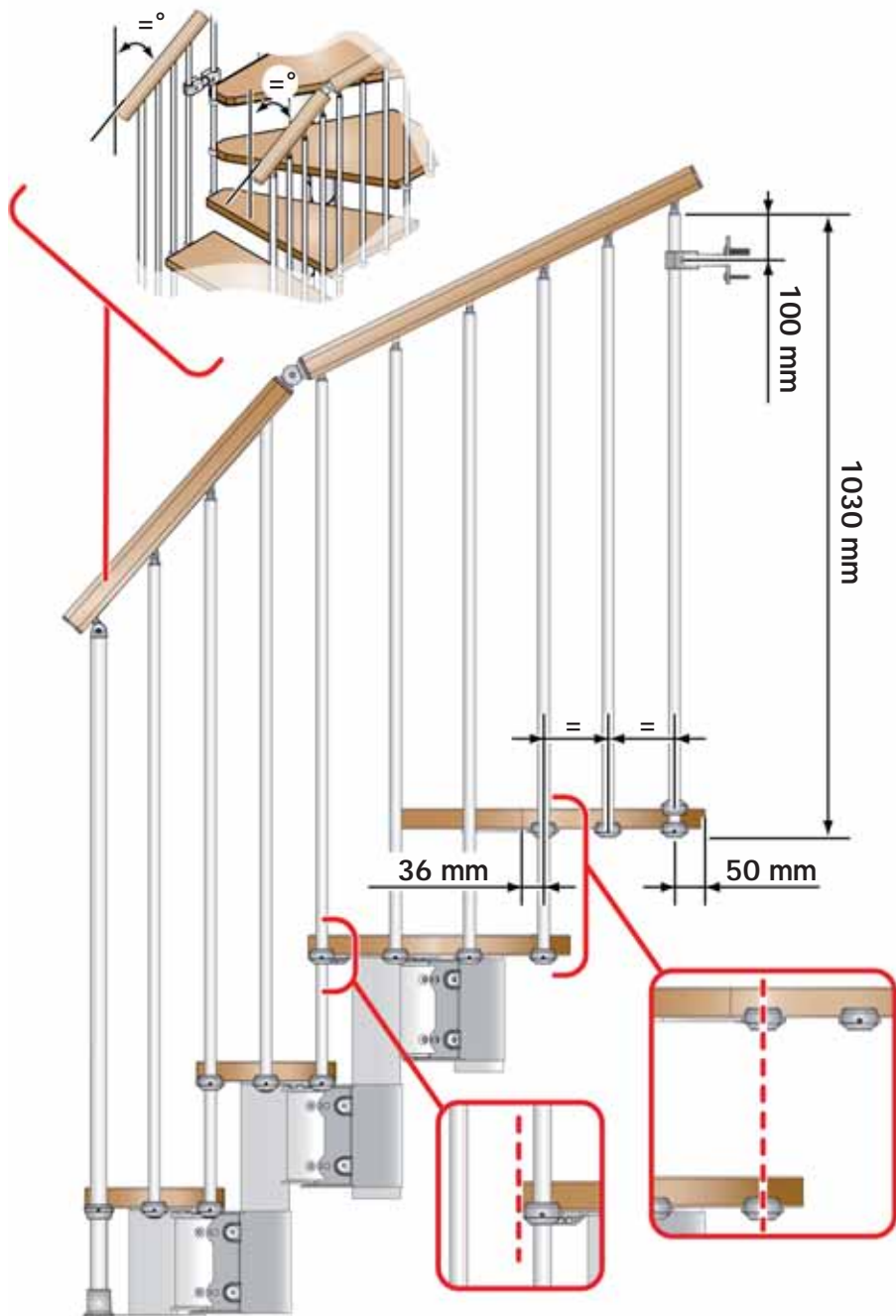
167

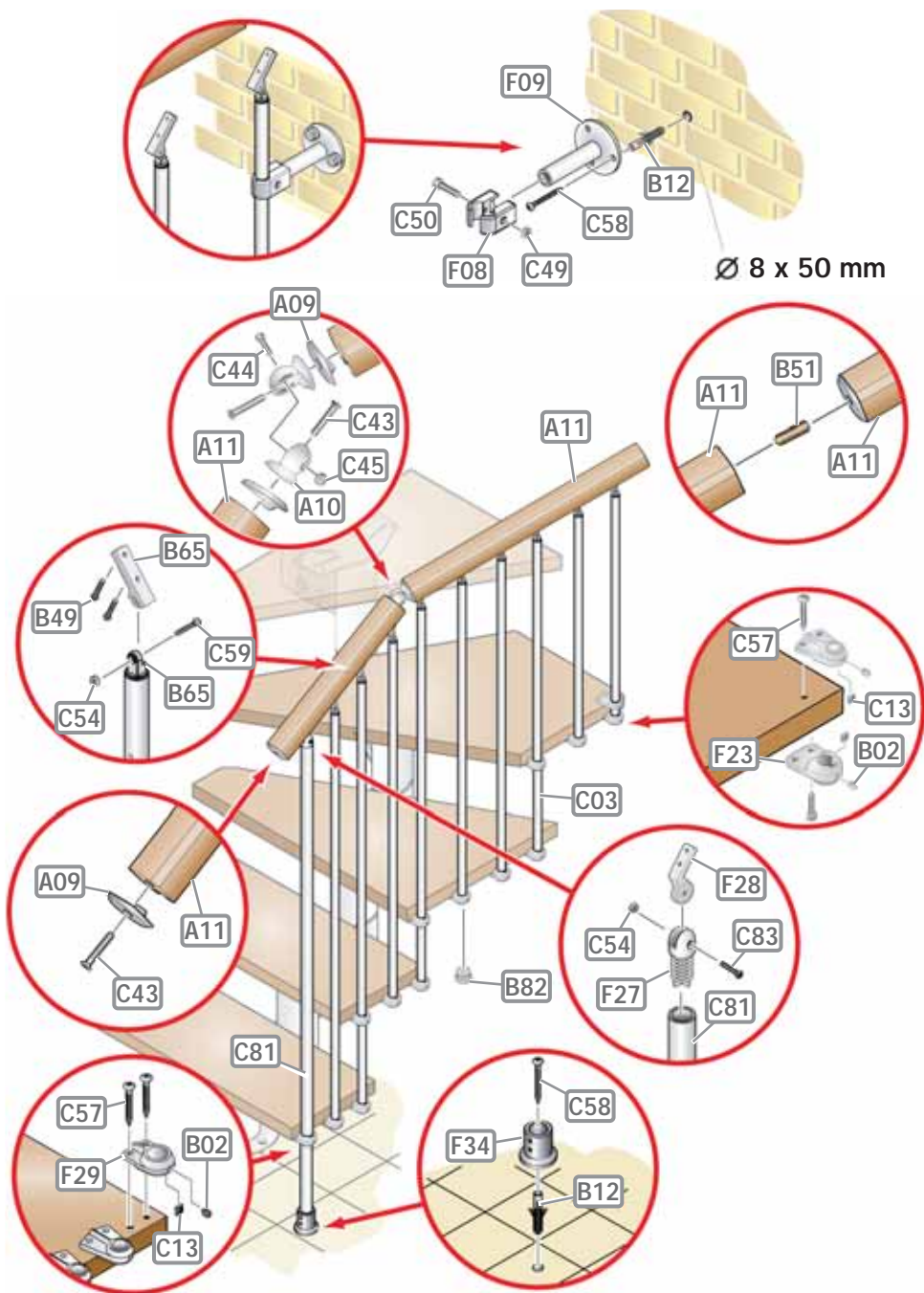

























<p>A09</p>  <p>7</p>	<p>A10</p>  <p>6</p>	<p>A11</p>  <p>1</p>
<p>B02</p>  <p>13</p>	<p>B12</p>  <p>3</p>	<p>B13</p>  <p>1</p>
<p>B49</p>  <p>24</p>	<p>B51</p>  <p>1</p>	<p>B65</p>  <p>10</p>
<p>B87</p>  <p>10</p>	<p>C03</p>  <p>10</p>	<p>C43</p>  <p>7</p>
<p>C44</p>  <p>3</p>	<p>C45</p>  <p>3</p>	<p>C49</p>  <p>3</p>

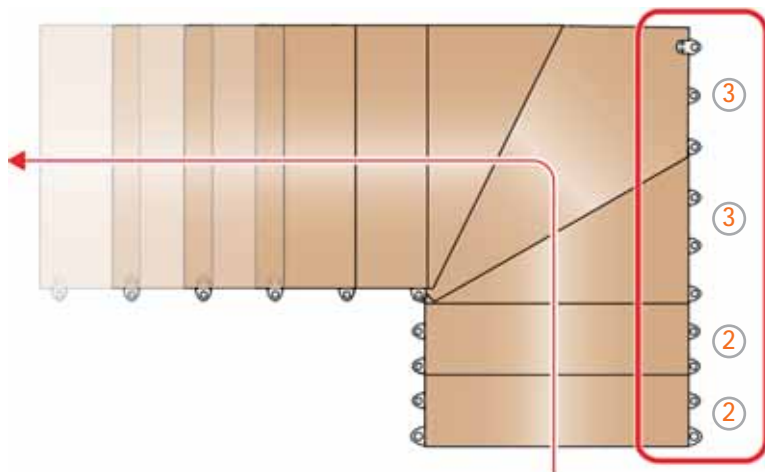
<p>C50</p>  <p>3</p>	<p>C54</p>  <p>10</p>	<p>C58</p>  <p>3</p>
<p>C59</p>  <p>10</p>	<p>F01</p>  <p>11</p>	<p>F02</p>  <p>1</p>
<p>F08</p>  <p>6</p>	<p>F09</p>  <p>2</p>	





<p>A09</p>  <p>4</p>	<p>A10</p>  <p>2</p>	<p>A11</p>  <p>1</p>
<p>B02</p>  <p>7</p>	<p>B12</p>  <p>3</p>	<p>B51</p>  <p>1</p>
<p>B65</p>  <p>5</p>	<p>B82</p>  <p>5</p>	<p>C03 H = 1190 mm</p>  <p>5</p>
<p>C13</p>  <p>7</p>	<p>C43</p>  <p>4</p>	<p>C44</p>  <p>1</p>
<p>C45</p>  <p>1</p>	<p>C49</p>  <p>1</p>	<p>C50</p>  <p>1</p>

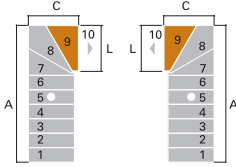
<p>C54</p>  <p>5</p>	<p>C57</p>  <p>14</p>	<p>C58</p>  <p>3</p>
<p>C59</p>  <p>5</p>	<p>F08</p>  <p>2</p>	<p>F09</p>  <p>1</p>
<p>F23</p>  <p>7</p>		



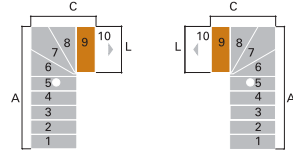
L (cm)	A (cm)	C (cm)
00	000-000-000	00

G1 G2 G3

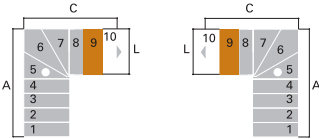
10



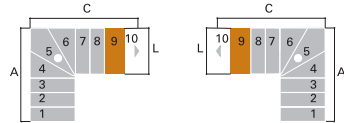
L (cm)	A (cm)	C (cm)
64	164-171-179	68



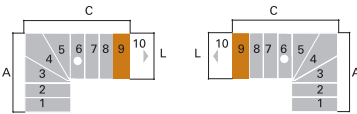
L (cm)	A (cm)	C (cm)
64	148-154-161	85



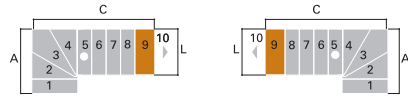
L (cm)	A (cm)	C (cm)
64	132-137-142	101-103-104



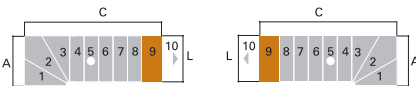
L (cm)	A (cm)	C (cm)
64	116-120-124	117-120-122



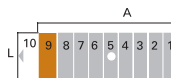
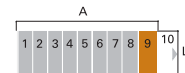
L (cm)	A (cm)	C (cm)
64	100-102-105	133-137-141



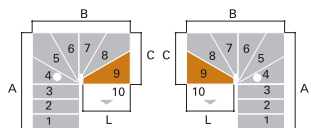
L (cm)	A (cm)	C (cm)
64	84-85-87	149-154-159



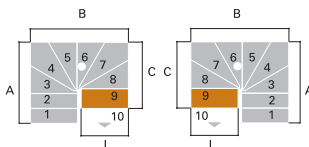
L (cm)	A (cm)	C (cm)
64	68	165-171-178



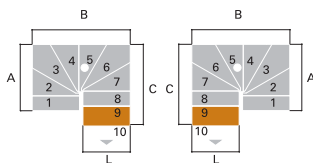
L (cm)	A (cm)
64	152-162-172



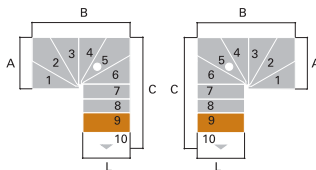
L (cm)	A (cm)	B (cm)	C (cm)
64	161-120-124	129	68



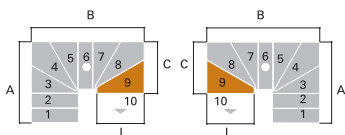
L (cm)	A (cm)	B (cm)	C (cm)
64	100-102-105	129	85



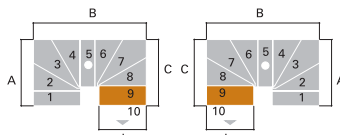
L (cm)	A (cm)	B (cm)	C (cm)
64	84-85-87	129	102-103-104



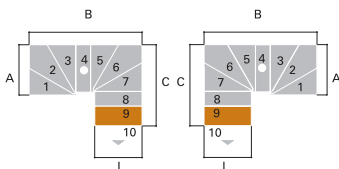
L (cm)	A (cm)	B (cm)	C (cm)
64	68	129	117-119-122



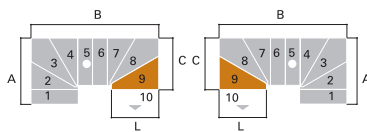
L (cm)	A (cm)	B (cm)	C (cm)
64	100-102-105	145-146-148	68



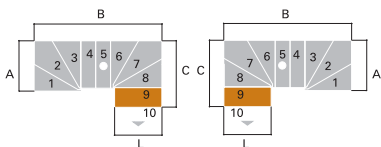
L (cm)	A (cm)	B (cm)	C (cm)
64	84-85-87	145-146-148	85



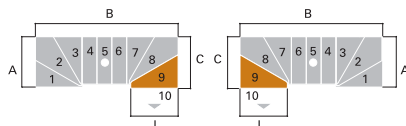
L (cm)	A (cm)	B (cm)	C (cm)
64	68	145-146-148	101-102-104



L (cm)	A (cm)	B (cm)	C (cm)
64	84-85-87	161-163-166	68

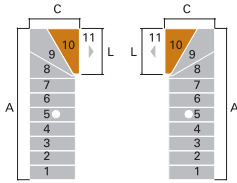


L (cm)	A (cm)	B (cm)	C (cm)
64	68	161-163-166	85

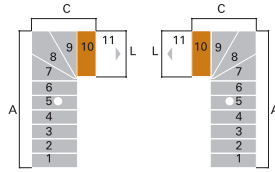


L (cm)	A (cm)	B (cm)	C (cm)
64	68	177-181-185	68

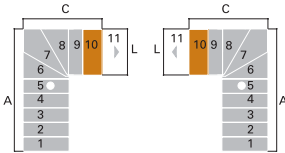
11



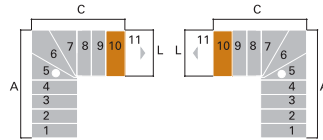
L (cm)	A (cm)	C (cm)
64	180-188-198	68



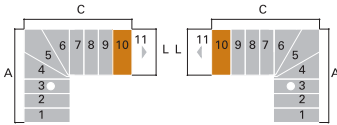
L (cm)	A (cm)	C (cm)
64	164-171-179	85



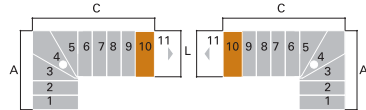
L (cm)	A (cm)	C (cm)
64	148-154-161	101-102-104



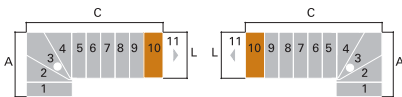
L (cm)	A (cm)	C (cm)
64	132-137-142	117-119-122



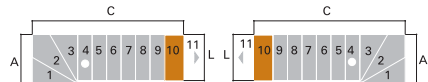
L (cm)	A (cm)	C (cm)
64	116-120-124	133-137-141



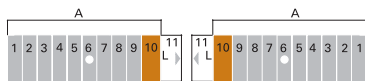
L (cm)	A (cm)	C (cm)
64	100-102-105	149-154-159



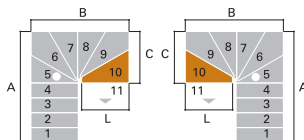
L (cm)	A (cm)	C (cm)
64	84-85-87	165-171-178



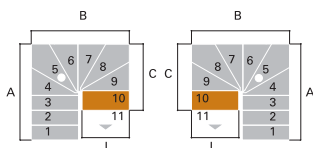
L (cm)	A (cm)	C (cm)
64	68	181-188-196



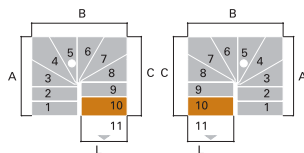
L (cm)	A (cm)
64	168-179-191



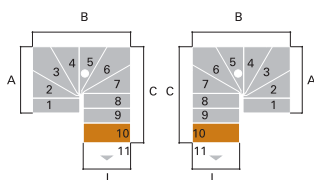
L (cm)	A (cm)	B (cm)	C (cm)
64	132-137-142	129	68



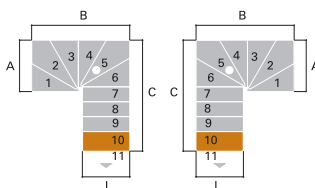
L (cm)	A (cm)	B (cm)	C (cm)
64	116-120-124	129	85



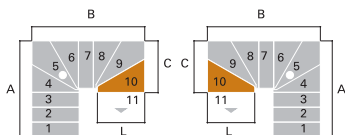
L (cm)	A (cm)	B (cm)	C (cm)
64	100-102-105	129	101-102-104



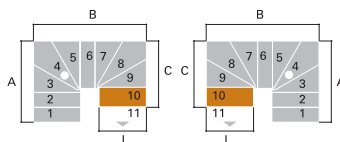
L (cm)	A (cm)	B (cm)	C (cm)
64	84-85-87	129	117-119-122



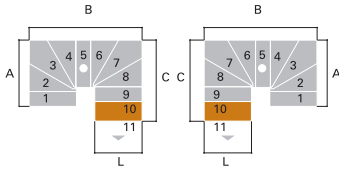
L (cm)	A (cm)	B (cm)	C (cm)
64	68	129	133-137-141



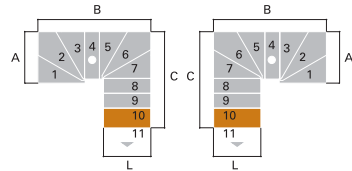
L (cm)	A (cm)	B (cm)	C (cm)
64	116-120-124	145-146-148	68



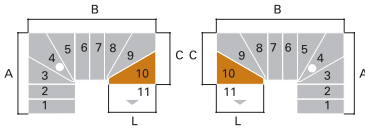
L (cm)	A (cm)	B (cm)	C (cm)
64	100-102-105	145-146-148	85



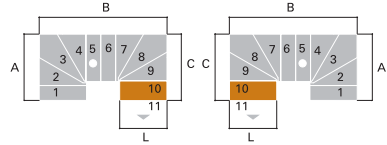
L (cm)	A (cm)	B (cm)	C (cm)
64	84-85-87	145-146-148	101-102-104



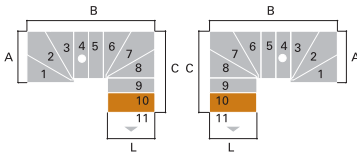
L (cm)	A (cm)	B (cm)	C (cm)
64	68	145-146-148	133-137-141



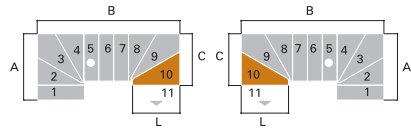
L (cm)	A (cm)	B (cm)	C (cm)
64	100-102-105	161-163-166	68



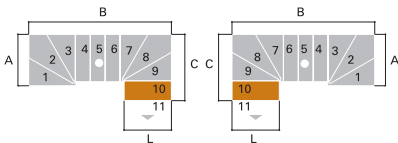
L (cm)	A (cm)	B (cm)	C (cm)
64	84-85-87	161-163-166	85



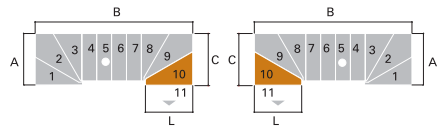
L (cm)	A (cm)	B (cm)	C (cm)
64	68	161-163-166	101-102-104



L (cm)	A (cm)	B (cm)	C (cm)
64	84-85-87	177-181-185	68

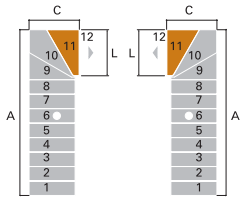


L (cm)	A (cm)	B (cm)	C (cm)
64	68	177-181-185	85

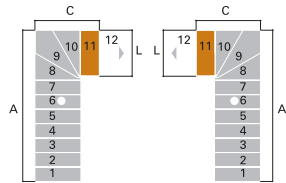


L (cm)	A (cm)	B (cm)	C (cm)
64	68	193-198-203	68

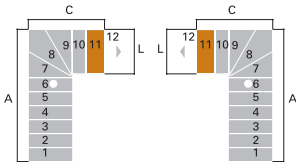
12



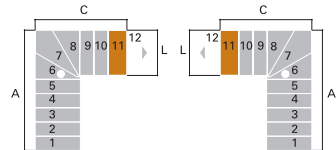
L (cm)	A (cm)	C (cm)
64	196-206-216	68



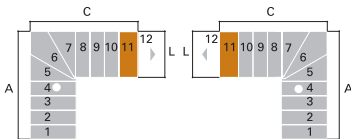
L (cm)	A (cm)	C (cm)
64	180-188-198	85



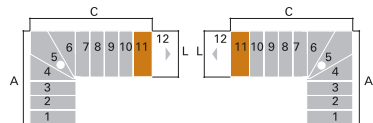
L (cm)	A (cm)	C (cm)
64	164-171-179	101-102-104



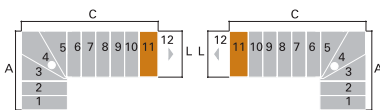
L (cm)	A (cm)	C (cm)
64	148-154-161	117-119-122



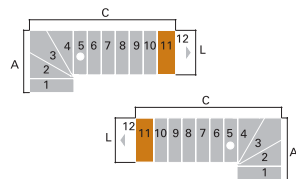
L (cm)	A (cm)	C (cm)
64	132-137-142	133-137-141



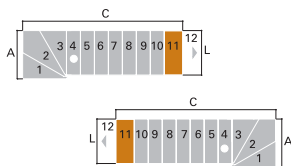
L (cm)	A (cm)	C (cm)
64	116-120-124	149-154-159



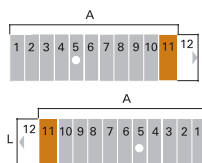
L (cm)	A (cm)	C (cm)
64	100-102-105	165-171-178



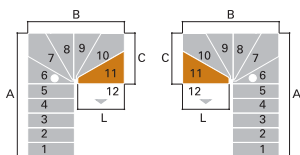
L (cm)	A (cm)	C (cm)
64	84-85-87	181-188-196



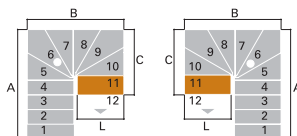
L (cm)	A (cm)	C (cm)
64	68	197-205-215



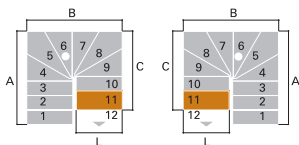
L (cm)	A (cm)
64	184-196-209



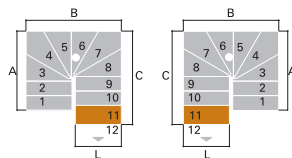
L (cm)	A (cm)	B (cm)	C (cm)
64	148-154-161	129	68



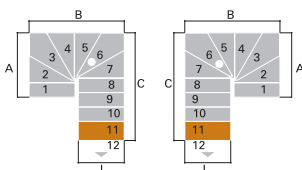
L (cm)	A (cm)	B (cm)	C (cm)
64	132-137-142	129	85



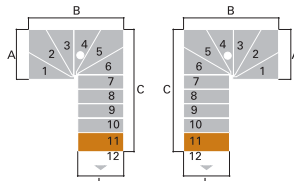
L (cm)	A (cm)	B (cm)	C (cm)
64	116-120-124	129	101-102-104



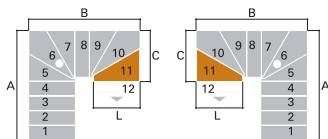
L (cm)	A (cm)	B (cm)	C (cm)
64	100-102-105	129	117-119-122



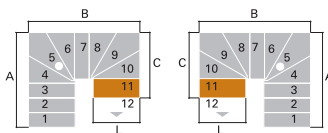
L (cm)	A (cm)	B (cm)	C (cm)
64	84-85-87	129	133-137-141



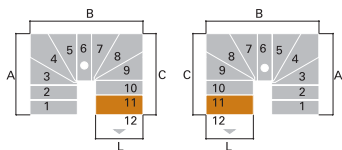
L (cm)	A (cm)	B (cm)	C (cm)
64	68	129	149-154-159



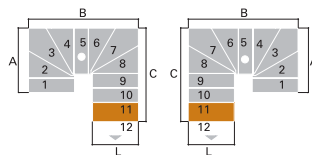
L (cm)	A (cm)	B (cm)	C (cm)
64	132-137-142	145-146-148	68



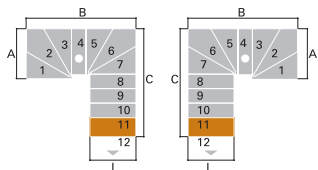
L (cm)	A (cm)	B (cm)	C (cm)
64	116-120-124	145-146-148	85



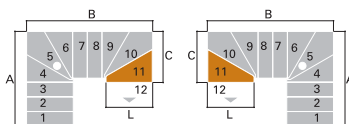
L (cm)	A (cm)	B (cm)	C (cm)
64	100-102-105	145-146-148	101-102-104



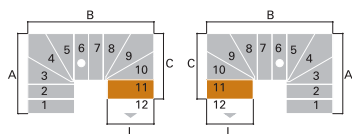
L (cm)	A (cm)	B (cm)	C (cm)
64	84-85-87	145-146-148	117-119-122



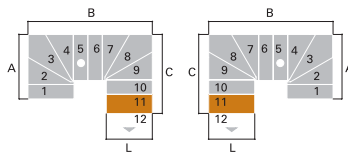
L (cm)	A (cm)	B (cm)	C (cm)
64	68	145-146-148	133-137-141



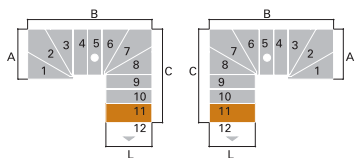
L (cm)	A (cm)	B (cm)	C (cm)
64	116-120-124	161-163-166	68



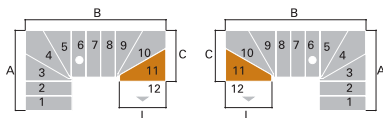
L (cm)	A (cm)	B (cm)	C (cm)
64	100-102-105	161-163-166	85



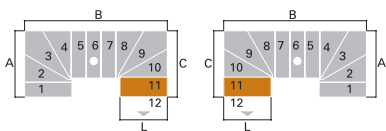
L (cm)	A (cm)	B (cm)	C (cm)
64	84-85-87	161-163-166	101-102-104



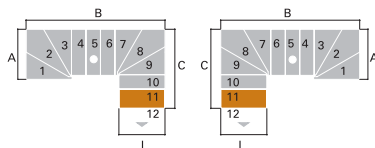
L (cm)	A (cm)	B (cm)	C (cm)
64	68	161-163-166	117-119-122



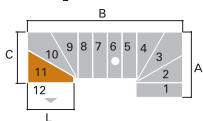
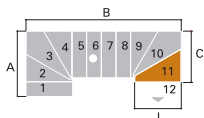
L (cm)	A (cm)	B (cm)	C (cm)
64	100-102-105	177-181-185	68



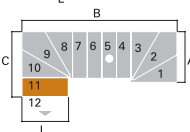
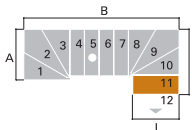
L (cm)	A (cm)	B (cm)	C (cm)
64	84-85-87	177-181-185	85



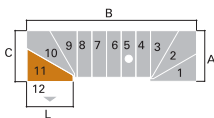
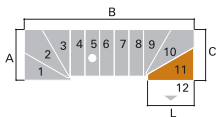
L (cm)	A (cm)	B (cm)	C (cm)
64	68	177-181-185	101-102-104



L (cm)	A (cm)	B (cm)	C (cm)
64	84-85-87	193-198-203	68

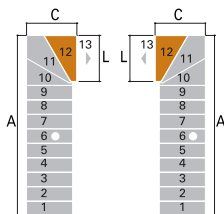


L (cm)	A (cm)	B (cm)	C (cm)
64	68	193-198-203	85

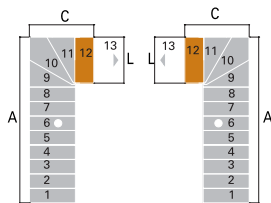


L (cm)	A (cm)	B (cm)	C (cm)
64	68	209-215-222	68

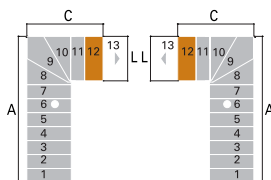
13



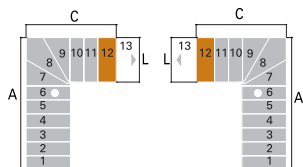
L (cm)	A (cm)	C (cm)
64	212-223-235	68



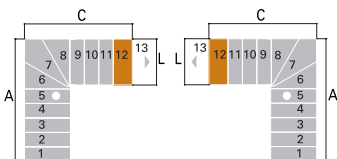
L (cm)	A (cm)	C (cm)
64	196-206-216	85



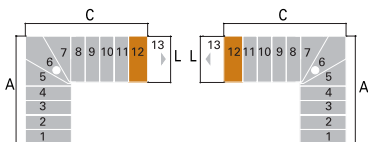
L (cm)	A (cm)	C (cm)
64	180-188-198	101-102-104



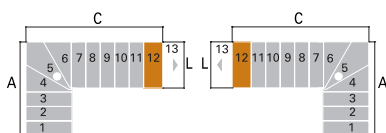
L (cm)	A (cm)	C (cm)
64	164-171-179	117-119-122



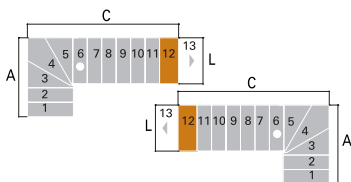
L (cm)	A (cm)	C (cm)
64	148-154-161	133-137-141



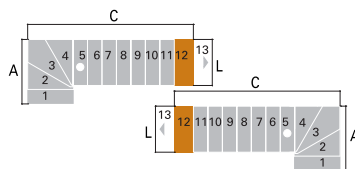
L (cm)	A (cm)	C (cm)
64	132-137-142	149-154-159



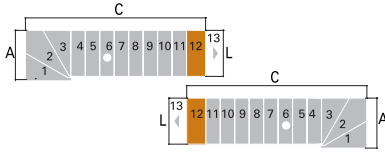
L (cm)	A (cm)	C (cm)
64	116-120-124	165-171-178



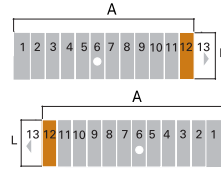
L (cm)	A (cm)	C (cm)
64	100-102-105	181-188-196



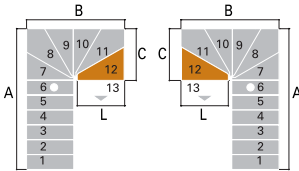
L (cm)	A (cm)	C (cm)
64	84-85-87	197-205-215



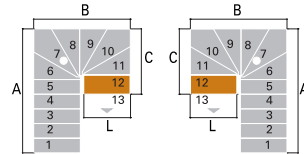
L (cm)	A (cm)	C (cm)
64	68	213-223-233



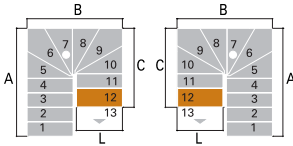
L (cm)	A (cm)
64	200-213-228



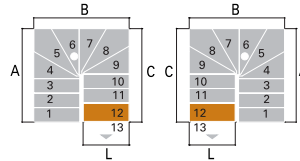
L (cm)	A (cm)	B (cm)	C (cm)
64	164-171-179	129	68



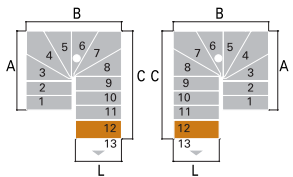
L (cm)	A (cm)	B (cm)	C (cm)
64	148-154-161	129	85



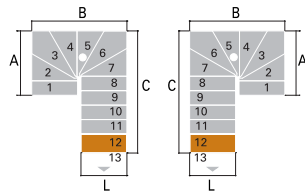
L (cm)	A (cm)	B (cm)	C (cm)
64	132-137-142	129	101-102-104



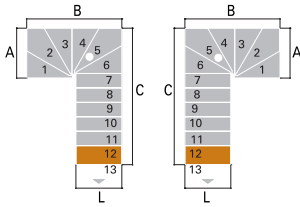
L (cm)	A (cm)	B (cm)	C (cm)
64	116-120-124	129	117-119-122



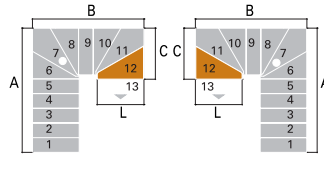
L (cm)	A (cm)	B (cm)	C (cm)
64	100-102-105	129	133-137-141



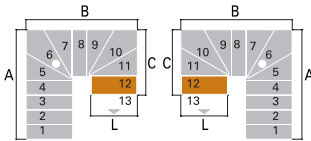
L (cm)	A (cm)	B (cm)	C (cm)
64	84-85-87	129	149-154-159



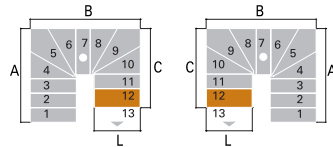
L (cm)	A (cm)	B (cm)	C (cm)
64	68	129	165-171-178



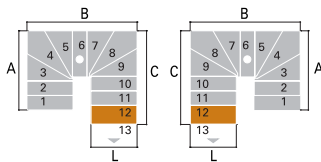
L (cm)	A (cm)	B (cm)	C (cm)
64	148-154-161	145-146-148	68



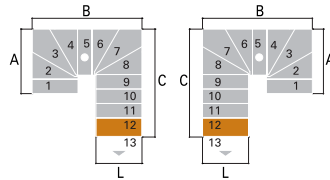
L (cm)	A (cm)	B (cm)	C (cm)
64	132-137-142	145-146-148	85



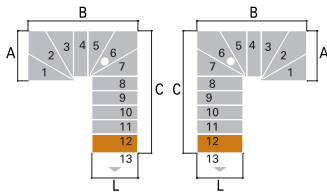
L (cm)	A (cm)	B (cm)	C (cm)
64	116-120-124	145-146-148	101-102-104



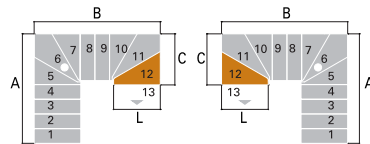
L (cm)	A (cm)	B (cm)	C (cm)
64	100-102-105	145-146-148	117-119-122



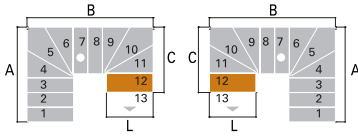
L (cm)	A (cm)	B (cm)	C (cm)
64	84-85-87	145-146-148	133-137-141



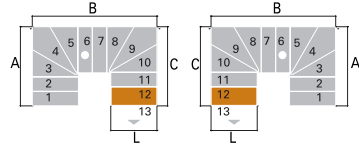
L (cm)	A (cm)	B (cm)	C (cm)
64	68	145-146-148	149-154-166



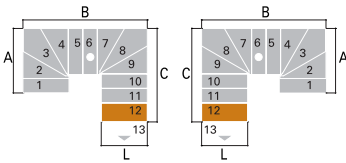
L (cm)	A (cm)	B (cm)	C (cm)
64	132-137-142	161-163-166	68



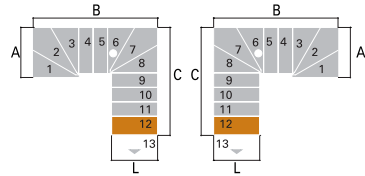
L (cm)	A (cm)	B (cm)	C (cm)
64	116-120-124	161-163-166	85



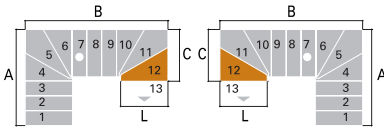
L (cm)	A (cm)	B (cm)	C (cm)
64	100-102-105	161-163-166	101-102-104



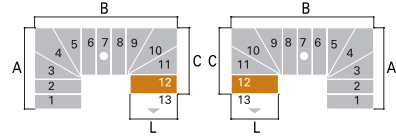
L (cm)	A (cm)	B (cm)	C (cm)
64	84-85-87	161-163-166	117-119-122



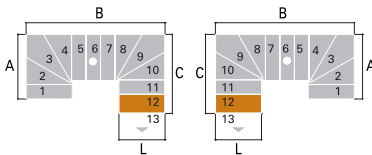
L (cm)	A (cm)	B (cm)	C (cm)
64	68	161-163-166	133-137-141



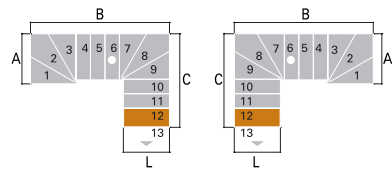
L (cm)	A (cm)	B (cm)	C (cm)
64	116-120-124	177-181-185	68



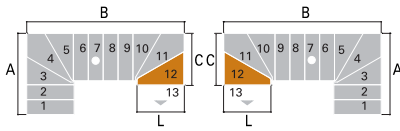
L (cm)	A (cm)	B (cm)	C (cm)
64	100-102-105	177-181-185	85



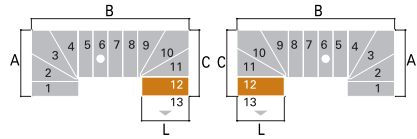
L (cm)	A (cm)	B (cm)	C (cm)
64	84-85-87	177-181-185	101-102-104



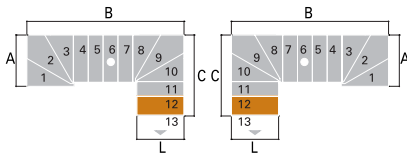
L (cm)	A (cm)	B (cm)	C (cm)
64	68	177-181-185	117-119-122



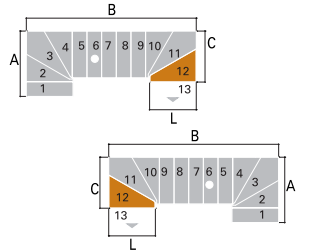
L (cm)	A (cm)	B (cm)	C (cm)
64	100-102-105	193-198-203	68



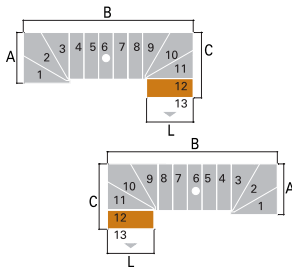
L (cm)	A (cm)	B (cm)	C (cm)
64	84-85-87	193-198-203	85



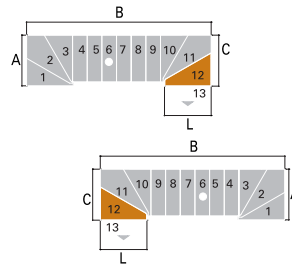
L (cm)	A (cm)	B (cm)	C (cm)
64	68	193-198-203	101-102-104



L (cm)	A (cm)	B (cm)	C (cm)
64	84-85-87	209-215-222	68

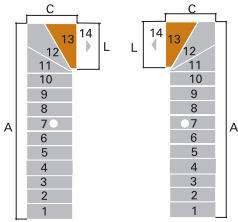


L (cm)	A (cm)	B (cm)	C (cm)
64	68	209-215-222	85

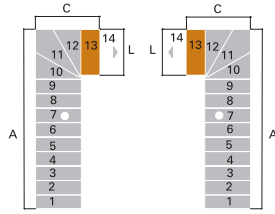


L (cm)	A (cm)	B (cm)	C (cm)
64	68	225-232-240	68

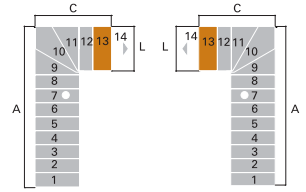
14



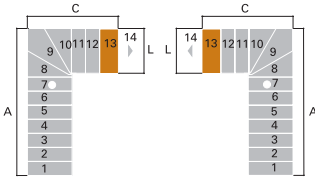
L (cm)	A (cm)	C (cm)
64	228-240-253	68



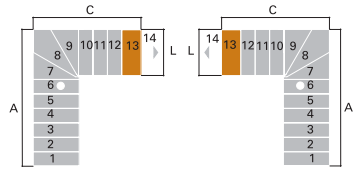
L (cm)	A (cm)	C (cm)
64	212-223-235	85



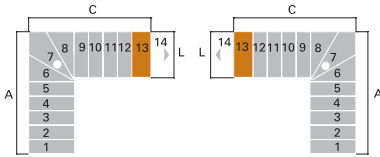
L (cm)	A (cm)	C (cm)
64	196-206-216	101-102-104



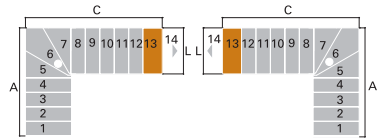
L (cm)	A (cm)	C (cm)
64	180-188-198	117-119-122



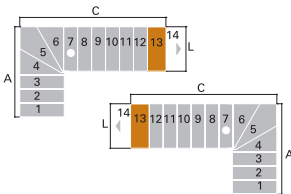
L (cm)	A (cm)	C (cm)
64	164-171-179	133-137-141



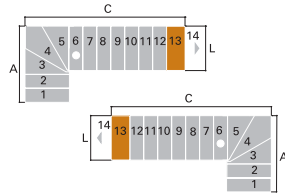
L (cm)	A (cm)	C (cm)
64	148-154-161	149-154-159



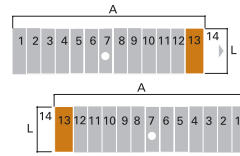
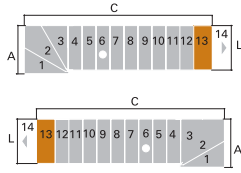
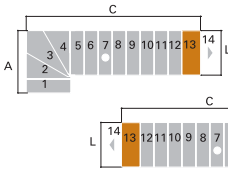
L (cm)	A (cm)	C (cm)
64	132-137-142	165-171-178



L (cm)	A (cm)	C (cm)
64	116-120-124	181-188-196



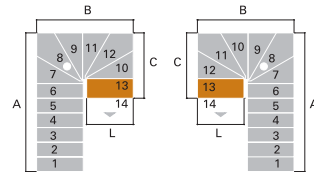
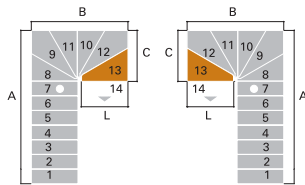
L (cm)	A (cm)	C (cm)
64	100-102-105	197-205-215



L (cm)	A (cm)	C (cm)
64	84-85-87	213-223-233

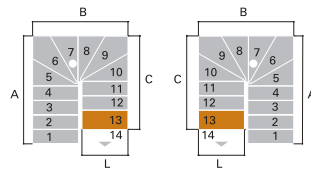
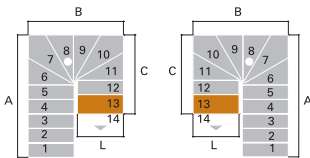
L (cm)	A (cm)	C (cm)
64	68	229-240-252

L (cm)	A (cm)
64	216-231-246



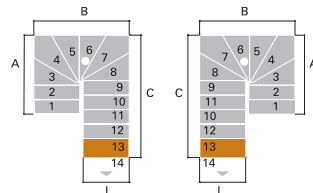
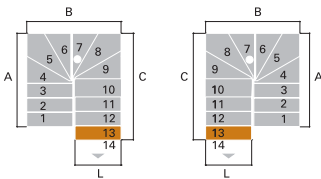
L (cm)	A (cm)	B (cm)	C (cm)
64	180-188-198	129	68

L (cm)	A (cm)	B (cm)	C (cm)
64	164-171-179	129	85



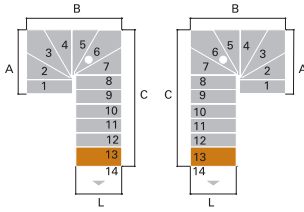
L (cm)	A (cm)	B (cm)	C (cm)
64	148-154-161	129	101-102-104

L (cm)	A (cm)	B (cm)	C (cm)
64	132-137-142	129	117-119-122

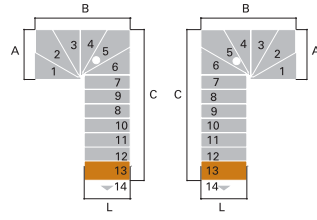


L (cm)	A (cm)	B (cm)	C (cm)
64	116-120-124	129	133-141-141

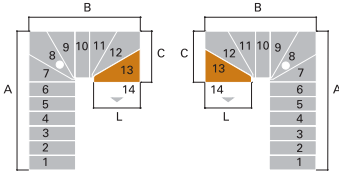
L (cm)	A (cm)	B (cm)	C (cm)
64	100-102-105	129	149-154-159



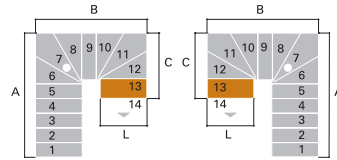
L (cm)	A (cm)	B (cm)	C (cm)
64	84-85-87	129	165-171-178



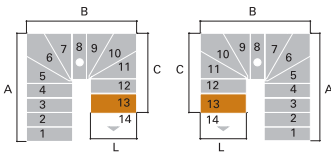
L (cm)	A (cm)	B (cm)	C (cm)
64	68	129	181-188-196



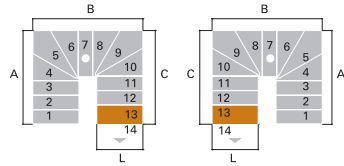
L (cm)	A (cm)	B (cm)	C (cm)
64	164-171-179	145-146-148	68



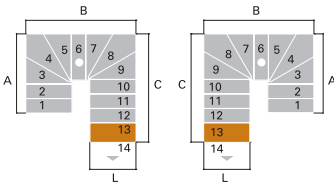
L (cm)	A (cm)	B (cm)	C (cm)
64	148-154-161	145-146-148	85



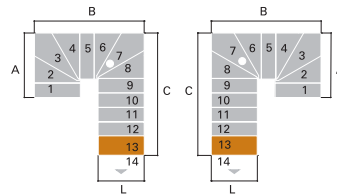
L (cm)	A (cm)	B (cm)	C (cm)
64	132-137-142	145-146-148	101-102-104



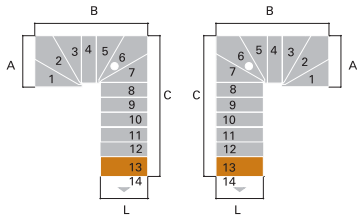
L (cm)	A (cm)	B (cm)	C (cm)
64	116-120-124	145-146-148	117-119-122



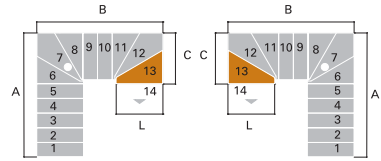
L (cm)	A (cm)	B (cm)	C (cm)
64	100-102-105	145-146-148	133-137-141



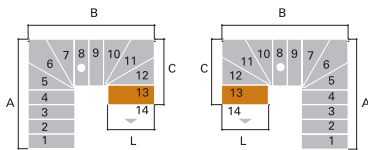
L (cm)	A (cm)	B (cm)	C (cm)
64	84-85-87	145-146-148	149-154-159



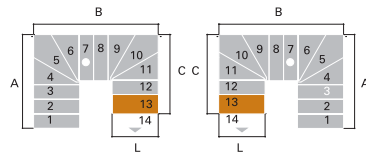
L (cm)	A (cm)	B (cm)	C (cm)
64	68	145-146-148	165-171-178



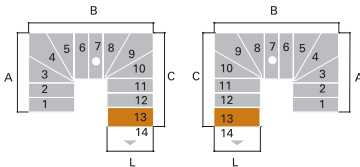
L (cm)	A (cm)	B (cm)	C (cm)
64	148-154-161	161-163-166	68



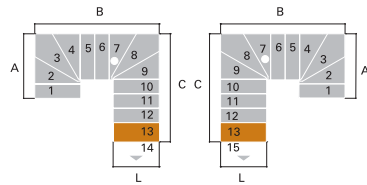
L (cm)	A (cm)	B (cm)	C (cm)
64	132-137-142	161-163-166	85



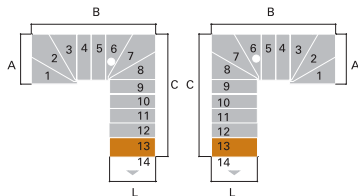
L (cm)	A (cm)	B (cm)	C (cm)
64	116-120-124	161-163-166	101-102-104



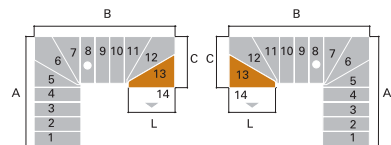
L (cm)	A (cm)	B (cm)	C (cm)
64	100-102-105	161-163-166	117-119-122



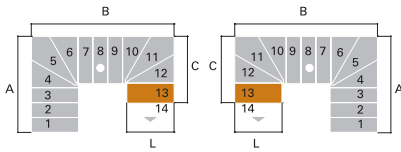
L (cm)	A (cm)	B (cm)	C (cm)
64	84-85-87	161-163-166	133-137-141



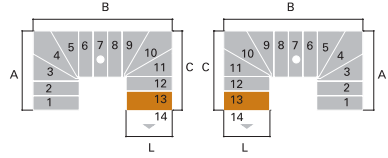
L (cm)	A (cm)	B (cm)	C (cm)
64	68	161-163-166	149-154-159



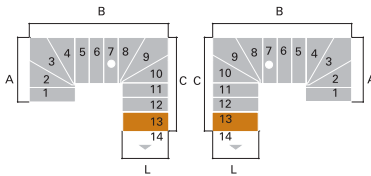
L (cm)	A (cm)	B (cm)	C (cm)
64	132-137-142	177-181-185	68



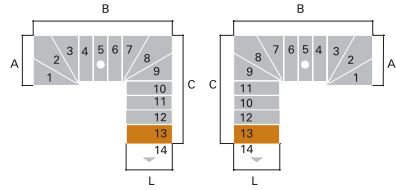
L (cm)	A (cm)	B (cm)	C (cm)
64	116-120-124	177-181-185	85



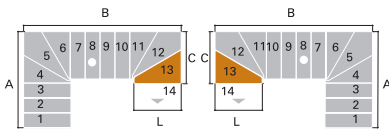
L (cm)	A (cm)	B (cm)	C (cm)
64	100-102-105	177-181-185	196-206-216



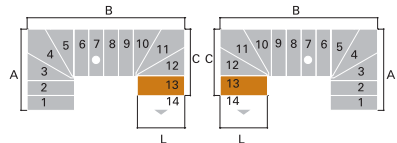
L (cm)	A (cm)	B (cm)	C (cm)
64	84-85-87	177-181-185	117-119-122



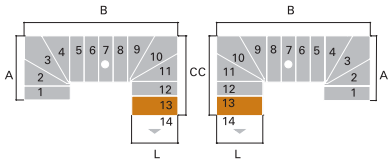
L (cm)	A (cm)	B (cm)	C (cm)
64	68	177-181-185	133-137-141



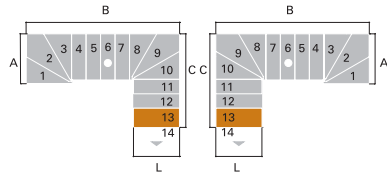
L (cm)	A (cm)	B (cm)	C (cm)
64	116-120-124	193-198-203	68



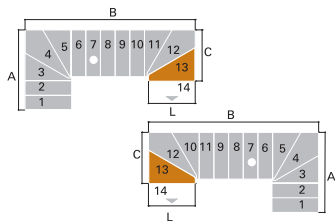
L (cm)	A (cm)	B (cm)	C (cm)
64	100-102-105	193-198-203	85



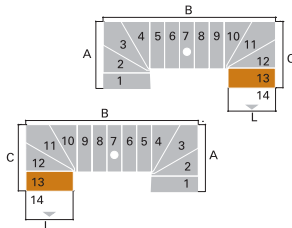
L (cm)	A (cm)	B (cm)	C (cm)
64	100-102-105	193-198-203	101-102-104



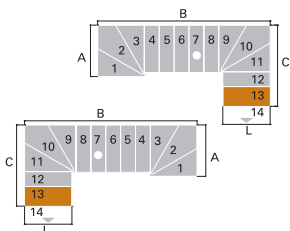
L (cm)	A (cm)	B (cm)	C (cm)
64	68	193-198-203	117-119-122



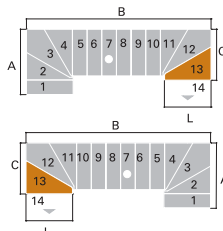
L (cm)	A (cm)	B (cm)	C (cm)
64	100-102-105	209-215-222	68



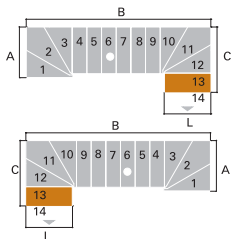
L (cm)	A (cm)	B (cm)	C (cm)
64	84-85-87	209-215-222	85



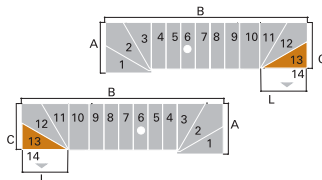
L (cm)	A (cm)	B (cm)	C (cm)
64	68	209-215-222	101-102-104



L (cm)	A (cm)	B (cm)	C (cm)
64	84-85-87	225-232-240	68

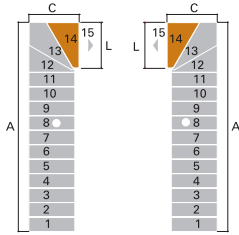


L (cm)	A (cm)	B (cm)	C (cm)
64	68	225-232-240	85

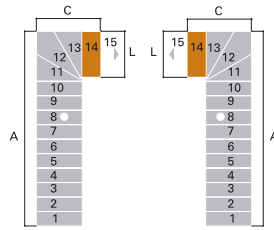


L (cm)	A (cm)	B (cm)	C (cm)
64	68	241-249-259	68

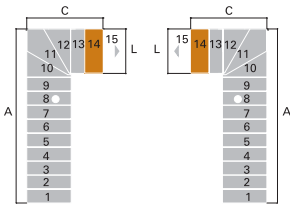
15



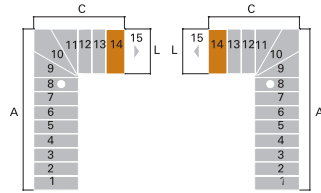
L (cm)	A (cm)	C (cm)
64	244-257-272	68



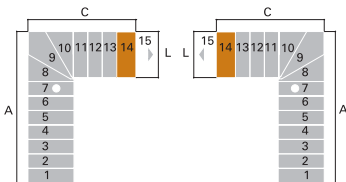
L (cm)	A (cm)	C (cm)
64	228-240-253	85



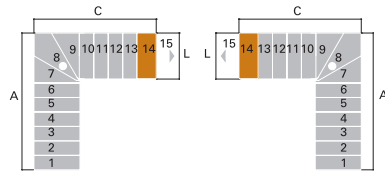
L (cm)	A (cm)	C (cm)
64	212-223-235	101-102-104



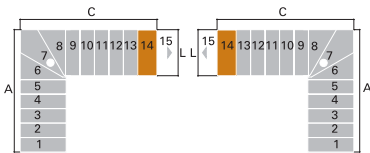
L (cm)	A (cm)	C (cm)
64	196-206-216	117-119-122



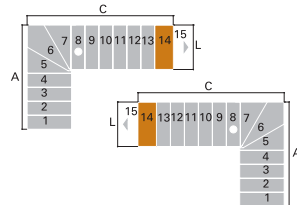
L (cm)	A (cm)	C (cm)
64	180-188-198	133-137-141



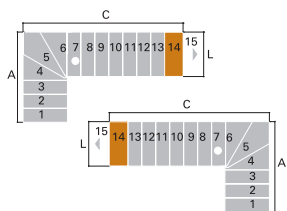
L (cm)	A (cm)	C (cm)
64	164-171-179	149-154-159



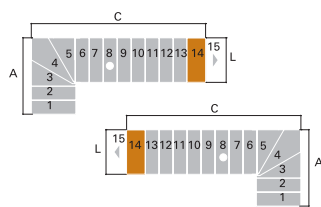
L (cm)	A (cm)	C (cm)
64	148-154-161	165-171-178



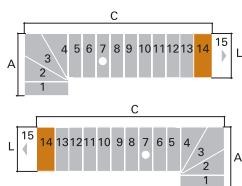
L (cm)	A (cm)	C (cm)
64	132-137-142	181-188-196



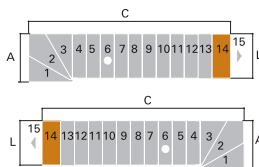
L (cm)	A (cm)	C (cm)
64	116-120-124	197-205-215



L (cm)	A (cm)	C (cm)
64	100-102-105	213-223-233



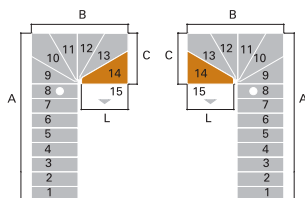
L (cm)	A (cm)	C (cm)
64	84-85-87	229-240-252



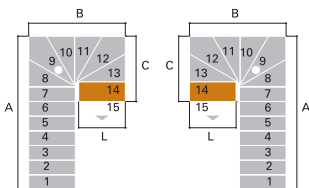
L (cm)	A (cm)	C (cm)
64	68	245-256-270



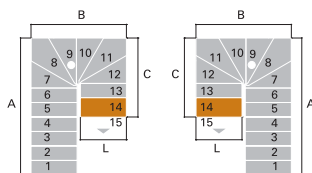
L (cm)	A (cm)
64	232-248-265



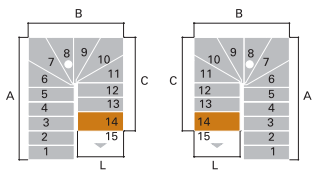
L (cm)	A (cm)	B (cm)	C (cm)
64	196-206-216	129	68



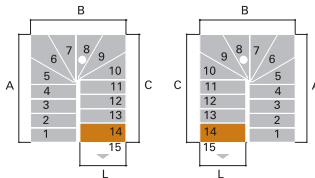
L (cm)	A (cm)	B (cm)	C (cm)
64	180-188-198	129	85



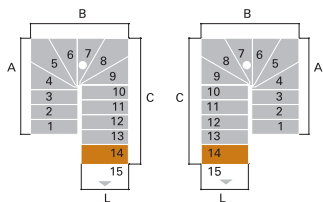
L (cm)	A (cm)	B (cm)	C (cm)
64	164-171-179	129	101-102-104



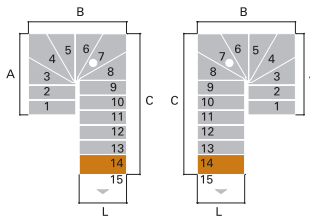
L (cm)	A (cm)	B (cm)	C (cm)
64	148-154-161	129	117-119-122



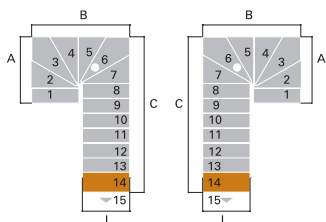
L (cm)	A (cm)	B (cm)	C (cm)
64	132-137-142	129	133-137-141



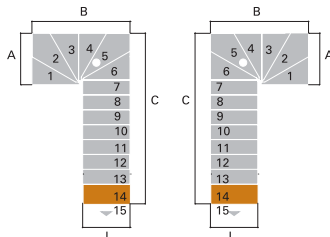
L (cm)	A (cm)	B (cm)	C (cm)
64	116-120-124	129	149-154-159



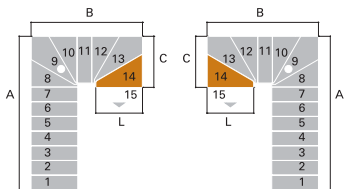
L (cm)	A (cm)	B (cm)	C (cm)
64	100-102-105	129	165-171-178



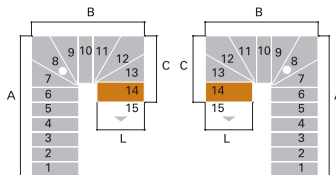
L (cm)	A (cm)	B (cm)	C (cm)
64	84-85-87	129	181-188-196



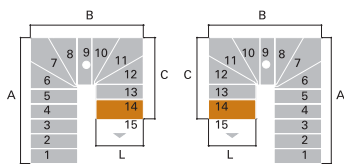
L (cm)	A (cm)	B (cm)	C (cm)
64	68	129	197-205-215



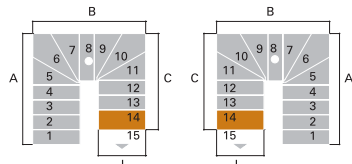
L (cm)	A (cm)	B (cm)	C (cm)
64	180-188-198	145-146-148	68



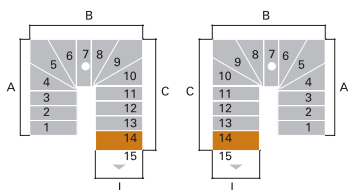
L (cm)	A (cm)	B (cm)	C (cm)
64	164-171-179	145-146-148	85



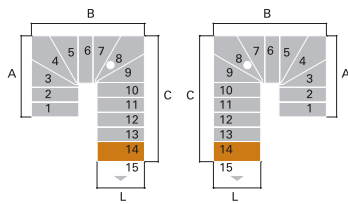
L (cm)	A (cm)	B (cm)	C (cm)
64	148-154-161	145-146-148	101-102-104



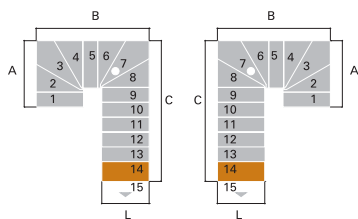
L (cm)	A (cm)	B (cm)	C (cm)
64	132-137-142	145-146-148	117-119-122



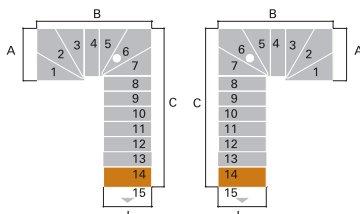
L (cm)	A (cm)	B (cm)	C (cm)
64	116-120-124	145-146-148	133-137-141



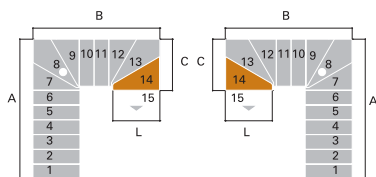
L (cm)	A (cm)	B (cm)	C (cm)
64	100-102-105	145-146-148	149-154-159



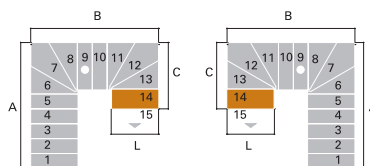
L (cm)	A (cm)	B (cm)	C (cm)
64	84-85-87	145-146-148	165-171-178



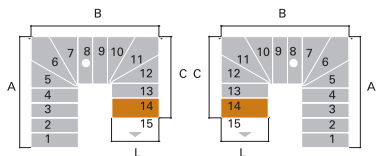
L (cm)	A (cm)	B (cm)	C (cm)
64	68	145-146-148	181-188-196



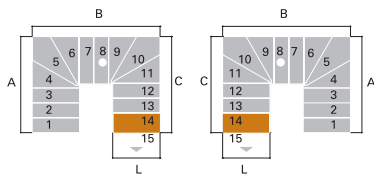
L (cm)	A (cm)	B (cm)	C (cm)
64	164-171-179	161-163-166	68



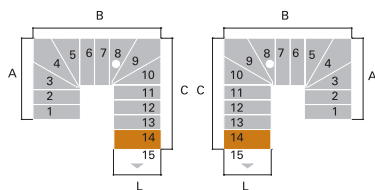
L (cm)	A (cm)	B (cm)	C (cm)
64	148-154-161	161-163-166	85



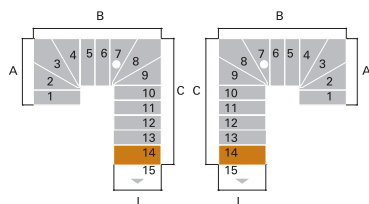
L (cm)	A (cm)	B (cm)	C (cm)
64	132-137-142	161-163-166	101-102-104



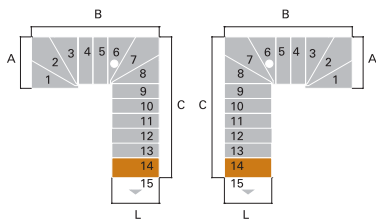
L (cm)	A (cm)	B (cm)	C (cm)
64	116-120-124	161-163-166	117-119-122



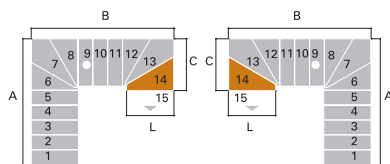
L (cm)	A (cm)	B (cm)	C (cm)
64	100-102-105	161-163-166	133-137-141



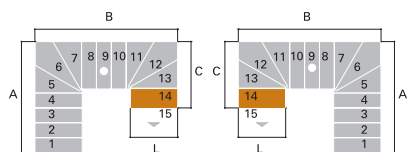
L (cm)	A (cm)	B (cm)	C (cm)
64	84-85-87	161-163-166	149-154-159



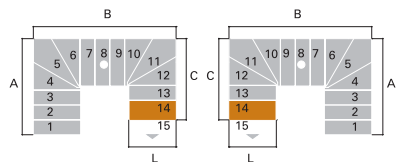
L (cm)	A (cm)	B (cm)	C (cm)
64	68	161-163-166	165-171-178



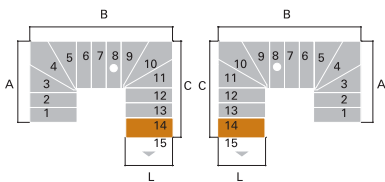
L (cm)	A (cm)	B (cm)	C (cm)
64	148-154-161	177-181-185	68



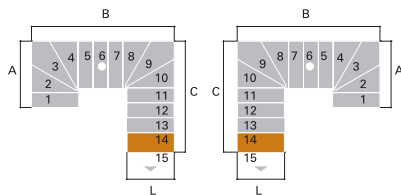
L (cm)	A (cm)	B (cm)	C (cm)
64	132-137-142	177-181-185	85



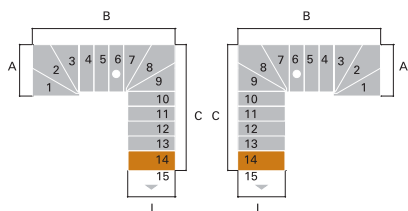
L (cm)	A (cm)	B (cm)	C (cm)
64	116-120-124	177-181-185	101-102-104



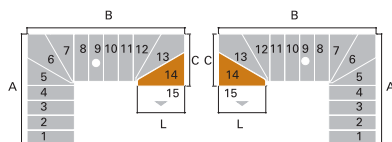
L (cm)	A (cm)	B (cm)	C (cm)
64	100-102-105	177-181-185	117-119-122



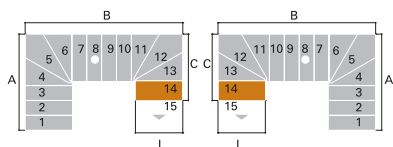
L (cm)	A (cm)	B (cm)	C (cm)
64	84-85-87	177-181-185	133-137-141



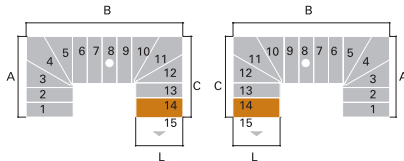
L (cm)	A (cm)	B (cm)	C (cm)
64	68	177-181-185	149-154-159



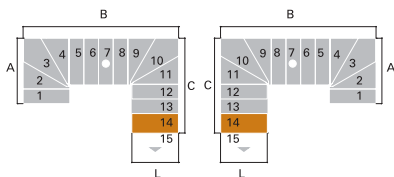
L (cm)	A (cm)	B (cm)	C (cm)
64	132-137-142	193-196-203	68



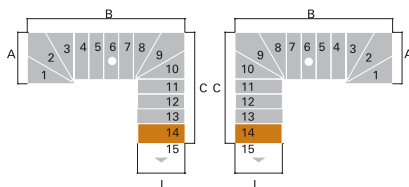
L (cm)	A (cm)	B (cm)	C (cm)
64	116-120-124	193-198-203	85



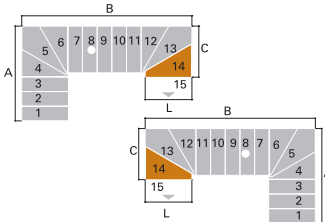
L (cm)	A (cm)	B (cm)	C (cm)
64	100-102-105	193-198-203	101-102-104



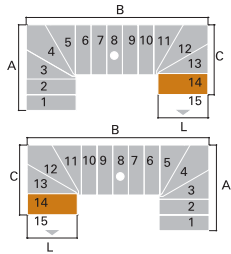
L (cm)	A (cm)	B (cm)	C (cm)
64	84-85-87	193-198-203	117-119-122



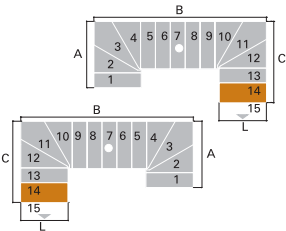
L (cm)	A (cm)	B (cm)	C (cm)
64	68	193-198-203	133-137-141



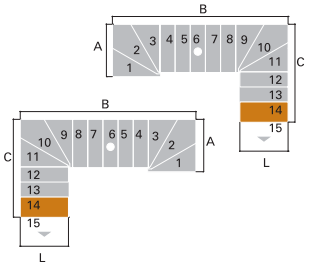
L (cm)	A (cm)	B (cm)	C (cm)
64	116-120-124	209-215-222	68



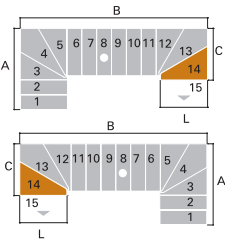
L (cm)	A (cm)	B (cm)	C (cm)
64	100-102-105	209-215-222	85



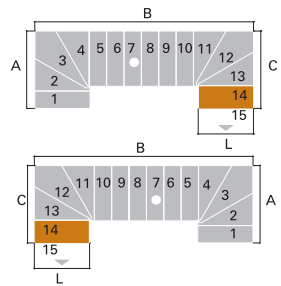
L (cm)	A (cm)	B (cm)	C (cm)
64	84-85-87	209-215-222	101-102-104



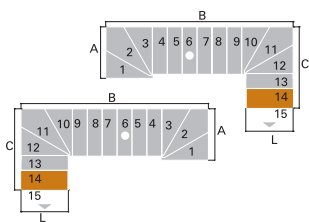
L (cm)	A (cm)	B (cm)	C (cm)
64	68	209-215-222	117-119-122



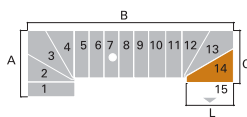
L (cm)	A (cm)	B (cm)	C (cm)
64	100-102-105	225-232-240	68



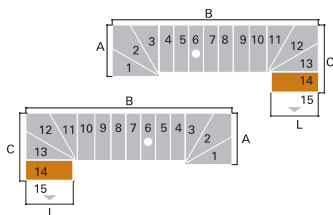
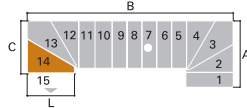
L (cm)	A (cm)	B (cm)	C (cm)
64	84-85-87	225-232-240	85



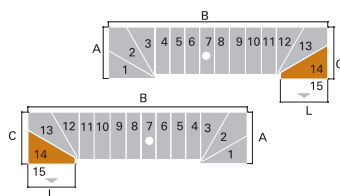
L (cm)	A (cm)	B (cm)	C (cm)
64	68	225-232-240	101-102-104



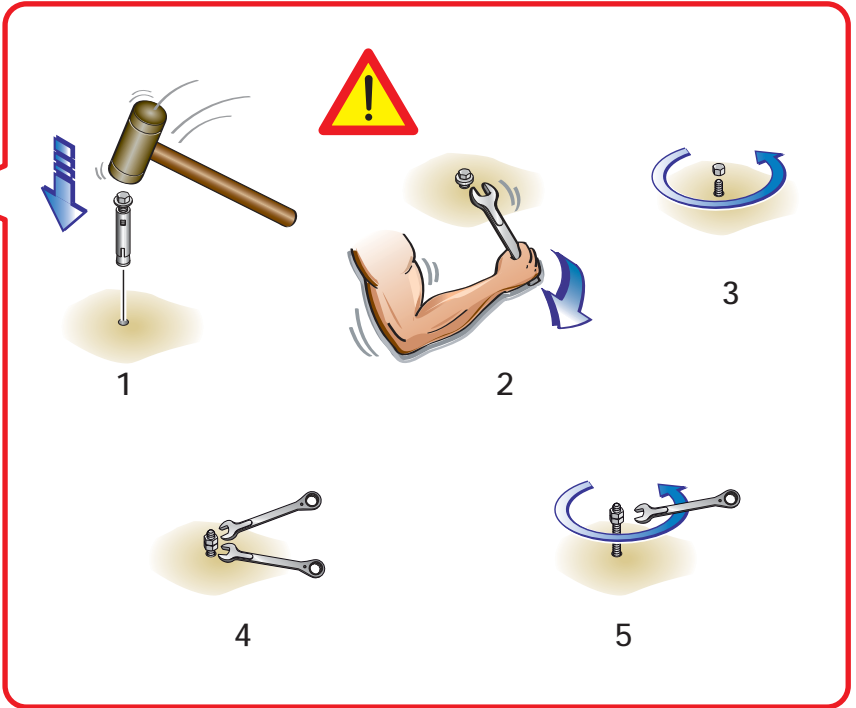
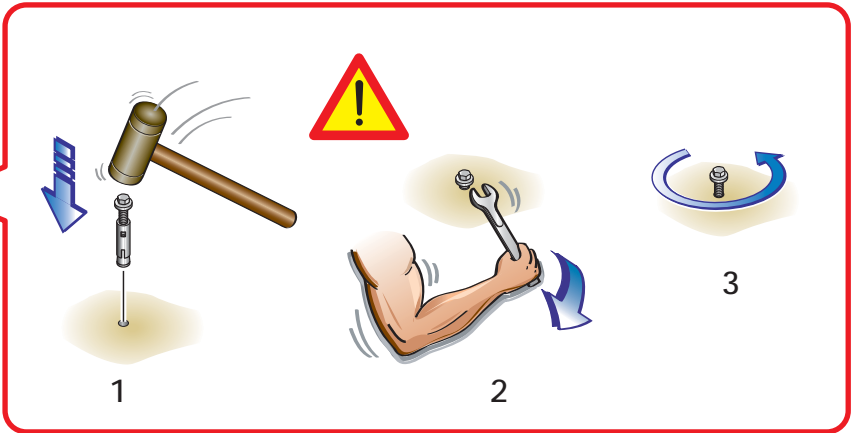
L (cm)	A (cm)	B (cm)	C (cm)
64	84-85-87	241-249-259	68



L (cm)	A (cm)	B (cm)	C (cm)
64	68	241-249-259	85



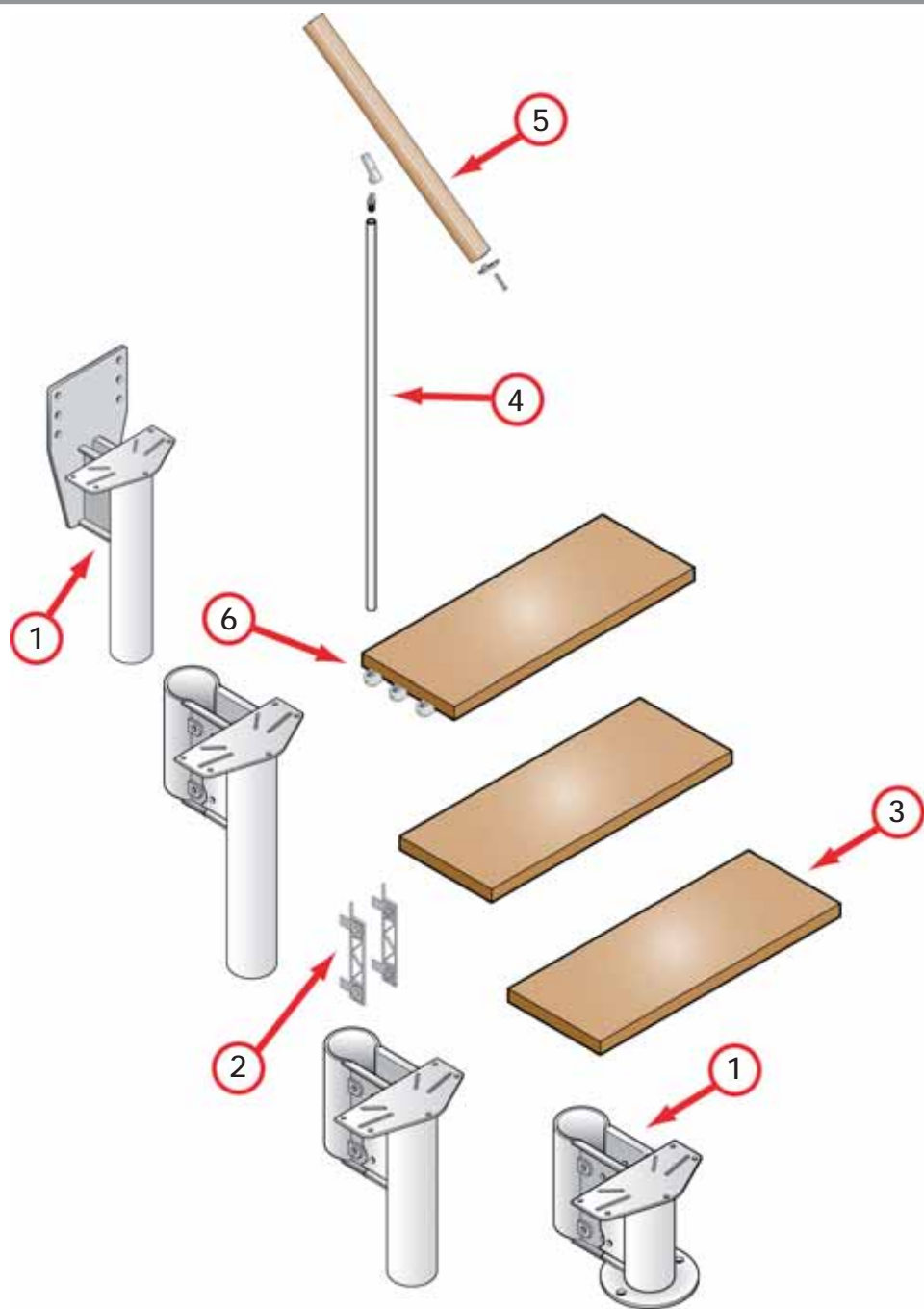
L (cm)	A (cm)	B (cm)	C (cm)
64	68	257-267-277	68





Italiano	DATI IDENTIFICATIVI DEL PRODOTTO
English	PRODUCT DETAILS
Deutsch	PRODUKTEIGENSCHAFTEN
Français	DONNÉES D'IDENTIFICATION DU PRODUIT
Español	DATOS DE IDENTIFICACIÓN DEL PRODUCTO
Português	DADOS DO PRODUTO
Nederlands	IDENTIFICATIE VAN HET PRODUCT
Svenska	PRODUKTDETALJER
Norsk	PRODUKTINFORMASJON
Dansk	PRODUKTETS IDENTIFIKATIONSDATA
Suomi	TUOTTEEN TUNNISTETIEDOT





IT) dati identificativi del prodotto

denominazione commerciale: **N4**
tipologia: scala a giorno con gradini rettilinei, a ventaglio e rotazione delle rampe

materiali impiegati

STRUTTURA

descrizione

composta da supporti (1) metallici assemblati fra di loro con bulloni

materiali

supporti metallici: Fe 370

fissaggi (2): polipropilene

finitura

supporti metallici: verniciatura a forno con polveri epossidiche

GRADINI

descrizione

gradini (3) in legno, rettilinei e a ventaglio assemblati alla struttura con bulloni

materiali

multistrato di betulla

finitura

tinta: all'acqua

fondo: poliuretano

finitura: poliuretano

RINGHIERA

descrizione

composta da colonnine (4) verticali in metallo fissate ai gradini (3) e da un corrimano (5) di legno

materiali

colonnine: Fe 370

corrimano: faggio

fissaggi (6): nylon

finitura

colonnine: verniciatura a forno con polveri epossidiche

corrimano di legno: tinta all'acqua,

fondo poliuretano

finitura poliuretano

PULIZIA E MANUTENZIONE OBBLIGATORIA

Eseguire la pulizia della scala alla prima comparsa di macchie di sporco e depositi di polvere e periodicamente almeno ogni 6 mesi con panno morbido inumidito in acqua e detergenti specifici non abrasivi ed aggressivi. NON usare mai pagliette abrasive o in ferro. Pulire ed asciugare accuratamente dopo il lavaggio con un panno in microfibra al fine di eliminare gli aloni del calcare presente nell'acqua. Dopo circa 12 mesi dalla data di installazione, controllare il serraggio della viteria dei vari componenti. Al verificarsi di qualsiasi minimo malfunzionamento è obbligatorio effettuare una manutenzione straordinaria, da eseguire subito e a regola d'arte.

PRECAUZIONI D'USO

Evitare usi impropri e non consoni al prodotto, eventuali manomissioni o installazioni non rispondenti alle istruzioni del produttore possono inficiare le conformità prestabilite del prodotto.

EN) product details

trade name: **N4**
type: flight staircase with alternate treads and flight rotation with slope

used materials

STRUCTURE

description

composed of metal supports (1) assembled between themselves by bolts

materials

metal supports: Fe 370

fixings (2): polypropylene

finishing

metal supports: oven varnishing with epoxy powders

TREADS

description

straight and fan-shaped wooden treads (3) assembled to the structure by bolts gradini

materials

birch plywood

finishing

water-base colour

polyurethane undercoat

polyurethane finishing

RAILING

description

composed of vertical balusters (4) in metal fixed to the treads (3) and of a wooden handrail (5)

materials

balusters: Fe 370

handrail: beech

fixings (6): nylon

finishing

balusters: oven varnishing with epoxy powders

wooden handrail: water-base colour,

polyurethane undercoat,

polyurethane finishing

OBLIGATORY CLEANING AND MAINTENANCE

Clean the treads as soon as dirt spots and dust deposits appear and at least every 6 months using a soft cloth moistened with water and specific nonabrasive and non-aggressive detergents. NEVER use abrasive scourers. After cleaning, thoroughly dry the surfaces with a microfibre cloth to remove the haloes that form because of the limestone in the water. Approximately 12 months from the date of installation, check tightness of the screws of the various components. Should even the smallest malfunction occur, it is obligatory to immediately and professionally carry out extraordinary maintenance.

USE PRECAUTION

Avoid any improper use that is not in accordance with the product. Possible violations or installations which don't comply with the providers instructions can invalidate the agreed product conformities.

DE) Produkteigenschaften

kommerzielle Bezeichnung: N4

Typologie: Mittelholmtreppe mit geraden und fächerförmigen angeordnete Stufen, Wenedelung der Treppenläufe

verwendete Materialien

STRUKTUR

Beschreibung

bestehend aus Metallunterkonstruktionsteilen (1), die anhand von Bolzen miteinander verbunden werden

Materialien

Metallunterkonstruktionsteilen: Fe 370

Befestigungen (2): Polypropylen

Ausführung

Unterkonstruktionsteile: Pulverbeschichtung mit Epoxydharzen

STUFEN

Beschreibung

gerade und fächerförmige Holzstufen (3), die an der Struktur mittels Bolzen befestigt sind

Materialien

Mehrschichtbirkenholz

Ausführung

Beizung: Wasserfarbe

Grundierung: aus Polyurethan

Oberlack: aus Polyurethan

GELÄNDER

Beschreibung

bestehend aus senkrechten Geländerstäben (4) aus Metall, die an den Stufen (3) und am Holzhandlauf (5) befestigt sind

Materialien

Geländerstäben: Fe 370

Handlauf: Buche

Befestigungen (6): Nylon

Ausführung

Geländerstäben: Pulverbeschichtung mit Epoxydharzen
Holzhandlauf: Beizung: Wasserfarbe

Grundierung: aus Polyurethan

Oberlack: aus Polyurethan

REINIGUNG UND VORGESCHRIEBENE INSTANDHALTUNG

Die Treppe sofort reinigen wenn Schmutzfl ecken und Staubansammlungen entstehen und sie mindestens alle 6 Monate mit einem weichen, mit Wasser und einem spezifischen, weder scheuernden, noch aggressiven Reinigungsmittel befeuchteten Lappen abzuwischen. NIEMALS scheuernde Eisenschwämme verwenden. Nach der Feuchtreinigung mit einem Mikrofasertuch sorgfältig nachtrocknen, um die Schlierenbildung durch kalkhaltiges Wasser zu vermeiden. 12 Monate nach der Montage das Anzugsmoment der Schrauben der verschiedenen Komponenten kontrollieren. Bei Auftreten einer noch so geringen Funktionsstörung muss unbedingt sofort eine fachgerechte außerordentliche Instandhaltung durchgeführt werden.

VORSICHTSMAßNAHMEN FÜR DIE ANWENDUNG

Die falsche und unangemessene Verwendung des Produkts vermeiden. Eventuelle Beschädigungen oder nicht der Montageanleitung des Herstellers gemäße Einrichtungen können die vorgegebene Produktkonformität für ungültig erklären.

FR) données d'identification du produit

denomination commerciale : N4

typologie : escalier à volée avec marches rectilignes, en éventail et rotation des volées

matériaux utilisés

STRUCTURE

description

composée de supports (1) métalliques assemblés entre eux par boulonnage

matériaux

supports métalliques : Fe 370

fixations (2) : polypropylène

finition

supports métalliques : vernissage à chaud avec poudres époxy

MARCHES

description

marches (3) en bois, rectilignes, en éventail assemblées à la structure par boulonnage

matériaux

multipli de bouleau

finition

vernis : à l'eau

mordant : polyuréthanique

finition : polyuréthanique

GARDE-CORPS

description

composé de colonnettes (4) verticales en métal fixées aux marches (3) et d'une main courante (5) en bois

matériaux

colonnettes : Fe 370

main courante : hêtre

fixations (6) : nylon

finition

colonnettes : vernissage à chaud avec poudres époxy

main courante en bois : vernis : à l'eau

mordant : polyuréthanique

finition : polyuréthanique

NETTOYAGE ET MAINTENANCE OBLIGATOIRE

Nettoyer les marches dès que des taches de saleté ou des dépôts de poussière apparaissent ; effectuer également un nettoyage périodique, tous les 6 mois, à l'aide d'un chiffon doux, humecté d'eau et de détergents spécifiques non abrasifs et non agressifs. NE JAMAIS utiliser de la paille de fer abrasive. Après lavage, nettoyer et essuyer soigneusement avec un chiffon en microfibre, afin d'éliminer les auréoles provoquées par le calcaire contenu dans l'eau. Environ 12 mois après la date d'installation, contrôler le serrage des vis des différents composants. À la moindre défaillance, il est obligatoire d'effectuer immédiatement une maintenance corrective, dans les règles de l'art.

PRECAUTION D'UTILISATION

Eviter l'utilisation impropre et non conforme au produit. D'éventuelles alterations ou installations non correspondantes aux instructions du producteur peuvent invalider les conformités préétablies du produit.

ES) datos de identificación del producto

denominación comercial: N4

tipología: escalera abierta con peldaños rectilíneos, en forma de abanico y rotación de las rampas

materiales empleados

ESTRUCTURA

descripción

compuesta por soportes (1) metálicos ensamblados entre sí con pernos

materiales

soportes metálicos: Fe 370

fijaciones (2): polipropileno

acabado

soportes metálicos: barnizado en horno con polvos epoxídicos

PELDAÑOS

descripción

peldaños (3) de madera maciza, rectilíneos y en abanico, ensamblados a la estructura mediante pernos

materiales

multicapa de abedul

acabado

acabado: al agua

imprimación: poliuretánica

acabado: poliuretánico

BARANDILLA

descripción

compuesta por barrotes (4) verticales de metal fijados a los peldaños (3) y por un pasamanos (5) de madera

materiales

barrotes: Fe 370

pasamanos: haya

fijaciones (6): nylon

acabado

barrotes: barnizado en horno con polvos epoxídicos

pasamanos de madera: acabado al agua

imprimación poliuretánica

acabado poliuretánico

LIMPIEZA Y MANTENIMIENTO OBLIGATORIO

Realizar la limpieza de la escalera en cuanto aparezcan manchas de suciedad y depósitos de polvo, y periódicamente al menos cada 6 meses, con un paño suave humedecido en agua y detergentes específicos no abrasivos ni agresivos. NO utilizar nunca lanas abrasivas o de hierro. Limpiar y secar bien después del lavado utilizando un paño de microfibra para eliminar las aureolas de cal dejadas por el agua. Transcurridos unos 12 meses desde la fecha de instalación, comprobar que los tornillos que fijan las distintas partes sigan bien apretados. Ante el menor defecto de funcionamiento, es obligatorio realizar un mantenimiento extraordinario según las reglas del arte.

PRECAUCIONES DE USO

Evitar usos impropios y no conformes con el producto. Eventuales manipulaciones o instalaciones que no cumplan con las instrucciones del fabricante pueden menoscabar las cualidades certificadas en las pruebas de conformidad a las que previamente fue sometido el producto.

PT) dados do produto

denominação comercial: N4

tipologia: escadas com degraus direitos, curvos e rotação das rampas

materiais utilizados

ESTRUTURA

descrição

composta por suportes (1) metálicos montados entre eles com parafusos

materiais

suportes metálicos: Fe 370

fixações (2): polipropileno

acabamento

suportes metálicos: pintura no forno com pós epóxi

DEGRAUS

descrição

degraus (3) em madeira direitos, curvos montados na estrutura com parafusos

materiais

multiestrato de bétula

acabamento

tinta: de água

fundo: em poliuretano

acabamento: em poliuretano

BALAÚSTRE

descrição

composto por colunas (4) verticais em metal presos aos degraus (3) e por um corrimão (5) em madeira

materiais

colunas: Fe 370

corrimão: faggio

fixações (6): nylon

acabamento

colunas: pintura no forno com pós epóxi

corrimão em madeira: tinta de água

fundo em poliuretano

acabamento em poliuretano

LIMPEZA E MANUTENÇÃO OBRIGATÓRIA

Efetuar a limpeza da escada assim que surgirem manchas de sujidade e depósitos de pó e periodicamente pelo menos a cada 6 meses com um pano macio humedecido em água e detergentes específicos não abrasivos e agressivos. NUNCA usar palha de aço ou esfregões abrasivos. Limpar e secar cuidadosamente após a lavagem com um pano em microfibra para eliminar os halos de calcário presentes na água. Depois de aproximadamente 12 meses após a data de instalação, verifique se os parafusos e as porcas das várias peças estão apertados. Em caso de qualquer mínima avaria, é obrigatório efetuar uma manutenção extraordinária, imediatamente e de acordo com as regras.

PRECAUÇÕES NO USO

Evite usos impróprios, não em conformidade, do produto. Quaisquer alterações e instalações não correspondentes às instruções do fabricante podem prejudicar as conformidades preestabelecidas para o produto.

NL) identificatie van het product

commerciële benaming: N4

typologie: open trap met rechte en kwartrond
opgestelde treden en draaiing van de trapgedeelten

gebruikte materialen

STRUCTUUR

beschrijving

bestaande uit stalen dragers (1) die onderling
geassembleerd zijn door schroeven en moeren

materialen

stalen dragers: Fe 370

bevestigingsmateriaal (2): polypropyleen

afwerking

stalen dragers: in oven uitgeharde epoxy-poeder
coating

TREDEN

beschrijving

treden (3) van houten, in een rechte en kwartronde
configuratie die aan de structuur bevestigd zijn door
schroeven en moeren

materialen

berken multiplex

afwerking

kleur: naturel

basis: van polyurethaan

afwerking: van polyurethaan

TRAPLEUNIG

beschrijving

bestaande uit verticale spijlen (4) die aan de treden (3)
zijn bevestigd en een houten handregel (5)

materialen

spijlen: Fe 370

handregel: beukenhout

bevestigingsmateriaal (6): nylon

afwerking

spijlen: in oven uitgeharde epoxy poedercoating

houten handregel: kleur naturel

basis van polyurethaan

afwerking van polyurethaan

REINIGING EN VERPLICHT ONDERHOUD

Maak de ladder met een zachte doek bevochtigd met
water en specifieke, niet-schurende en niet-agressieve
reinigingsmiddelen schoon zodra de eerste vlekken en
stofophoping zich voordoen. Verricht deze handeling
elke 6 maanden. GEEN metaal- of schuurponsjes
gebruiken. Na de reiniging schoonmaken en zorgvuldig
met een microvezeldoek drogen om alle kalkvlekken
te verwijderen. Controleer, na ongeveer 12 maanden
na de installatiedatum, of het schroefwerk van de
verschillende onderdelen nog goed vastzit. Verricht
bij het kleinste gebrek onmiddellijk het buitengewone
onderhoud volgens de technische normen.

VOORZORGSMAATREGELEN

Vermijd onjuist en ongeschikt gebruik van het product.
Eventuele handelingen of installaties die niet volgens
de aanwijzingen van de producent zijn uitgevoerd,
kunnen de vooraf bepaalde conformatie van het product
wijzigen.

SV) produkt detaljer

kommersiell benämning: N4

typ: öppen trappa med raka trappsteg, spiraltrappa och
av rotationstyp

konstruktionsmaterial

STRUKTUR

beskrivning

består av metallstöd (1) som sitter ihop med varandra
med bultar

material

metallstöd: Fe 370

fästanordningar (2): polypropylen

ytbehandling

stöd: ugnslackerade med epoxipulver

TRAPPSTEG

beskrivning

trappsteg (3) av trä, av typ rak eller spiralformad,
monterade på stommen med bultar

material

björk

ytbehandling

färg: vattenbaserad

botten: polyuretan

ytbehandling: polyuretan

RÄCKE

beskrivning

bestående av vertikala stolpar (4) av metall som sitter
fast på trappstegen (3) och en trähandledare (5)

material

stolpar: Fe 370

handledare: bokträ

fästanordningar (6): nylon

ytbehandling

stolpar: ugnslackerade med epoxipulver

trähandledare: färg: vattenbaserad

botten: polyuretan

ytbehandling: polyuretan

NÖDVÄNDIG RENGÖRING OCH UNDERHÅLL

Rengör trappan vid första smutsfläck eller när damm
samlas, och regelbundet minst var 6:e månad.
Rengör med en trasa fuktad med vatten och lämpligt
rengöringsmedel som inte är slipande eller frätande.
Använd aldrig slipande svampar eller stålull. Rengör
och torka noggrant efter rengöring med en mikrofiberduk
för att undvika kalkfläckar från vattnet. Kontrollera
åtdragningen av skruvarna för de olika komponenterna
efter 12 månader. Vid varje typ av felfunktion är det
obligatoriskt att utföra ett extra underhåll. Detta ska
utföras omedelbart och på ett yrkesmannamässigt sätt.

ANVÄNDNINGSFÖRESKRIFTER

Undvik att använda produkten på ett olämpligt
sätt. Eventuell mixtring eller installation som inte
överensstämmer med tillverkarens anvisningar kan leda
till att överensstämmelsekraven som har fastställts för
produkten inte längre gäller.

NO) produktinformasjon

produktnavn: N4
karakteristikk: åpen trapp med rettlinjede trappetrinn, vifteformet og roterende trappeløp

produksjonsmaterialer

STRUKTUR

beskrivelse

sammensatt av metallstøtter (1) festet sammen med bolter

materialer

metallstøtter: Fe 370
fester (2): polypropylen

finish

metallstøtter: ovnlakkert med epoksy pulver

TRAPPETRINN

beskrivelse

rettlinjede trinn (3) i tre, vifteformet og montert på strukturen med bolter

materialer

bjørk

finish

fargestoff: vannbasert
underlagsstrøk: polyuretan
finish: polyuretan

REKKVERK

beskrivelse

sammensatt av lodrette spiler i metall (4) festet i trappetrinnene (3), og en håndløper (5) i tre

materialer

spiler: Fe 370
håndløper: bøk
fester (6): nylon

finish

spiler: ovnlakkert med epoksy pulver
håndløper: fargestoff: vannbasert
underlagsstrøk: polyuretan
finish: polyuretan

RENGJØRING OG NØDVENDIG VEDLIKEHOLD

Rengjør trappen straks det oppstår flekker eller støvansamlinger. Trappen må dessuten rengjøres jevnlig minst hver 6. måned med en myk klut fuktet med vann og spesielle milde rengjøringsmidler som ikke lager riper. Bruk IKKE rengjøringsssvamper med slipeeffekt eller stålull. Skyll og tørk omhyggelig med en mikrofiberklut etter rengjøringen, slik at alle kalkholdige vannflekker fjernes. Kontrollerer etter ca. 12 måneder fra installasjonen, at skruene i de forskjellige komponentene er korrekt strammet. Så snart man oppdager den minste funksjonsfeil må det utføres et forskriftsmessig ekstraordinært vedlikeholdsinngrep.

FORHOLDSREGLER VED BRUK

Unngå uriktig og uegnet bruk av produktet. Eventuelle endringer eller installasjoner som ikke er i samsvar med produsentens anvisninger vil kunne medføre at de forhåndsdefinerte produktkonformitetene ugyldiggjøres.

DA) produktets identifikasjonsdata

handelsbetegnelse: N4
type: svingtrappe med rettlinede, vifteformede trin og rotation af trappeløbene

brugte materialer

STRUKTUREN

beskrivelse

strukturen består af metalstøtter (1) som er sammensat med bolte

materialer

metalstøtter: Fe 370
fikseringer (2): polypropylen

finish

metalstøtter: malet i ovn med epoxy pulver

TRIN

beskrivelse

trin (3) i massivt retlinet vifteformet træ sammensat til strukturen med bolte

materialer

birketræ

finish

vandmalet
grundet med polyuretan
finish med polyuretan

GELÆNDER

beskrivelse

gelænderet består af små lodrette metalstolper (4) fikseret til trinnene (3) og en håndliste i træ (5)

materialer

stolper: Fe 370
håndliste: bøgetræ
fikseringer (6): nylon

finish

stolper: malet i ovn med epoxy pulver
håndliste: vandmalet
grundet med polyuretan
finish med polyuretan

RENGJØRING OG PÅBUDET VEDLIGEHOLDELSE

Trappen skal rengøres når de første tegn på tilsmudsning og af støvaflejringer fremkommer, og i hvert fald regelmæssigt for hver 6. måned med en blød klud vædet i vand og specifikke ikke ætsende eller aggressive rengjøringsmidler. Der må ALDRIG bruges skure- eller støvsvampe. Rengør og tør omhyggeligt med en mikrofiberklud efter vask for at fjerne kalkaflejringerne, der findes i vandet. Efter ca. 12 måneder fra installationsdatoen, kontrolleres fikseringen på de forskellige komponenters skruer. I tilfælde af en hvilken som helst fejlfunktion, er det påbudt at udføre en ekstraordinær vedligeholdelse, der bør udføres omgående og i overensstemmelse med bedste praksis.

FORHOLDSREGLER VED BRUG

Undgå ukorrekt brug, som produktet ikke er beregnet til. Eventuelle ændringer eller installationer, som ikke stemmer overens med producentens anvisninger, kan påvirke produktets overensstemmelse som fastsat inden brug.

FI) tuotteen tunnistetiedot

kauppanimi: N4

tyyppi: portaat suorilla ja kiertyvillä askelmilla,
porrassyöksyen kierto

käytetyt materiaalit

RAKENNE

kuvaus

koostuu metallisista kannattimista (1), jotka
kiinnitetään yhteen pulteilla

materiaalit

metalliset kannattimet: Fe 370

kiinnikkeet (2): polypropeeni

viimeistely

kannattimet: maalaus uunissa epoksijauheilla

ASKELMAT

kuvaus

askelmat (3), puuta, suorat viuhkan muodossa;
asennettu runkoon pulteilla

materiaalit

Koivuvaneria

viimeistely

väri: vesipohjainen

pohjamaali: polyuretaaninen

viimeistely: polyuretaaninen

KAIDE

kuvaus

koostuu askelmiin (3) kiinnitetystä metallisista
pystypinnoista (4) sekä puisesta käsiohteesta (5)

materiaalit

pystypinnat: Fe 370

käsiohde: pyökki

kiinnikkeet (6): nailon

viimeistely

pystypinnat: maalaus uunissa epoksijauheilla

käsiohde: väri: vesipohjainen

pohjamaali: polyuretaaninen


viimeistely: polyuretaaninen

PAKOLLINEN PUHDISTUS JA YLLÄPITO

Huolehdi portaiden puhdistuksesta ensimmäisten
likatahrojen tai pölyjäämien ilmestyessä sekä
säännöllisin väliajoin vähintään joka 6. kuukausi
liinalla, joka on kostutettu miedon hankaamattoman
pesuaineen ja veden muodostamassa liuoksessa. ÄLÄ
koskaan käytä hankaavia tai metallisia sieniä. Puhdista
ja kuivaa huolellisesti pesun jälkeen mikrokuituliinalla,
jotta poistetaan vesijäämien aikaansaamat kalkkiläikät.
Noin 12 kuukauden kuluttua asennuksesta tarkista,
että kaikki eri osien ruuvit ja mutterit ovat tiukalla.
Mikäli havaitaan pienikin toimintahäiriö, on pakollista
suorittaa ennakoimaton huolto, välittömästi ja tarvittavat
toimenpiteet kunnolla suorittaen.

KÄYTÖN VAROTOIMET

Vältä tuotteen sopimatonta käyttöä. Mahdolliset
väärinkäytökset tai asennukset, jotka eivät vastaa
valmistajan ohjeita, voivat aiheuttaa sen, ettei tuote
vastaa sen ilmoitettuja ominaisuuksia.



N4
D.U.M.
07/2016