


genius

010 020 030 040 050 060 070



Italiano	ISTRUZIONI DI MONTAGGIO
English	ASSEMBLY INSTRUCTIONS
Deutsch	MONTAGEANLEITUNG
Français	INSTRUCTIONS DE MONTAGE
Español	INSTRUCCIONES PARA EL ENSAMBLAJE
Svenska	MONTERINGSINSTRUKTIONER
Dansk	MONTERINGSINSTRUKTIONER
Norsk	MONTERINGSBESKRIVELSE
Suomi	ASENNUSOHJEET

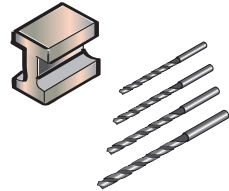

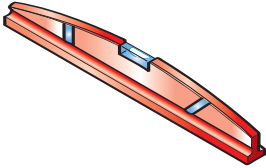
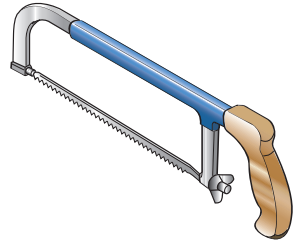

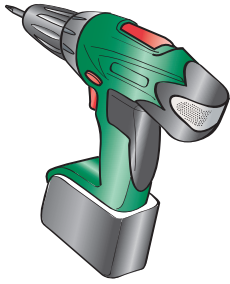
fontanot®
scale di ogni tempo




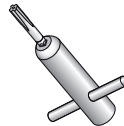
[http:// www.fontanot.it/123456](http://www.fontanot.it/123456)



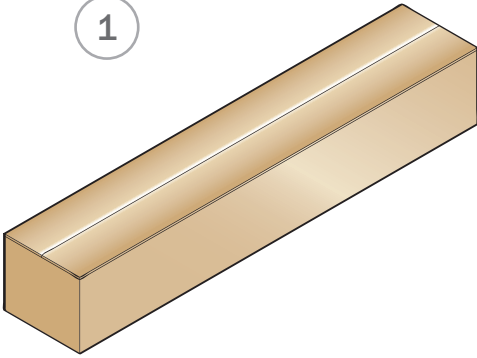
Copyright by Albini & Fontanot S.p.A., first publication 21 january 2013



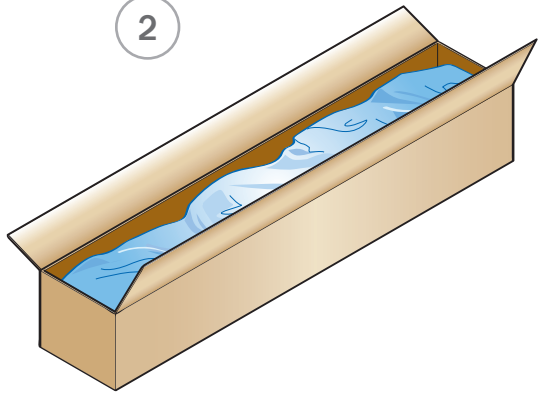
PH 2



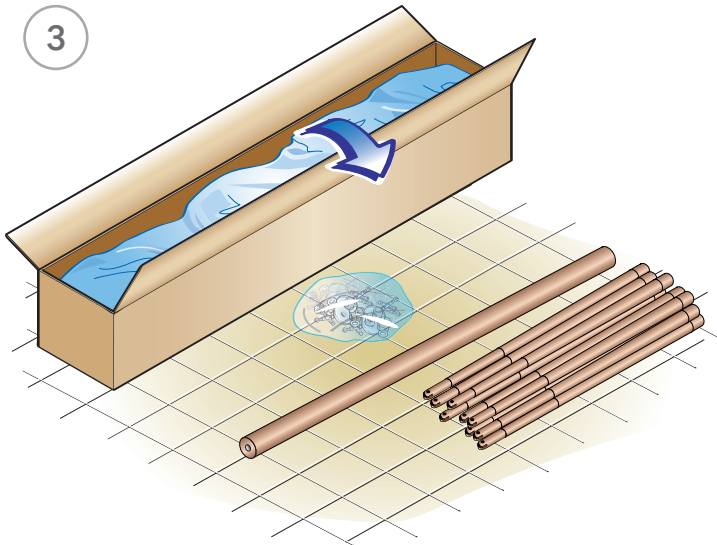
1



2



3



001017



M4 x 8 mm

002031



M3 x 18 mm

004034



M5 x 7 x 8 mm

005027




M4 mm

005035



M6 mm

007032



008001



008004



M8 mm

011051



M4 x 12 mm

011053



M6,4 x 40 mm

011056



M4 x 20 mm

011057



M6 x 25 mm

011069



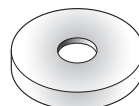
M5 x 12 mm

012014



M5 x 50 mm

031059



031076



031077



033010



033056



033078



033103



033105



033107



033125



033221



046011



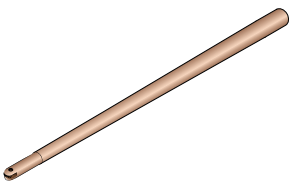
M8 x 55

046052

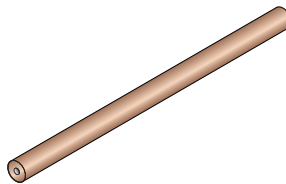


M8 x 110

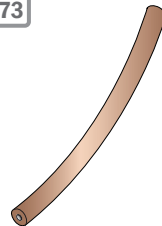
124059 H = 94 cm



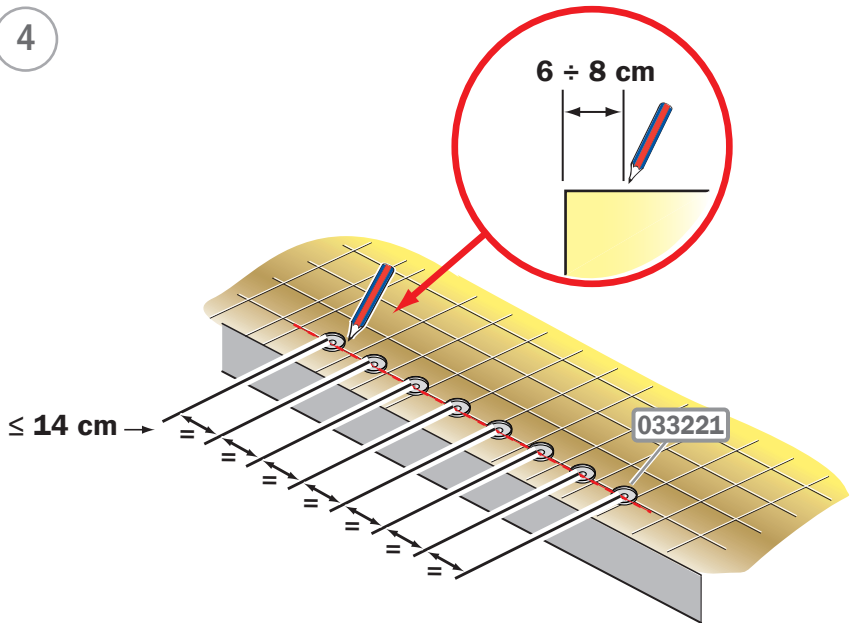
140053



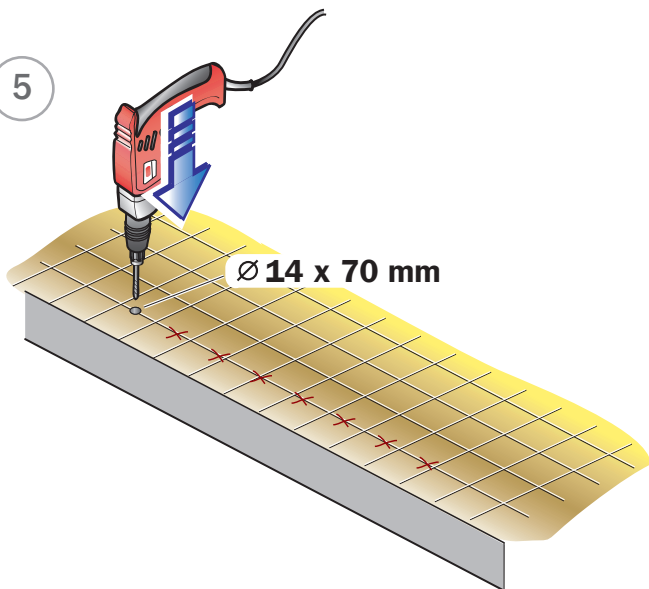
140073

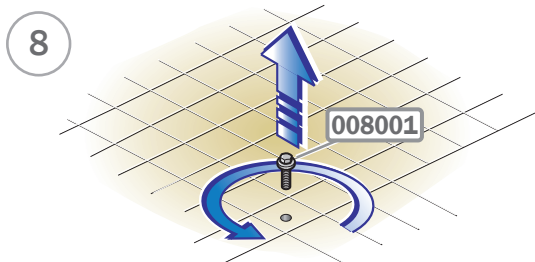

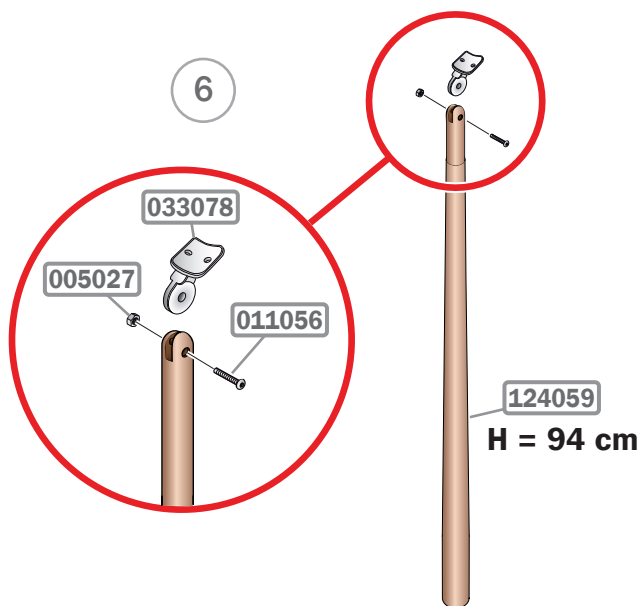


4

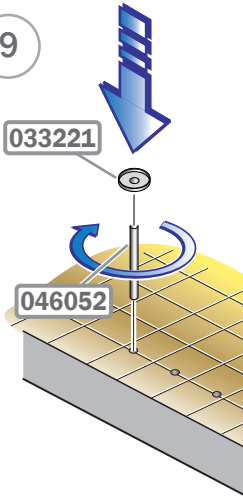


5

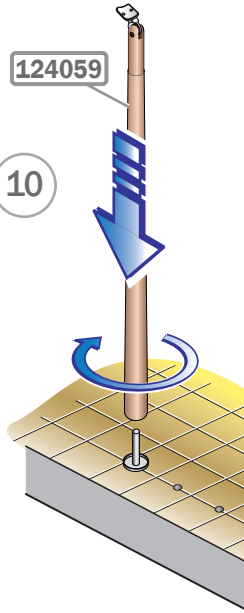




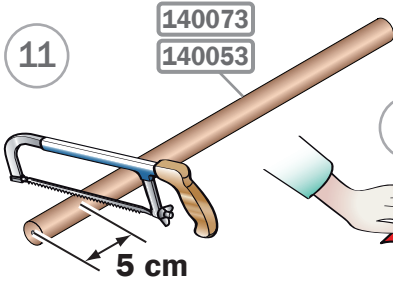
9



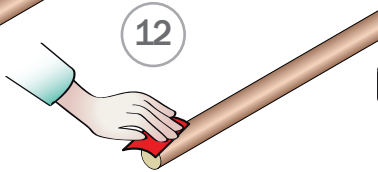
10



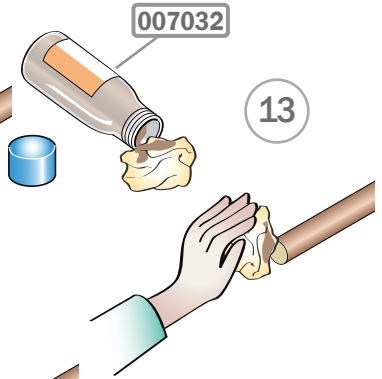
11



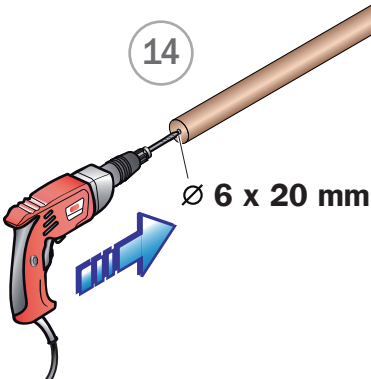
12



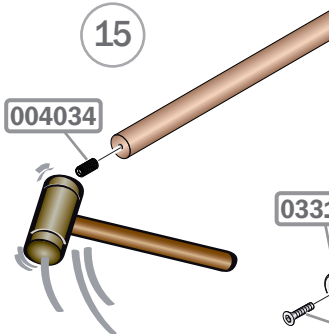
13



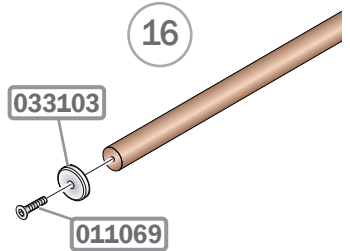
14



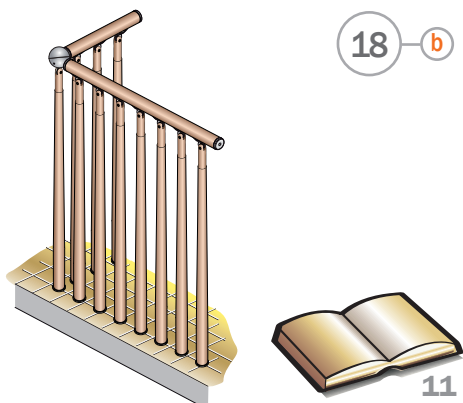

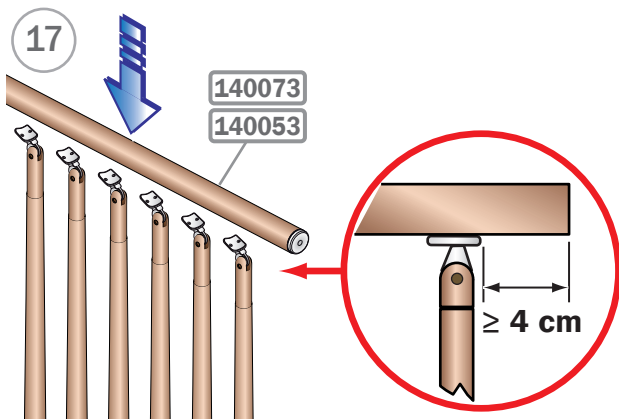


15

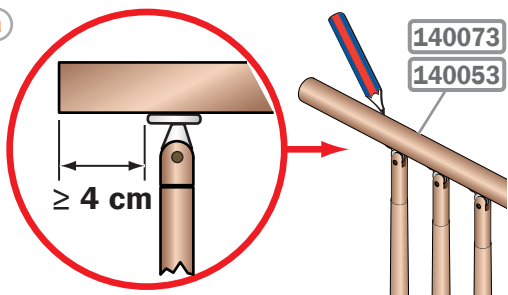


16

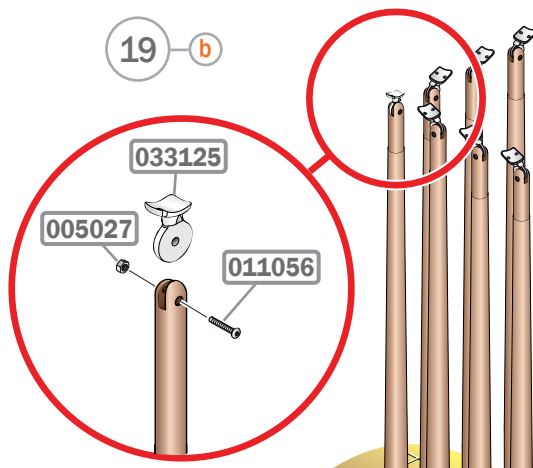




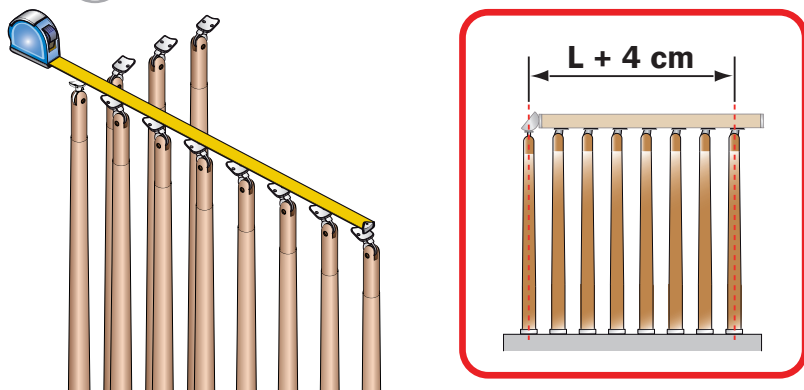
19 a

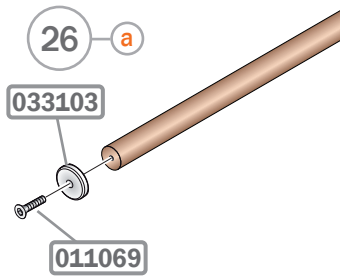
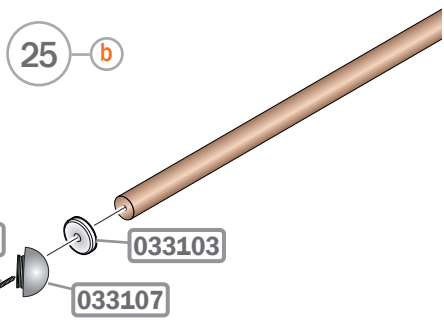
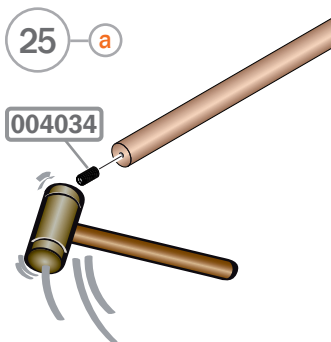
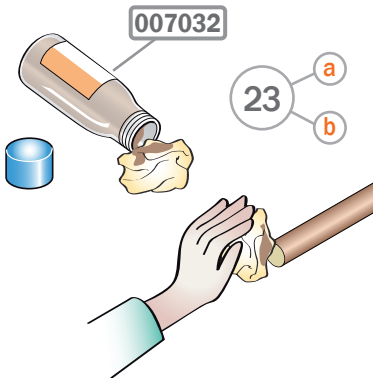
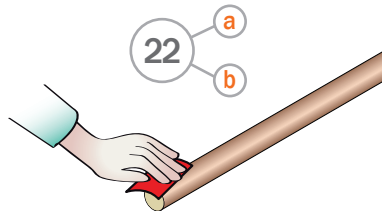
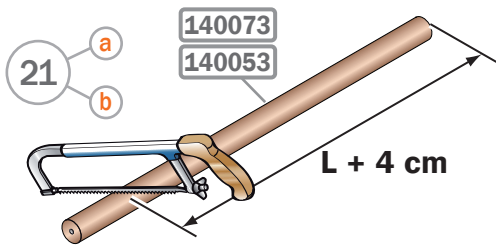


19 b

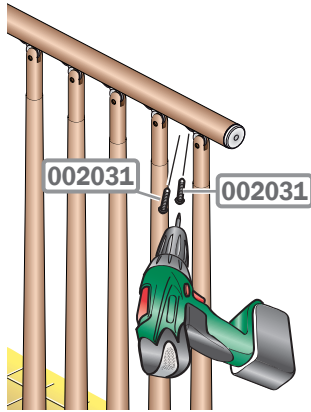


20 b

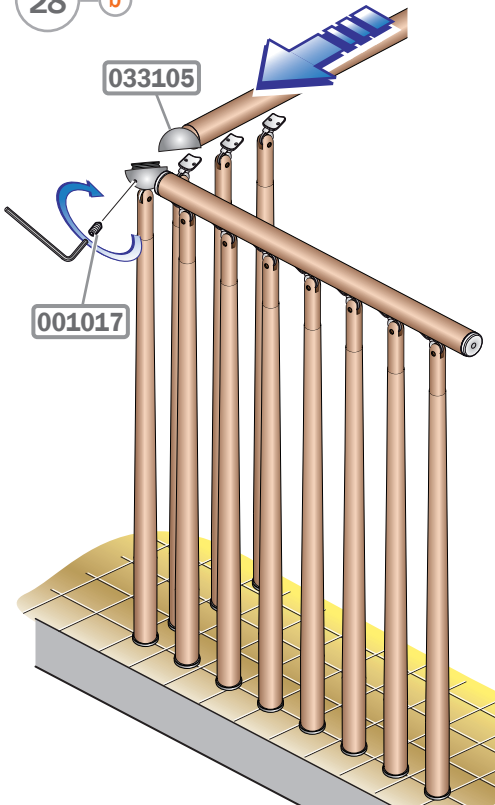




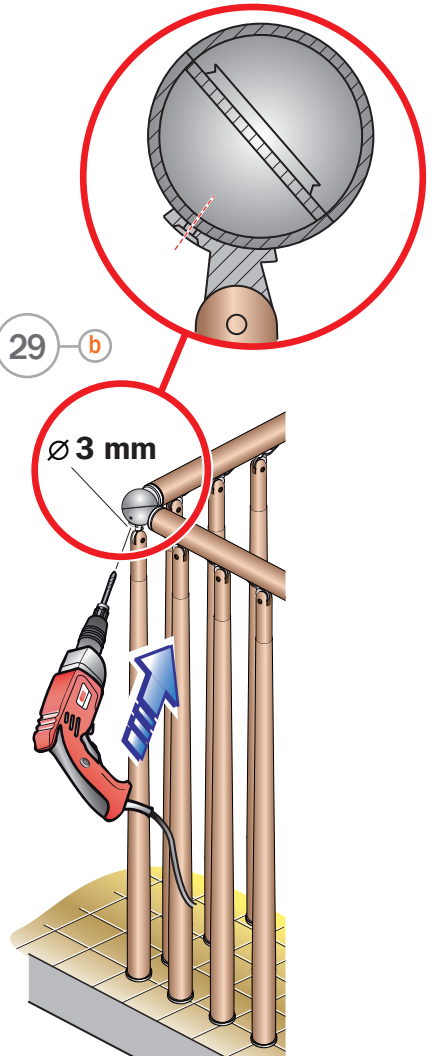
27



28 b

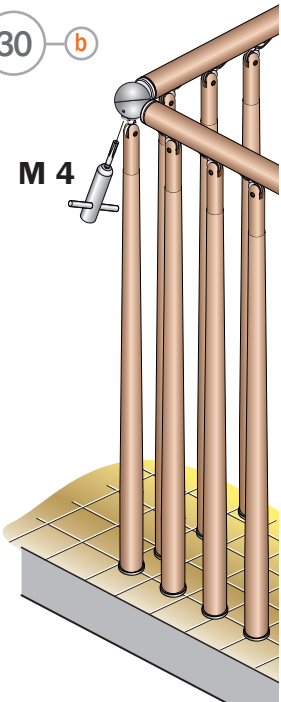


29 b



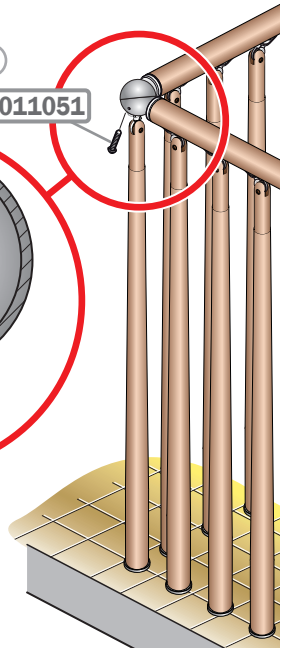
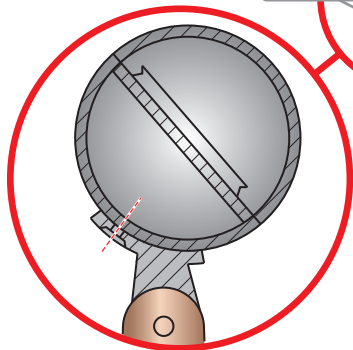
30 b

M 4



31 b

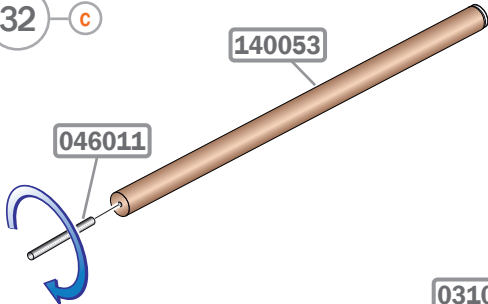
011051



32 c

140053

046011

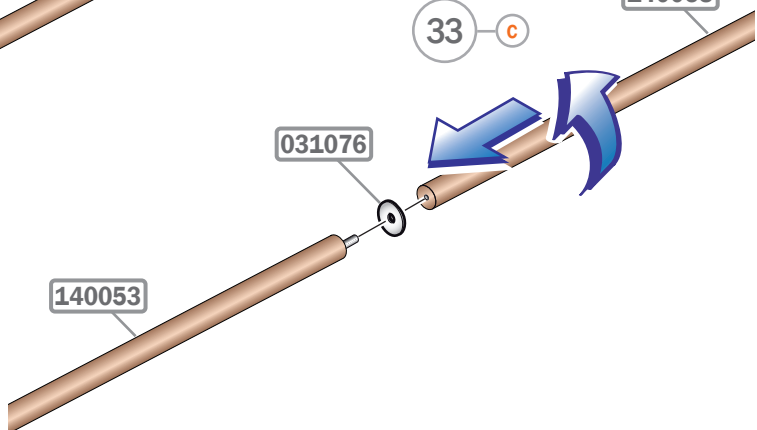


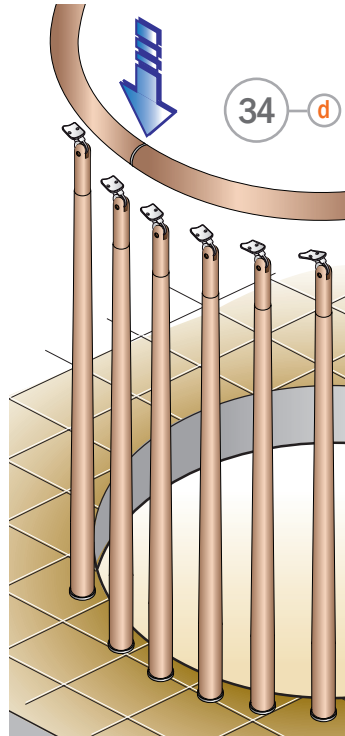
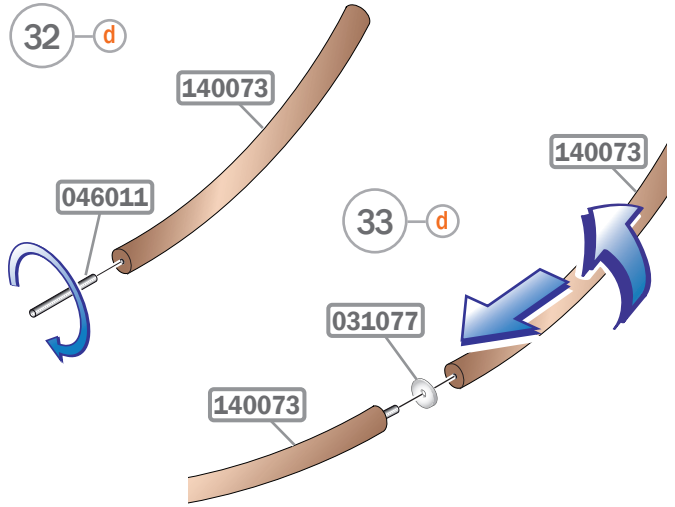
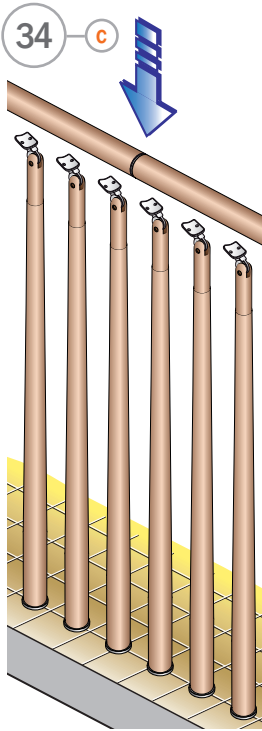
33 c

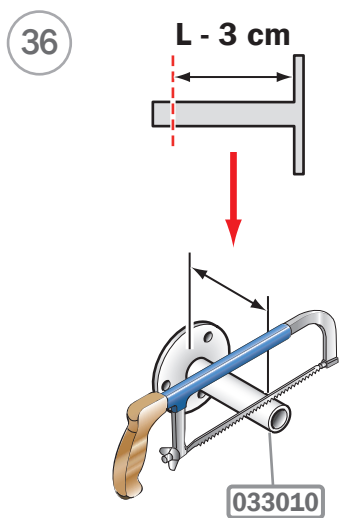
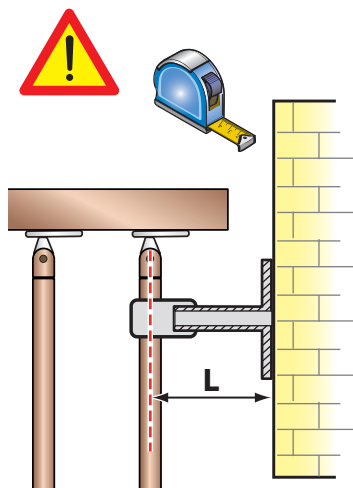
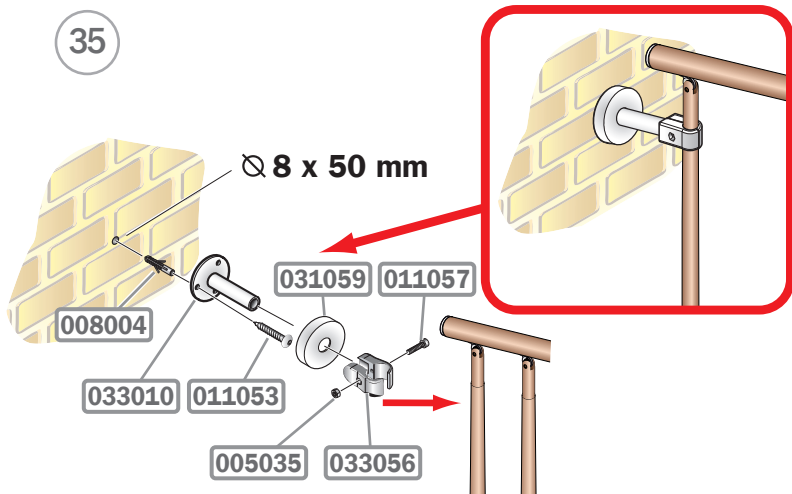
140053

031076

140053








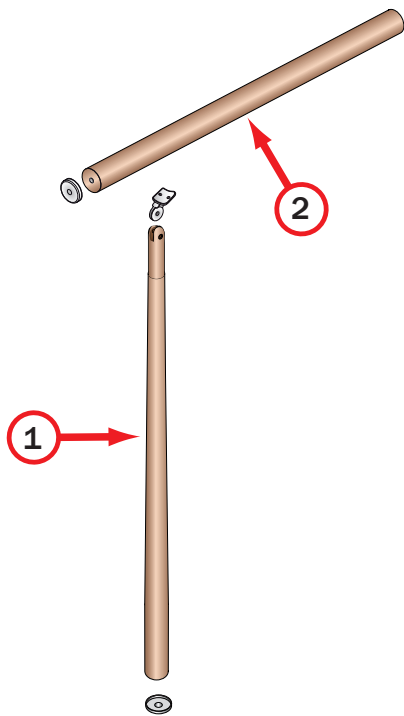
genius

010 020 030 040 050 060 070



Italiano DATI IDENTIFICATIVI DEL PRODOTTO
English PRODUCT DETAILS
Deutsch PRODUKTEIGENSCHAFTEN
Français DONNÉES D'IDENTIFICATION DU PRODUIT
Español DATOS DE IDENTIFICACIÓN
Svenska PRODUKT DETALJER
Dansk PRODUKTETS IDENTIFIKATIONSDATA
Norsk PRODUKTINFORMASJON
Suomi TIETOJA TUOTTEESTA

fontanot®
scale di ogni tempo



IT)

dati identificativi del prodotto

denominazione commerciale: **GENIUS 070**

tipologia: balaustra

RINGHIERA

descrizione

composta da colonnine **(1)** verticali in legno e da un corrimano **(2)** in legno

materiali

colonnine e corrimano: faggio / frassino

finitura

colonnine e corrimano di legno: colorazione e verniciatura UV ad acqua

PULIZIA

pulire con un panno morbido inumidito in acqua, senza usare prodotti contenenti solventi o materiali abrasivi.

MANUTENZIONE

dopo circa 12 mesi dalla data di installazione, controllare il serraggio della viteria dei vari componenti. la manutenzione straordinaria deve essere eseguita a regola d'arte.

PRECAUZIONI D'USO

evitare usi impropri e non consoni al prodotto. eventuali manomissioni o installazioni non rispondenti alle istruzioni del prodotto possono inficiare le conformità prestabilite del prodotto.

EN)

product identification data

trade name: **GENIUS 070**

type: balustrade

RAILING

description

composed of wooden vertical balusters **(1)** and of a wooden handrail **(2)**

materials

balusters and handrail: beech / ash

finishing

balusters and handrail: water-based colouring and UV painting

CLEANING

clean with a soft cloth moistened in water; do not use products containing solvents or abrasive materials.

MAINTENANCE

about 12 months after the installation date, check the tightening of bolts on the various components. all non-routine maintenance procedures must be carried out in a strictly professional manner.

USE PRECAUTION

avoid improper and unsuited use of the product. any tampering with or installation not according to the instructions provided by the manufacturer may result in the product no longer conforming to the standards.

DE)

Produkteigenschaften

Handelsbezeichnung: **GENIUS 070**

Typ: Balustrade

GELÄNDER

Beschreibung

bestehend aus senkrechten Holzgeländersäulen (1) und einem Holzhandlauf (2)

Materialien

Geländersäule und Handlauf: Buche / Esche

Ausführung

Geländersäule und Handlauf: Wasserfärbung und Wasser-UV-Lackierung

REINIGUNG

für die Reinigung ein weiches, mit Wasser befeuchtetes Tuch verwenden und weder scheuernde Materialien, noch Produkte mit Lösungsmitteln benutzen.

WARTUNG

ungefähr 12 Monate nach dem Einbau, die Festigkeit der einzelnen Schrauben überprüfen. die außerordentliche Wartung muss nach allen regeln der Kunst ausgeführt werden.

VORSICHTSMAßNAHMEN FÜR DIE ANWENDUNG

eine unsachgemäße und unangemessene Verwendung des Produkts vermeiden. eventuelle Abänderungen oder montagen, die von den vom Hersteller gelieferten Anleitungen abweichen, können zu einer Herabsetzung der festgelegten Konformität des Produkts führen.

FR)

données d'identification du produit

désignation commerciale: **GENIUS 070**

type: Balustrade

GARDE-CORPS

description

composé de colonnettes (1) verticales en bois et d'une main courante (2) en bois

matériaux

colonnettes et main courante: hêtre / frêne

finition

colonnettes et main courante: coloration et peinture UV à l'eau

NETTOYAGE

nettoyer à l'aide d'un chiffon doux mouillé dans l'eau, sans utiliser de produits contenant des solvants ou des matériaux abrasifs.

ENTRETIEN

après environ 12 mois de la date d'installation, contrôler le serrage de la visserie et des différents éléments. l'entretien extraordinaire doit être exécuté dans les règles de l'art.

PRECAUTION D'UTILISATION

il faut éviter des utilisations impropres et non conformes au produit. toutes manipulations ou installations ne répondant pas aux consignes du fabricant, peuvent invalider la conformité du produit.

ES)

datos de identificación del producto

denominación comercial: **GENIUS 070**

tipología: balaustrada

BARANDILLA

descripción

compuesta por barrotes (1) verticales de madera y por un pasamanos (2) de madera

materiales

barrotes y pasamanos: haya / fresno

acabado

barrotes y pasamanos: pintura y barnizado UV al agua

LIMPIEZA

limpiar con un paño suave humedecido con agua, sin usar productos que contengan disolventes o materiales abrasivos.

MANTENIMIENTO

transcurridos unos 12 meses desde la fecha de instalación, comprobar que los tornillos que fijan las distintas partes sigan bien apretados. el mantenimiento extraordinario debe ser efectuado como corresponde.

PRECAUCIONES DE USO

evitar usos inapropiados e inadecuados para el producto. cualquier alteración o instalación que no cumpla con las instrucciones del fabricante podría afectar a la conformidad del producto.

SV)

produkttdetaljer

varunamn: **GENIUS 070**

typ: balustrad

RÄCKE

beskrivning

sammansatt av vertikala räckesståndare (1) i trä och en handledare (2) i trä

material

räckesståndare och handledare: bok/ask

ytbehandling

räckesståndare och handledare i trä: färgning och lackering med vattenbaserade UV-produkter

RENGÖRING

rengör med en mjuk trasa fuktad med vatten. använd inte produkter som innehåller lösningsmedel eller slipande material.

UNDERHÅLL

kontrollera åtdragningen av skruvar och bultar för de olika delarna 12 månader efter installationsdatumet. det extra underhållet ska utföras på ett yrkesmannamässigt sätt.

ANVÄNDNINGSFÖRESKRIFTER

undvik att använda produkten på ett olämpligt sätt. eventuell mixtring eller installation som inte överensstämmer med tillverkarens anvisningar kan leda till att överensstämmelsekraven som har fastställts för produkten inte längre gäller.

DA)

produktidentifikation

handelsnavn: **GENIUS 070**

type: balustrade

GELÆNDERE

beskrivelse

bestående af vertikale balustre **(1)** og en håndliste **(2)** i træ

materialer

balustre og håndliste: bøg / ask

finish

balustre og håndliste: vandbaseret farvning og UV-lakering

RENGØRING

rengør med en blød klud opvredet i vand og uden brug af produkter indeholdende opløsningsmidler eller slibende materialer.

VEDLIGEHOLDELSE

efter ca. 12 måneder fra installationsdatoen skal man kontrollere fastspændingen af de forskellige deles skruer. ekstraordinær vedligeholdelse skal udføres af en fagmand; kontakt producenten.

FORHOLDSREGLER VED BRUG

undgå ukorrekt brug, som produktet ikke er beregnet til. eventuelle ændringer eller installationer, som ikke stemmer overens med producentens anvisninger, kan påvirke produktets overensstemmelse som fastsat inden brug.

NO)

produktinformasjon

produktnavn: **GENIUS 070**

type: balustraden

REKKVERK

beskrivelse

sammensatt av lodrette spiler i tre **(1)** og av en håndløper **(2)** i tre

materialer

spiler og håndløper: bøk/ask

finish

spiler og håndløper: vannbasert UV-farging og -maling

RENGJØRING

rengjøres med en myk klut fuktet i vann, uten løsningsmidler eller annet som kan lage riper.

VEDLIKEHOLD

kontrollere, etter ca. 12 måneder fra installasjonen, at skruene i de forskjellige komponentene er korrekt strammet. ekstraordinært vedlikehold må utføres korrekt.

FORHOLDSREGLER VED BRUK

unngå uriktig og uegnet bruk av produktet. eventuelle endringer eller innstillinger som ikke er i samsvar med produsentens anvisninger vil kunne medføre at de forhåndsdefinerte produktkonformitetene blir ugyldiggjort.

FI)

tuotteen tunnistetiedot

kauppanimi: **GENIUS 070**

tyyppi: reunakaide

KAIDE

kuvaus

muodostuu pystysuorista **(1)** kaidepinnoista ja käsijohteesta **(2)**, joiden materiaalina on puu.

materiaalit

pystypinnat ja käsijohde: pyökki / saarni

viimeistely

pystypinnat ja käsijohde: värjäys ja maalaus (UV, vesipohjainen)

UHDISTUS

puhdistu pehmeällä, veteen kostutetulla rievulla; älä käytä tuotteita, jotka sisältävät liuotainaineita tai hankaavia aineita.

HUOLTO

noin 12 kuukauden kuluttua asennuksesta tarkista eri osien ruuvien ja muttereiden kireys. erityiset huoltotoimenpiteet tulee suorittaa ammattitaidolla.

KÄYTÖN VAROTOIMET

vältä tuotteen sopimatonta käyttöä. mahdolliset väärinkäytökset tai asennukset, jotka eivät vastaa valmistajan ohjeita, voivat aiheuttaa sen, ettei tuote vastaa sen ilmoitettuja ominaisuuksia.



**Bal.
070**

D.U.M
06/2013

fontanot®

Albini & Fontanot S.p.A.
Sede legale ed amministrativa
via P Paolo Pasolini, 6
47853 Cerasolo Ausa
Rimini, Italy

tel. +39.0541.90.61.11
fax +39.0541.90.61.24
info@fontanot.it
www.fontanot.it

cod. 066487000

Design: Centro Ricerche Fontanot

ADMEMBER

Sistema aziendale Albini & Fontanot S.p.A.
certificato CSQ ISO-9001

